

PROGRAMMABLE ENGINE TIMER

The ECU-PMTN2 programmable timer can support almost any engine or automation timing requirement. There are four coarse timing ranges and fine adjust in each range. In addition, the timer is epoxy encapsulated with hermetically sealed relays. The ECU-PMTN2 has a SPDT contact output rated at 5 amps DC Current and features a quartz based timer for high repeatability.

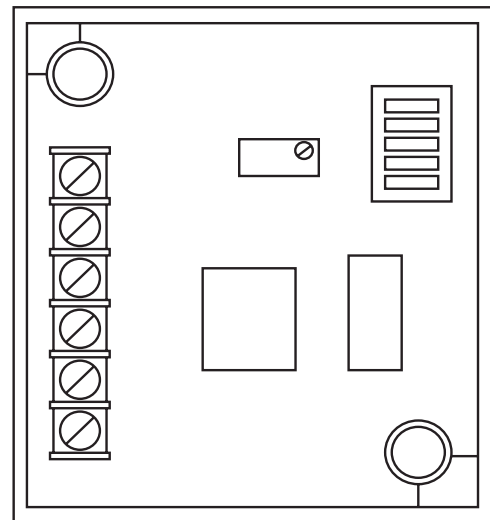
ECU[®] - PMTN2

ONE VERSION FOR 9
to 30 VDC

APPLICATIONS: System Automation, Engine Systems

FEATURES:

- Programmable operating mode
- Form C Relay output
- Uses no power in the off mode
- Adjustable time range
- Wide temperature range -40C to+85C
- Epoxy encapsulated module for excellent field reliability
- Compact module for easy mounting
- Full 9 to 30 Volt operations with no jumper adjustments on the PMTN2
- Quartz based timer for high repeatability



ECU-PMTN2

ECU[®] -PMTN2

A PROGRAMMABLE TIMER FOR ENGINE USE

The ECU-PMTN2 is specifically designed for engine system use and can replace up to 13 types of engine timers. To the right is a table showing the various switch positions and the resulting operation modes.

The operating mode is determined by setting three switches (SW1, SW2 and SW3).

The delay time range can be adjusted by using switches SW4 and SW5 on the mode switch and the fine adjustment using the adjustment pot.

The adjustment pot can turn 30+ turns without damage and includes an overrun clutch that clicks when you reach the end of the adjustment range.

OPERATING MODE	SW1	SW2	SW3
Cool Down Timer	OFF	OFF	ON
Warm Up Timer	ON	ON	ON
Rack Timer	OFF	OFF	ON
Full Throttle Timer	ON	ON	ON
Delay On Make Timer	ON	ON	ON
Delay On Release Timer	OFF	OFF	ON
Delay On Start Timer	ON	ON	ON
Crank Cycle Timer	ON	OFF	OFF
Flasher Timer On-Off-On	ON	OFF	OFF
Flasher Timer Off-On-Off	ON	ON	OFF
Shutdown Solenoid Timer	OFF	OFF	ON
One Shot Timer	ON	OFF	ON
Cranking Limit Timer	ON	ON	ON

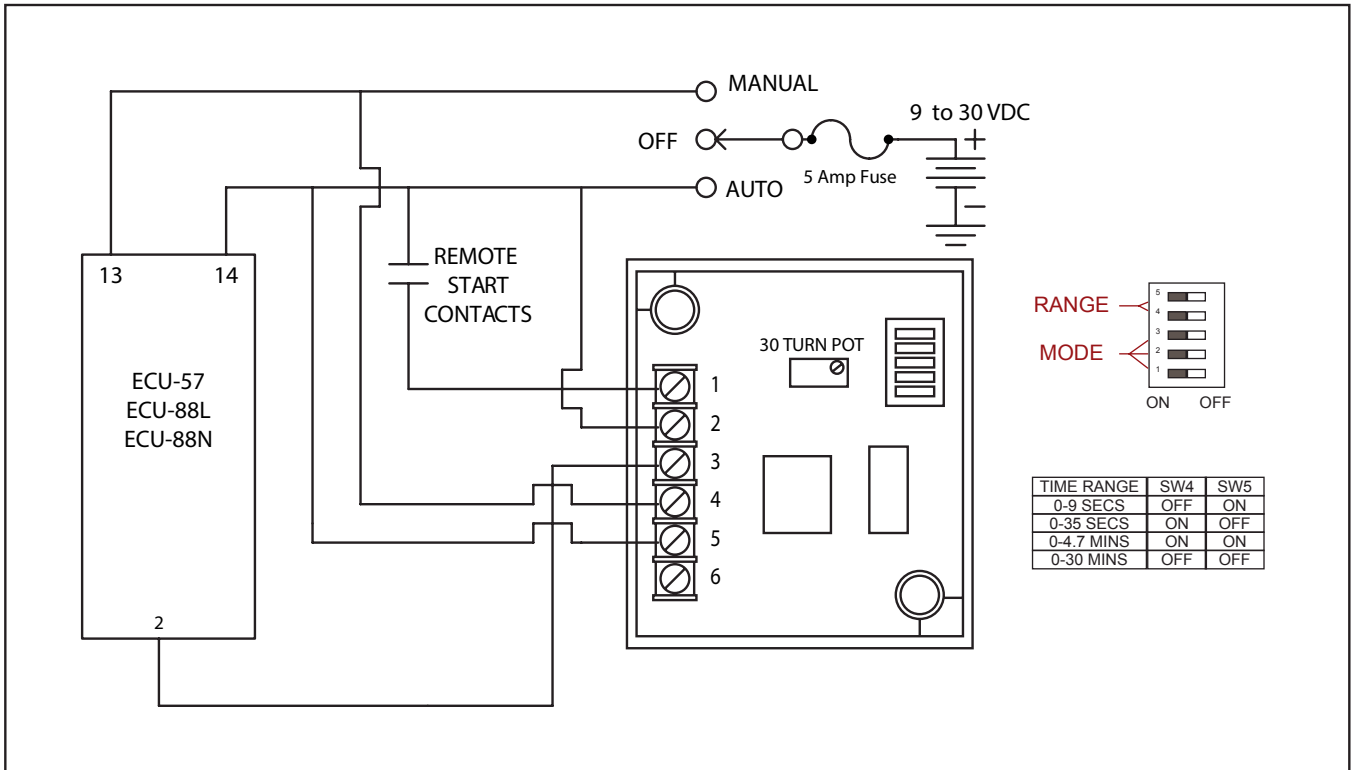


TIME RANGE	SW4	SW5
0-9 SECS	OFF	ON
0-35 SECS	ON	OFF
0-4.7 MINS	ON	ON
0-30 MINS	OFF	OFF

ECU[®] IS A REGISTERED TRADEMARK OF
ENGINEERING CONCEPTS UNLIMITED, INC.

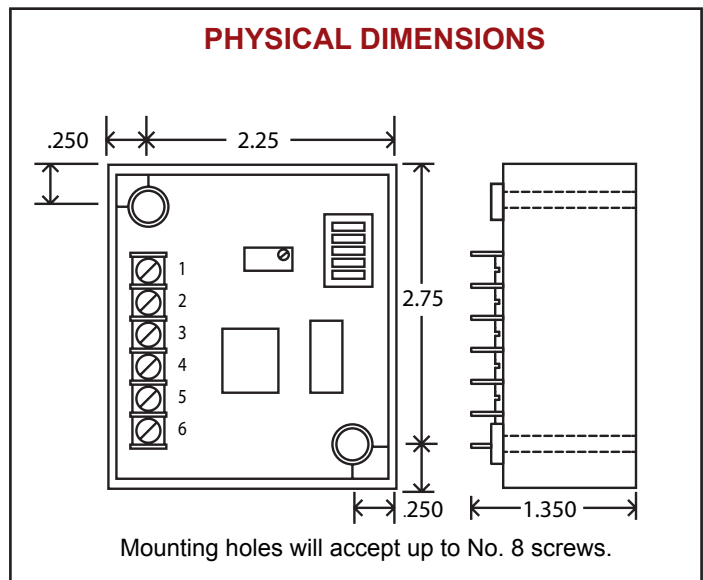
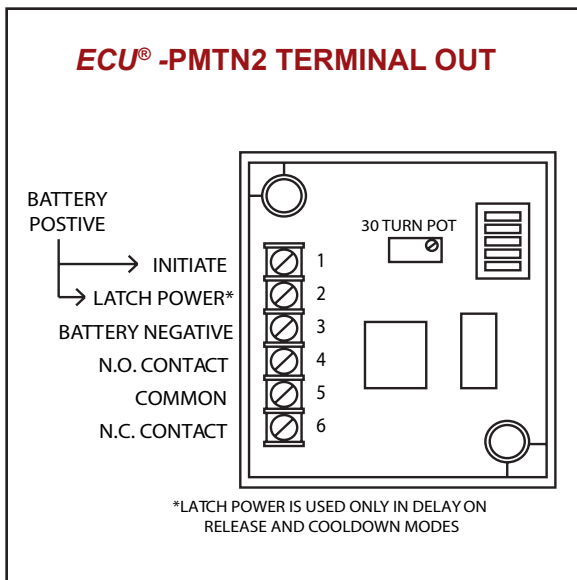
P.O. BOX 250 - 8950 TECHNOLOGY DRIVE - FISHERS, IN 46038
Voice: 317-849-8470 Fax: 317-849-6475 E-Mail: sales@ecu-engine-controls.com

SAMPLE ECU® - PMTN2 APPLICATION



The above example shows the PMTN2 timer used for the cooldown function. The PMTN2 is connected between the remote start contacts and the engine control. While in the auto mode if the remote start contacts close voltage will be applied to terminal 1. The relay will signal the engine control to start the engine via 4 and 5. As long as the remote start contacts remain closed the engine will continue to run. When the remote start contacts open (signifying the load has been removed) the PMTN2 will continue to run the engine until the adjustable time period is over. If you are installing a PMTN2 please notice voltage adjusts are no longer required in contrast to previous models. To adjust set the **Timer Mode, Range** then fine tune with the Pot.

SPECIFICATIONS: INPUT VOLTAGE: 9-30 VDC TEMP RANGE: -40 TO 85C
 STANDBY CURRENT: 0.000 A CONTACT CURRENT: 5 AMPS DC



ORDERING INFORMATION
ECU® -PMTN2

ECU® IS A REGISTERED TRADEMARK OF
ENGINEERING CONCEPTS UNLIMITED INC.