



# Parts Manual

Our energy working for you.™



## Generator Set

ES (Spec A–G)

## MODEL IDENTIFICATION

To avoid errors or delay in filling your parts order, always give the MODEL, SPEC NO. and SERIAL NO. from the Onan nameplate.

For handy reference, insert your nameplate information in the spaces below.

\_\_\_\_\_

MODEL AND SPEC NO.

\_\_\_\_\_

SERIAL NO.

## SAFETY PRECAUTIONS

The following symbols are used in Onan manuals to alert users to the potentially dangerous conditions relating to maintenance of equipment and replacement of parts. Please read and observe.



*This symbol warns of immediate hazards which will result in severe personal injury or death.*



*This symbol refers to a hazard or unsafe practice which can result in severe personal injury or death.*



*This symbol refers to a hazard or unsafe practice which can result in severe personal injury or product or property damage.*

## PRODUCT SAFETY PRECAUTIONS



***Service and repair of Onan equipment must be performed by trained, experienced personnel only. Improper service or repair may result in property damage, severe personal injury or death. Do not use this catalog as a guide to servicing your equipment. Read and follow the IMPORTANT SAFETY INSTRUCTIONS in the Service Manual appropriate for the equipment you are working on.***



***Contact with USED ENGINE OILS has been identified by a United States federal agency and some USA state agencies as causing CANCER or REPRODUCTIVE TOXICITY. When checking or changing engine oils take all necessary precautions not to ingest, breathe the fumes or contact the used oil.***



***Contact with ASBESTOS has been identified by a United States federal agency and some USA state agencies as causing CANCER or REPRODUCTIVE TOXICITY. When handling engine gaskets take all necessary precautions not to ingest, breathe or contact the dust from the gaskets! Use adequate ventilation and wear protective gloves, masks and clothing!***



***Contact with BENZINE and LEAD, found in gasoline, fuel additives and solvents has been identified by a United States federal agency and some USA state agencies as causing CANCER or REPRODUCTIVE TOXICITY. When checking, draining or adding gasoline and fuel additives or using solvents take all necessary precautions not to ingest, breathe the fumes or contact the liquids. Use adequate ventilation and wear protective gloves, masks and protective clothing!***

## Introduction

This parts catalog applies to the standard sets listed below. The illustrations are arranged in groups of related items and each part or assembly is identified by a reference number. All parts illustrated are typical. Unless otherwise mentioned in the description or page heading, parts list the parts are interchangeable between models.

These typical illustrations are subject to change and reflect only the latest replacement parts arrangement. The right and left sides of the set are determined by FACING the engine end (FRONT) of the set.

## Set Data Table

Model Identification	Rating	RPM Rating	Battery Voltage
16.0ES - */#@	16,000 Watts	1500 RPM	12 VDC
20.0ES - */#@	20,000 Watts	1800 RPM	12 VDC

## Electrical Data Table

* Voltage Codes	Volts	Hertz	Wire	Phase	Notes
B (3)	120/240	60	3	1	+
E (6D)	240/480	60	4	3	+
F (7)	220/380	60	4	3	
H (9X)	347/600	60	4	3	
L (15)	120/240	60	12	1	
L (15)	120/208	60	12	3	
	120/240				
	127/220				
	139/240				
	240/416				
	254/440				
	227/480				
N (53)	120/240	50	3	1	
Z (515)	110/220	50	12	1	+
	115/230				
Z (515)	110/190	50	12	3	+
	110/220				
	115/200				
	115/230				
	120/208				
	127/220				
	220/380				
	230/400				
	240/416				
	254/440				

\* - Voltage codes follow model letter designations.

# - Specification Number: Number 1 is standard, all others indicate variations.

\$ - Specification Letter: Letter advances (A to B, B to C, etc.) with major manufacturing changes.

+ - The Stators are Reconnectible.

## Engine Replacement Parts

All engine replacement parts must be ordered from the engine manufacturer, except those modified or added by Onan. When ordering engine parts, refer to the manufacturers nameplate and supply the model, spec, serial number and other available information. Refer to the engine manufacturers manuals for your nearest authorized distributor or parts center; or contact the Onan distributor from whom you purchased this set for assistance. Ford model number for this set is LSG-423I-6005-A.

# Index

- Actuator, Governor (Spec A–D), **51**  
Actuator, Linear – Governor (Spec E–F), **52**  
Adapter, Drain – Oil, **11**  
Adapter, Generator, **11**  
Adapter, Governor Linkage, **52**  
Alternator, **11, 55**  
Ammeter – AC – Sets With Multi Fault Light & AC Meters (Begin Spec B), **91**  
Ammeter – AC – Sets With Multi Fault Light & AC Meters (Spec A), **83**  
Ammeter – DC – Sets With Multi Fault Light (Spec A), **79**  
Ammeter – DC – Sets With Multi Fault Light & AC Meters (Begin Spec B), **89**  
Ammeter – DC – Sets With Multi Fault Light & AC Meters (Spec A), **81**  
Ammeter – DC – Sets With Single Fault Light (Begin Spec B), **85**  
Ammeter – DC – Sets With Single Fault Light (Spec A), **77**  
Arm, Adjusting – With Governor Mounting Plate – Alternator, **55**
- Baffle, Air – Generator, **75**  
Band, Mounting – Air Cleaner (Spec A–F), **12**  
Band, Mounting – Air Cleaner (Spec G), **13**  
Band, Mounting – Heat Exchanger, **61**  
Base, Mounting – Air Cleaner (Spec G), **13**  
Bearing, Ball – Generator, **75**  
Bell, End – Generator, **75**  
Belt, Drive – Alternator, **55**  
Belt, Drive – Radiator, **63**  
Block, Terminal – Engine Harness, **99**  
Block, Terminal – Voltage Regulator (Begin Spec B), **93**  
Block, Terminal – Voltage Regulator (Spec A), **92**  
Block, Terminal – Voltage Regulator – Switching, **94**  
Board, Terminal – Generator, **75**  
Box, Control – Sets With Multi Fault Light (Spec A), **79**  
Box, Control – Sets With Multi Fault Light & AC Meters (Begin Spec B), **91**  
Box, Control – Sets With Multi Fault Light & AC Meters (Spec A), **83**  
Box, Control – Sets With Single Fault Light (Begin Spec B), **87**  
Box, Control – Sets With Single Fault Light (Spec A), **77**  
Brace, Radiator (Spec A–F), **63**  
Brace, Radiator (Spec G), **65**  
Bracket, Mounting – Air Cleaner, **12**  
Bracket, Mounting – Alternator, **55**  
Bracket, Mounting – Capacitor, **95**  
Bracket, Mounting – Engine (Spec A–F), **57**  
Bracket, Mounting – Engine (Spec G), **59**  
Bracket, Mounting – Heat Exchanger, **61**  
Bracket, Mounting – Heater Tank (Spec A–F), **48**  
Bracket, Mounting – Heater Tank (Spec G), **49**  
Bracket, Mounting – Overspeed, **75**
- Bracket, Mounting – Relay – Sets With Multi Fault Light & AC Meters (Begin Spec B), **91**  
Bracket, Mounting – Relay – Sets With Multi Fault Light & AC Meters (Spec A), **83**  
Bracket, Mounting – Relay – Sets With Single Fault Light (Begin Spec B), **87**  
Bracket, Mounting – Solenoid, **57**  
Breaker, Circuit (Spec A–F), **70**  
Breaker, Circuit – Sets With Multi Fault Light (Spec A), **79**  
Breaker, Circuit – Sets With Multi Fault Light & AC Meters (Begin Spec B), **89**  
Breaker, Circuit – Sets With Multi Fault Light & AC Meters (Spec A), **81**  
Breaker, Circuit – Sets With Single Fault Light (Begin Spec B), **85**  
Breaker, Circuit – Sets With Single Fault Light (Spec A), **77**  
Bushing, Spacer – Skid (Spec G), **59**
- Cable, Battery (Spec A–F), **9**  
Cable, Battery (Spec G), **11**  
Cable, Heater – Control (Spec G), **97**  
Cable, Starter, **11**  
Cap, Heat Exchanger, **61**  
Cap, Radiator (Spec A–F), **63**  
Cap, Radiator (Spec G), **65**  
Capacitor – Voltage Regulator, **95**  
Catch, Door (Spec A–F), **67**  
Catch, Door (Spec G), **69**  
Cleaner, Air (Spec G), **13**  
Cleaner, Air – Preheat (Begin Spec E), **14**  
Cleaner, Air – Standard (Spec A–F), **12**  
Clip, Door (Spec A–F), **67**  
Clip, Door (Spec G), **69**  
Cock, Drain – Low Coolant Switch, **47**  
Cock, Drain – Radiator (Spec A–F), **63**  
Cock, Drain – Radiator (Spec G), **65**  
Control Unit, Governor (Spec A–D), **51**  
Control Unit, Governor – Sets With Multi Fault Light (Spec A), **79**  
Control Unit, Governor – Sets With Multi Fault Light & AC Meters (Begin Spec B), **91**  
Control Unit, Governor – Sets With Multi Fault Light & AC Meters (Spec A), **83**  
Control Unit, Governor – Sets With Single Fault Light (Begin Spec B), **87**  
Control Unit, Governor – Sets With Single Fault Light (Spec A), **77**  
Control, Governor (Spec E–F), **52**  
Cover, Bell – End, **72**  
Cover, Control (Spec A–F), **67**  
Cover, Control (Spec G), **69**  
Cover, Control – Sets With Multi Fault Light (Spec A), **79**  
Cover, Control – Sets With Multi Fault Light & AC Meters (Begin Spec B), **89**  
Cover, Control – Sets With Multi Fault Light & AC Meters (Spec A), **81**

# Index

- Cover, Control – Sets With Single Fault Light (Begin Spec B), **85**
- Cover, Control – Sets With Single Fault Light (Spec A), **77**
- Cover, Filter – Voltage Regulator, **95**
- Cover, Thermostat – Control Heater (Spec A–F), **96**
- Cushion, Mounting – Rubber – Skid (Spec G), **59**
- Cushion, Mounting – Vibration Isolator – Skid (Spec G), **59**
- Dampener, Vibration – Set Control – Sets With Multi Fault Light (Spec A), **79**
- Dampener, Vibration – Set Control – Sets With Multi Fault Light & AC Meters (Begin Spec B), **91**
- Dampener, Vibration – Set Control – Sets With Multi Fault Light & AC Meters (Spec A), **83**
- Dampener, Vibration – Set Control – Sets With Single Fault Light (Begin Spec B), **87**
- Dampener, Vibration – Set Control – Sets With Single Fault Light (Spec A), **77**
- Diode – Skid (Spec A–F), **57**
- Disk, Drive – Generator, **75**
- Door, Engine, **69**
- Door, Housing, **67**
- Edging, Fan Guard (Spec A–F), **63**
- Edging, Fan Guard (Spec G), **65**
- Elbow, Rubber – Air Cleaner, **13**
- Element, Air Cleaner (Spec G), **13**
- Element, Air Cleaner – Preheat (Begin Spec E), **14**
- Element, Air Cleaner – Standard (Spec A–F), **12**
- Exchanger, Heat, **61**
- Fan, Alternator, **55**
- Fan, Radiator (Spec A–F), **63**
- Fan, Radiator (Spec G), **65**
- Filter, Oil, **9**
- Fuel System, Dual – Gasoline & Propane Liquid With Manual Changeover (Spec A–F), **25**
- Fuel System, Dual – Gasoline & Propane Vapor, Gasoline & Natural Gas With Manual Changeover (Spec A–F), **27**
- Fuel System, Dual – Propane Liquid & Natural Gas With Manual and Automatic Changeover (Spec A–F), **23**
- Fuel System, Dual – Propane Vapor & Natural Gas With Manual and Automatic Changeover (Spec A–F), **21**
- Fuel System, Gasoline (Spec A–F), **17**
- Fuel System, Natural Gas (Spec G), **31**
- Fuel System, Natural Gas/Gasoline With Manual Changeover (Spec G), **29**
- Fuel System, Natural Gas/Propane Liquid With Automatic Changeover (Spec G), **45**
- Fuel System, Natural Gas/Propane Vapor With Automatic Changeover (Spec G), **33**
- Fuel System, Natural Gas/Propane Vapor With Manual Changeover (Spec G), **35**
- Fuel System, Propane Liquid (Spec G), **43**
- Fuel System, Propane Vapor (Spec G), **37**
- Fuel System, Propane Vapor, Natural Gas, Propane Liquid (Spec A–F), **19**
- Fuel System, Propane Vapor/Gasoline With Manual Changeover (Spec G), **39**
- Fuel System, Propane/Gasoline (Spec G), **41**
- Gasket, Oil Drain, **9**
- Gauge, Pressure – Oil – Sets With Multi Fault Light (Spec A), **79**
- Gauge, Pressure – Oil – Sets With Multi Fault Light & AC Meters (Begin Spec B), **89**
- Gauge, Pressure – Oil – Sets With Multi Fault Light & AC Meters (Spec A), **81**
- Gauge, Pressure – Oil – Sets With Single Fault Light (Begin Spec B), **85**
- Gauge, Pressure – Oil – Sets With Single Fault Light (Spec A), **77**
- Gauge, Temperature – Oil – Sets With Multi Fault Light & AC Meters (Begin Spec B), **89**
- Gauge, Temperature – Oil – Sets With Multi Fault Light & AC Meters (Spec A), **81**
- Gauge, Temperature – Water – Sets With Multi Fault Light (Spec A), **79**
- Gauge, Temperature – Water – Sets With Multi Fault Light & AC Meters (Begin Spec B), **89**
- Gauge, Temperature – Water – Sets With Multi Fault Light & AC Meters (Spec A), **81**
- Gauge, Temperature – Water – Sets With Single Fault Light (Begin Spec B), **85**
- Gauge, Temperature – Water – Sets With Single Fault Light (Spec A), **77**
- Generator, **75**
- Governor (Spec A–D), **51**
- Governor (Spec E–F), **52**
- Governor (Spec G), **53**
- Grille, Air Outlet, **11**
- Grille, Generator Housing (Spec A–F), **70**
- Grille, Generator Housing (Spec G), **71**
- Grommet – Generator Housing (Spec A–F), **70**
- Grommet – Set Control With Multi Fault Light & AC Meters (Begin Spec B), **89**
- Grommet – Set Control With Multi Fault Light & AC Meters (Spec A), **81**
- Grommet – Set Control With Single Fault Light (Begin Spec B), **85**
- Grommet – Voltage Regulator Filter, **95**
- Guard, Belt – Alternator (Spec A–F), **55**
- Guard, Belt – Alternator (Spec G), **65**
- Guard, Belt – Heat Exchanger, **61**
- Guard, Belt – Radiator (Spec G), **65**
- Guard, Fan – Radiator (Spec A–F), **63**
- Guard, Radiator (Spec A–F), **63**
- Harness, Engine to Control, **9**
- Harness, Ignition (Spec A–F), **9**
- Harness, Ignition (Spec G), **11**
- Harness, Wiring – Control – Sets With Multi Fault Light (Spec A), **79**

# Index

- Harness, Wiring – Control – Sets With Multi Fault Light & AC Meters (Begin Spec B), **89**
- Harness, Wiring – Control – Sets With Multi Fault Light & AC Meters (Spec A), **81**
- Harness, Wiring – Control – Sets With Single Fault Light (Begin Spec B), **85**
- Harness, Wiring – Control – Sets With Single Fault Light (Spec A), **77**
- Harness, Wiring – Control to Generator – Sets With Multi Fault Light (Spec A), **79**
- Harness, Wiring – Control to Generator – Sets With Multi Fault Light & AC Meters (Begin Spec B), **89**
- Harness, Wiring – Control to Generator – Sets With Multi Fault Light & AC Meters (Spec A), **81**
- Harness, Wiring – Control to Generator – Sets With Single Fault Light (Begin Spec B), **85**
- Harness, Wiring – Control to Generator – Sets With Single Fault Light (Spec A), **77**
- Harness, Wiring – Generator (AC), **71**
- Harness, Wiring – Voltage Regulator Filter, **95**
- Heater, Control (Spec A–F), **96**
- Heater, Control (Spec G), **97**
- Heater, Generator, **72**
- Heater, Tank (Spec A–F), **48**
- Heater, Tank (Spec G), **49**
- Holddown, Battery, **57**
- Hose, Breather, **9**
- Hose, Radiator (Spec A–F), **63**
- Hose, Radiator (Spec G), **65**
- Housing (Spec A–F), **67**
- Housing (Spec G), **69**
- Housing, Front – Radiator (Spec G), **65**
- Housing, Generator (Spec A–F), **70**
- Housing, Generator (Spec G), **71**
- Inlet, Air Cleaner, **14**
- Insulation, Foam – Housing, **69**
- Insulator, Resistor – Voltage Regulator Filter, **95**
- Joint, Ball – Governor (Spec E–F), **52**
- Joint, Ball – Governor (Spec G), **53**
- Knob – Sets With Multi Fault Light & AC Meters (Begin Spec B), **89**
- Knob – Sets With Multi Fault Light & AC Meters (Spec A), **81**
- Lamp, Incandescent – Sets With Multi Fault Light (Spec A), **79**
- Lamp, Incandescent – Sets With Multi Fault Light & AC Meters (Begin Spec B), **89**
- Lamp, Incandescent – Sets With Multi Fault Light & AC Meters (Spec A), **81**
- Lamp, Incandescent – Sets With Single Fault Light (Spec A), **77**
- Lampholder – Sets With Multi Fault Light & AC Meters (Begin Spec B), **91**
- Lampholder – Sets With Multi Fault Light & AC Meters (Spec A), **83**
- Lampholder – Sets With Single Fault Light (Begin Spec B), **87**
- Latch, Door – Housing (Spec A–F), **67**
- Latch, Door – Housing (Spec G), **69**
- Latch, U–Bolt Type, **67**
- Lead – Generator Housing (Spec G), **71**
- Lead, Solenoid to Starter, **9**
- Lead, Starter, **57**
- Lens with Bezel – Sets With Single Fault Light (Begin Spec B), **87**
- Lever, Governor, **53**
- Light, Indicator – Sets With Multi Fault & AC Meters (Begin Spec B), **89**
- Light, Indicator – Sets With Multi Fault Light (Spec A), **79**
- Light, Indicator – Sets With Multi Fault Light & AC Meters (Spec A), **81**
- Light, Indicator – Sets With Single Fault Light (Begin Spec B), **87**
- Light, Indicator – Sets With Single Fault Light (Spec A), **77**
- Line, Fuel – Flexible, **11**
- Lug, Terminal – Skid (Spec A–F), **57**
- Manifold, Coolant, **11**
- Manifold, Oil Pressure, **99**
- Meter, Frequency – Sets With Multi Fault Light & AC Meters (Begin Spec B), **91**
- Meter, Frequency – Sets With Multi Fault Light & AC Meters (Spec A), **83**
- Meter, Time Totalizing – Sets With Multi Fault Light (Spec A), **79**
- Meter, Time Totalizing – Sets With Multi Fault Light & AC Meters (Begin Spec B), **89**
- Meter, Time Totalizing – Sets With Multi Fault Light & AC Meters (Spec A), **81**
- Meter, Time Totalizing – Sets With Single Fault Light (Begin Spec B), **87**
- Meter, Time Totalizing – Sets With Single Fault Light (Spec A), **77**
- Monitor, Engine – Sets With Multi Fault Light (Spec A), **79**
- Monitor, Engine – Sets With Multi Fault Light & AC Meters (Begin Spec B), **89**
- Monitor, Engine – Sets With Multi Fault Light & AC Meters (Spec A), **81**
- Monitor, Engine – Sets With Single Fault Control (Spec A), **77**
- Monitor, Engine – Sets With Single Fault Light (Begin Spec B), **85**
- Mount, Vibration – Engine, **57**
- Mount, Vibration – Generator, **57**
- Muffler, Exhaust, **50**
- Paint, **7**
- Panel, Control – Sets With Multi Fault Light (Spec A), **79**
- Panel, Control – Sets With Multi Fault Light & AC Meters (Begin Spec B), **91**

# Index

- Panel, Control – Sets With Multi Fault Light & AC Meters (Spec A), **83**
- Panel, Control – Sets With Single Fault Light (Begin Spec B), **87**
- Panel, Control – Sets With Single Fault Light (Spec A), **77**
- Panel, Housing – Front (Spec G), **69**
- Panel, Housing – Front – Radiator (Spec A–F), **63**
- Panel, Housing – Rear (Spec A–F), **67**
- Panel, Housing – Rear (Spec G), **69**
- Panel, Housing – Top (Spec A–F), **67**
- Panel, Housing – Top (Spec G), **69**
- Panel, Housing – Top – Generator Housing (Spec A–F), **70**
- Panel, Housing – Top – Generator Housing (Spec G), **71**
- Panel, Mounting – Voltage Regulator (Begin Spec B), **93**
- Panel, Mounting – Voltage Regulator (Spec A), **92**
- Panel, Mounting – Voltage Regulator – Switching, **94**
- Pencil, Zinc – Heat Exchanger, **61**
- Pickup, Magnetic – Governor (Spec A–D), **51**
- Pickup, Magnetic – Governor (Spec G), **53**
- Pipe, Exhaust, **9**
- Plate, Engine Bracket Cover, **11**
- Plate, Housing – Side (Spec A–F), **70**
- Plate, Housing – Side (Spec G), **71**
- Plate, Mounting – Switch, **47**
- Plenum – Air Cleaner, Preheat (Begin Spec E), **14**
- Point, Contact, **75**
- Point, Overspeed, **75**
- Pulley, Alternator, **55**
- Pulley, Fan, **63**
  
- Radiator (Spec A–F), **63**
- Radiator (Spec G), **65**
- Reactor – Voltage Regulator (Begin Spec B), **93**
- Reactor – Voltage Regulator (Spec A), **92**
- Reactor – Voltage Regulator – Switching, **94**
- Rectifier – Generator, **75**
- Rectifier – Low Coolant Level Switch, **47**
- Regulator Assembly, Voltage – Standard (Begin Spec B), **93**
- Regulator Assembly, Voltage – Standard (Spec A), **92**
- Regulator Assembly, Voltage – Switching, **94**
- Regulator, Voltage – Alternator, **55**
- Regulator, Voltage – Sets With Multi Fault Light (Spec A), **79**
- Regulator, Voltage – Sets With Multi Fault Light & AC Meters (Begin Spec B), **89**
- Regulator, Voltage – Sets With Multi Fault Light & AC Meters (Spec A), **81**
- Regulator, Voltage – Sets With Single Fault Light (Begin Spec B), **85**
- Regulator, Voltage – Sets With Single Fault Light (Spec A), **77**
- Relay – Sets With Multi Fault Light (Spec A), **79**
- Relay – Sets With Multi Fault Light & AC Meters (Begin Spec B), **89**
- Relay – Sets With Multi Fault Light & AC Meters (Spec A), **81**
- Relay – Sets With Single Fault Light (Begin Spec B), **85**
- Relay – Sets With Single Fault Light (Spec A), **77**
- Relay, Selection – Voltage, **81**
- Relay, Solenoid – Start, **57**
- Relay, Start, **85**
- Relay, Start Disconnect, **89**
- Relay, Voltage Selection, **89**
- Retainer, Carburetor, **14**
- Rheostat – Sets With Multi Fault Light & AC Meters (Begin Spec B), **89**
- Rheostat – Sets With Multi Fault Light & AC Meters (Spec A), **81**
- Rod, Governor (Spec E–F), **52**
- Rod, Governor (Spec G), **53**
- Rotor, Exciter, **75**
- Rotor, Generator, **75**
  
- Sealant, Thread, **7**
- Sender, Oil Pressure – Engine (Spec A–F), **9**
- Sender, Oil Pressure – Engine Harness (Spec G), **99**
- Sender, Temperature – Engine Coolant, **9**
- Sender, Water Temperature, **11**
- Shield, Heat – Muffler, **50**
- Shield, Rain – Muffler, **50**
- Shroud, Fan – Radiator (Spec A–F), **63**
- Shroud, Fan – Radiator (Spec G), **65**
- Skid (Spec A–F), **57**
- Skid (Spec G), **59**
- Snubber, Rubber, **57**
- Spacer – Skid (Spec A–F), **57**
- Spacer – Skid (Spec G), **59**
- Spacer, Alternator, **55**
- Spacer, Bracket – Alternator, **55**
- Spacer, Fan – Radiator (Spec G), **65**
- Spacer, Sleeve – Alternator, **55**
- Spacer, Sleeve – Generator, **75**
- Spring, Holddown – Relay – Sets With Multi Fault Light (Spec A), **79**
- Spring, Holddown – Relay – Sets With Multi Fault Light & AC Meters (Begin Spec B), **89**
- Spring, Holddown – Relay – Sets With Multi Fault Light & AC Meters (Spec A), **81**
- Spring, Holddown – Relay – Sets With Single Fault Light (Begin Spec B), **85**
- Spring, Holddown – Relay – Sets With Single Fault Light (Spec A), **77**
- Starter, **9, 11**
- Stator, Exciter, **75**
- Stator, Generator, **75**
- Strap, Ground – Sets With Multi Fault Light (Spec A), **79**
- Strap, Ground – Sets With Multi Fault Light & AC Meters (Begin Spec B), **91**
- Strap, Ground – Sets With Multi Fault Light & AC Meters (Spec A), **83**

# Index

- Strap, Ground – Sets With Single Fault Light (Begin Spec B), **87**
- Strap, Ground – Sets With Single Fault Light (Spec A), **77**
- Strap, Ground – Skid (Spec A–F), **57**
- Strip, Asbestos – Muffler, **50**
- Strip, Marker – Voltage Regulator (Begin Spec B), **93**
- Strip, Marker – Voltage Regulator – Switching, **94**
- Support, Engine – Rear – Skid (Spec G), **59**
- Switch Blank – Sets With Multi Fault Light & AC Meters (Begin Spec B), **89**
- Switch Blank – Sets With Single Fault Light (Begin Spec B), **85**
- Switch, Blank – Sets With Multi Fault Light & AC Meters (Spec A), **81**
- Switch, Coolant Level, **47**
- Switch, Oil Pressure (Pre–Alarm), **9**
- Switch, Oil Pressure (Shutdown), **9**
- Switch, Overspeed, **75**
- Switch, Pressure – LOP, **99**
- Switch, Pressure – Pre LOP, **99**
- Switch, Push – Sets With Multi Fault (Spec A), **79**
- Switch, Push – Sets With Multi Fault Light & AC Meters (Begin Spec B), **89**
- Switch, Push – Sets With Multi Fault Light & AC Meters (Spec A), **81**
- Switch, Push – Sets With Single Fault Light (Begin Spec B), **85, 87**
- Switch, Push – Sets With Single Fault Light (Spec A), **77**
- Switch, Selector – Sets With Multi Fault & AC Meters (Spec A), **81**
- Switch, Selector – Sets With Multi Fault Light & AC Meters (Begin Spec B), **89**
- Switch, Thermostatic – Low Engine Temperature, **11**
- Switch, Thermostatic – Low Engine Temperature (Spec A–F), **9**
- Switch, Thermostatic – Pre–Alarm, **9**
- Switch, Thermostatic – Pre–Alarm (Spec G), **11**
- Switch, Thermostatic Shutdown, **9**
- Switch, Vacuum, **46**
- Tachometer – Sets With Multi Fault Light & AC Meters (Begin Spec B), **89**
- Tachometer – Sets With Multi Fault Light & AC Meters (Spec A), **81**
- Terminal, Ground – Sets With Multi Fault Light (Spec A), **79**
- Terminal, Ground – Sets With Multi Fault Light & AC Meters (Begin Spec B), **89**
- Terminal, Ground – Sets With Multi Fault Light & AC Meters (Spec A), **81**
- Terminal, Ground – Sets With Single Fault Light (Begin Spec B), **85**
- Terminal, Ground – Sets With Single Fault Light (Spec A), **77**
- Terminal, Lug – Voltage Regulator Filter, **95**
- Thermostat, Adjustable – Control Heater (Spec A–F), **96**
- Thermostat, Engine Mounted, **11**
- Transformer – Voltage Regulator (Begin Spec B), **93**
- Transformer – Voltage Regulator (Spec A), **92**
- Transformer – Voltage Regulator – Switching, **94**
- Transformer, Current – Sets With Multi Fault Light & AC Meters (Begin Spec B), **89**
- Transformer, Current – Sets With Multi Fault Light & AC Meters (Spec A), **81**
- Tube, Exhaust – Flexible, **50**
- Tube, Inlet – Radiator (Spec G), **65**
- Tube, Intake – Air, **13**
- Valve, Cock, **9**
- Valve, Globe – Heat Exchanger, **61**
- Valve, Saver – Water – Heat Exchanger, **61**
- Valve, Shut–Off – Oil Drain, **11**
- Valve, Solenoid – Heat Exchanger, **61**
- Voltmeter, AC – Sets With Multi Fault Light & AC Meters (Begin Spec B), **91**
- Voltmeter, AC – Sets With Multi Fault Light & AC Meters (Spec A), **83**
- Wrapper, Generator Housing (Spec A–F), **70**
- Wrapper, Generator Housing (Spec G), **71**

## Abbreviations

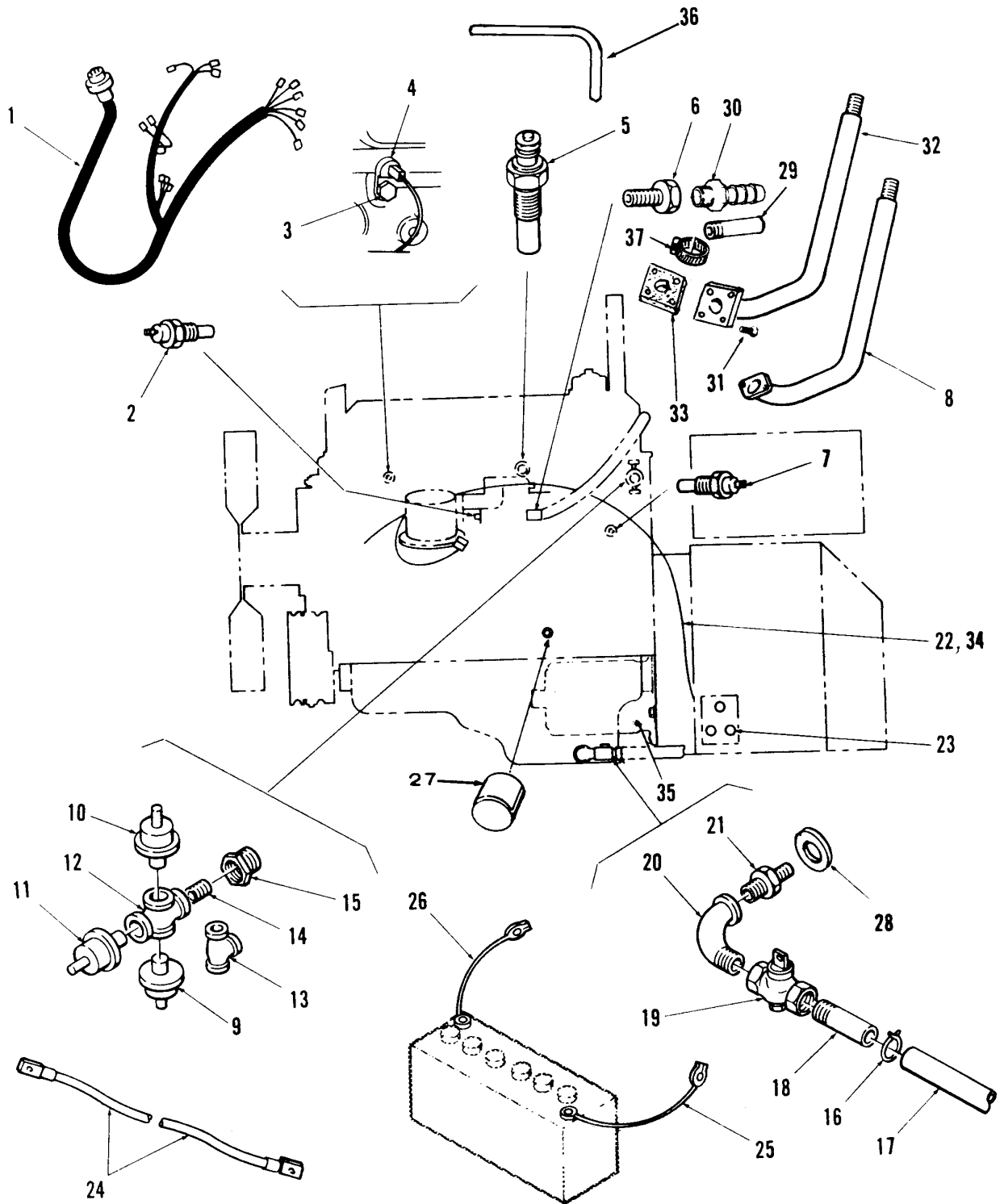
Some of the following abbreviations may be used throughout this Parts Catalog;

Alternating Current	AC	Millimeter	mm
Ampere	Amp	Not For Sale	NFS
As Required	A/R	National Pipe Thread	NPT
Automatic Voltage Regulator	AVR	Outside Diameter	OD
American Wire Gauge	AWG	Ounce	oz.
Degree	Deg	Permanent Magnet Generator	PMG
Direct Current	DC	Phase	Ph
External Tooth	ET	Printed Circuit	PC
External/Internal Tooth	EIT	Radio Frequency Interference	RFI
Ground Fault Interrupter	GFI	Right	RT
Inside Diameter	ID	Specification	Spec
Internal Tooth	IT	Thick	Thk
International Electrotechnical Commission	IEC	Underwriters Laboratories Inc.	UL
Kilowatt	kW	Union National Coarse	UNC
Liquid Petroleum Gas	LPG	Union National Fine	UNF
Left	LT	Volts Alternating Current	VAC
Meter	M(meter Number)	Volts Direct Current	VDC
		With	W/(ET, IT, EIT)

## Paint and Thread Sealant

REF NO.	PART NO.	QTY USED	PART DESCRIPTION	REF NO.	PART NO.	QTY USED	PART DESCRIPTION
			Onan Green Enamel (Non-Metallic)	518-0601		-	Sealant, Thread (6 ml Tube)
	525-0305	-	12 oz. Pressurized Spray Can				
	525-0306	-	Quart Can				
	525-0304	-	Gallon Can				

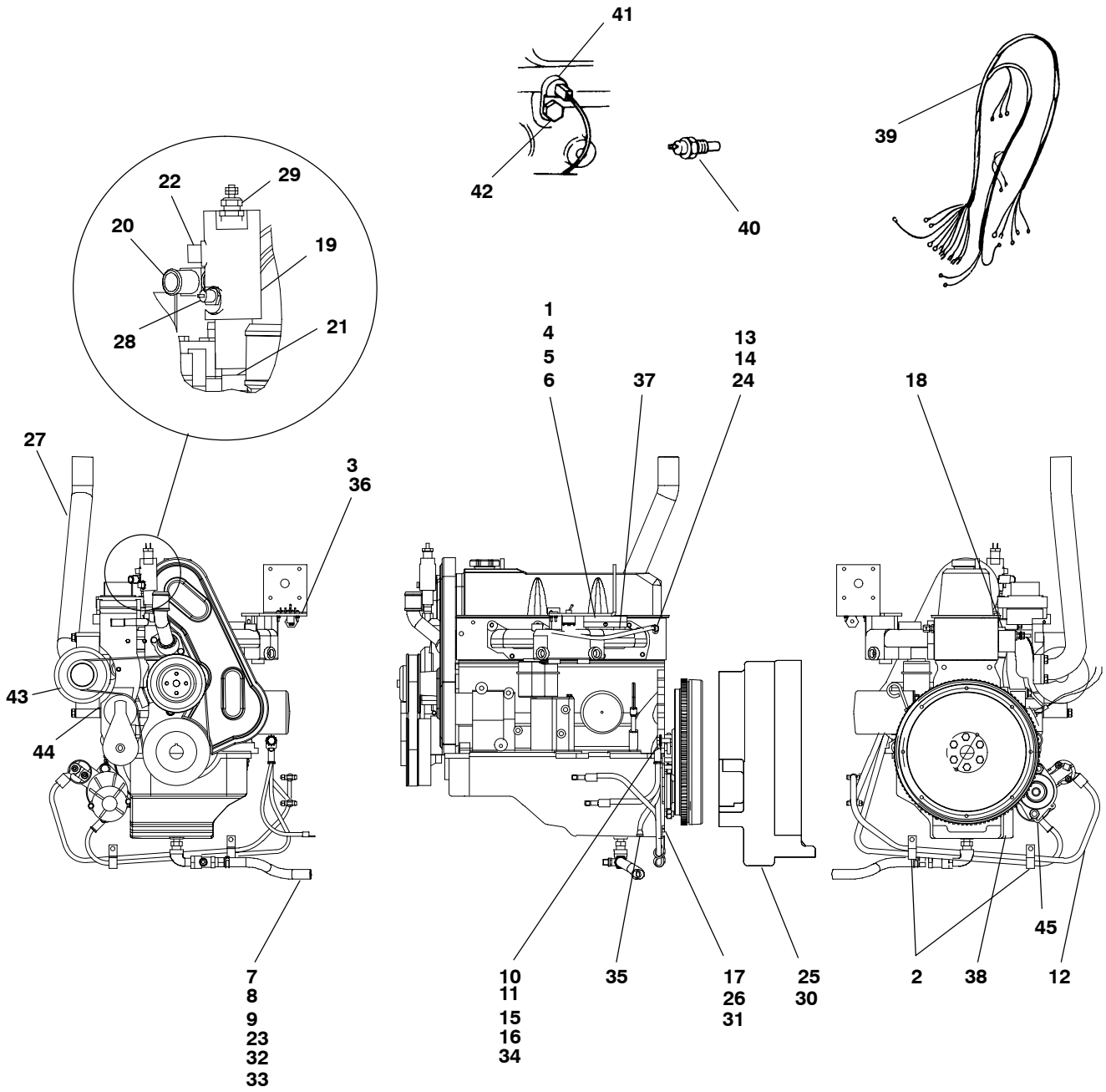
# Miscellaneous Engine Parts (Spec A-F)



## Miscellaneous Engine Parts (Spec A-F)

REF NO.	PART NO.	QTY USED	PART DESCRIPTION	REF NO.	PART NO.	QTY USED	PART DESCRIPTION
1			Harness, Wiring – Engine to Control	19	504-0011	1	Valve, Cock (1/2 NPT)
	338-1455	1	Spec A, B	20	502-0133	1	Elbow, Pipe – Street 90 Deg. (1/2 NPT)
	338-2677	1	Spec C	21	102-1054	1	Adapter, Pipe – Hex (1/2 NPT x M14)
	338-2782	1	Spec D	22	166-0728	1	Harness, Wiring – Ignition
	338-2797	1	Spec E, F	23	821-0010	3	Screw, Self Locking – Hex Washer Head (1/4-20 x 1/2)
2	309-0179	1	Switch, Thermostatic – Pre-Alarm (S5)	24			Lead, Solenoid to Starter
3	800-0261	1	Screw, Cap – Hex Head (M8 x 1-1/4 x 40mm)		336-3124	1	Spec A – E
4	309-0269	1	Switch, Thermostatic – Low Engine Temperature (S4)		226-3462-02	1	Spec F
5	193-0318	1	Sender, Temperature – Engine Coolant (E2)	25	416-0643	1	Cable, Battery – Positive
6	502-0799	1	Bushing, Hex W/Restrictor (3/8 NPT x 3/8 NPT)	26	416-0613	1	Cable, Battery – Negative
7	309-0437	1	Switch, Thermostatic – Shutdown (S1)	27	122-0193	1	Filter, Oil
8	155-1900	1	Pipe, Exhaust – Used through May 1984	28	102-1461	1	Gasket, Oil Drain
9	309-0641-17	1	Switch, Pressure – Oil (Shutdown) (S6)	29	505-0135	1	Nipple, Pipe – Half (3/8 NPT x 1-1/2) – Used through February 1983
10	309-0641-18	1	Switch, Pressure – Oil (Pre-Alarm) (S2)	30	502-0861	1	Adapter, Pipe to Hose – Used Beginning March 1983
11	193-0244	1	Sender, Pressure – Oil (E1)	31	800-2086	4	Screw, Cap – Hex Head (M10 x 25mm) – Used Beginning June 1984
12	505-0763	1	Cross, Pipe (1/8 NPT)	32	155-2076	1	Pipe, Exhaust – Used Beginning June 1984
13	505-0059	1	Tee, Pipe (1/8 NPT)	33	155-2073	1	Gasket – Used Beginning June 1984
14	505-0098	1	Nipple, Pipe – Short (1/8 NPT x 3/4)	34	332-2634	1	Clamp, J – Harness Holddown Starter (12 VDC)
15	505-0007	1	Bushing, Reducer – Hex (1/4 NPT x 1/8 NPT)	35			Spec A – E
16	503-0197	1	Clamp, Hose		191-1370	1	Spec F
17	503-0509	1	Hose, Rubber		191-2115	1	Hose, Breather (Spec C, D, E)
18	505-0106	1	Nipple, Pipe – Half (1/2 NPT x 1-1/2)	36	503-0276	1	Clamp, Hose – Begin Spec F
				37	503-0685	2	

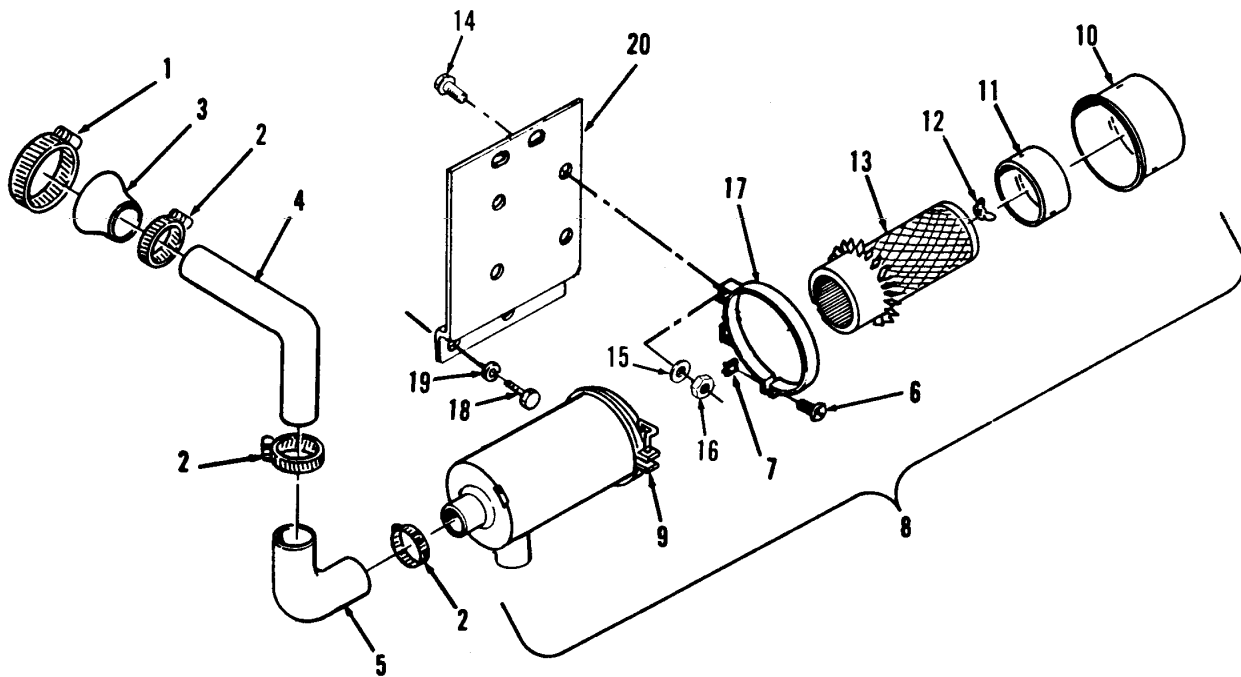
# Miscellaneous Engine Parts (Spec G)



## Miscellaneous Engine Parts (Spec G)

REF NO.	PART NO.	QTY USED	PART DESCRIPTION	REF NO.	PART NO.	QTY USED	PART DESCRIPTION
1	850-2008	3	Washer, Lock (M8)	26	800-2091	1	Screw, Cap – Hex Head (M10 x 50)
2	332-2634	2	Clamp, J	27	155-2984	1	Tube, Exhaust
3	812-0067	2	Screw, Machine – Round Head (6-32 x .88)	28	309-0437	1	Thermostat
4	800-3036	1	Screw, Cap – Hex Head (M8 x 80)	29	193-0318	1	Sender, Water Temperature
5	526-2100	2	Washer, Flat (M8)	30	234-0665	1	Grille, Air Outlet
6	860-2008	2	Nut, Hex Head (M8 x 1.25)	31	803-0032	2	Screw, Set – Socket Head (1/4-20 x 1/4)
7	102-1054-01	1	Adapter, Drain – Oil	32	505-0185	1	Nipple, Half (1/2 x 1-1/2)
8	505-0050	1	Elbow, Street (1/2 x 90°)	33	503-0808	1	Hose
9	504-0011	1	Valve, Shut-Off (1/2 x 1/2)	34	800-2093	1	Screw, Cap – Hex Head (M10 x 6)
10	416-1016	1	Cable, Starter	35	336-0476	1	Strap, Ground
11	416-0530	1	Cable, Battery – Negative	36	870-0183	2	Nut, Hex – W/ET (6-32)
12	416-0618	1	Cable, Battery – Positive	37	505-0054	1	Plug, Pipe (1/4)
13	502-0029	1	Bushing, Pipe (Brass)	38	101-0819	1	Plate, Engine Bracket Cover
14	502-0065	1	Elbow, Male – Inverted (45°)	39	166-0844	1	Harness, Ignition
15	800-2086	5	Screw, Cap – Hex Head (M10 x 25)	40	309-0179	1	Switch, Thermostatic – Pre-Alarm
16	856-0010	2	Washer, Lock – ET (M10)	41	309-0269	1	Switch, Thermostatic – Low Engine Temperature
17	800-2089	2	Screw, Cap – Hex Head (M10 x 40)	42	800-2057	1	Screw, Cap – Hex Head (M8 x 20)
18	526-0174	12	Washer, Flat (3/8")	43	191-2188	1	Alternator
19	154-2987	1	Manifold, Coolant	44	191-2189	1	Belt, Alternator
20	502-0943	1	Connector, Hose	45	191-2115	1	Starter
21	505-0101	1	Nipple, Close (3/8 x 1-1/4)				
22	502-0155	1	Plug, Pipe – Square Head (3/8)				
23	503-0197	1	Clamp, Hose				
24	501-0004	1	Line, Fuel – Flexible				
25	231-0252	1	Adapter, Generator				

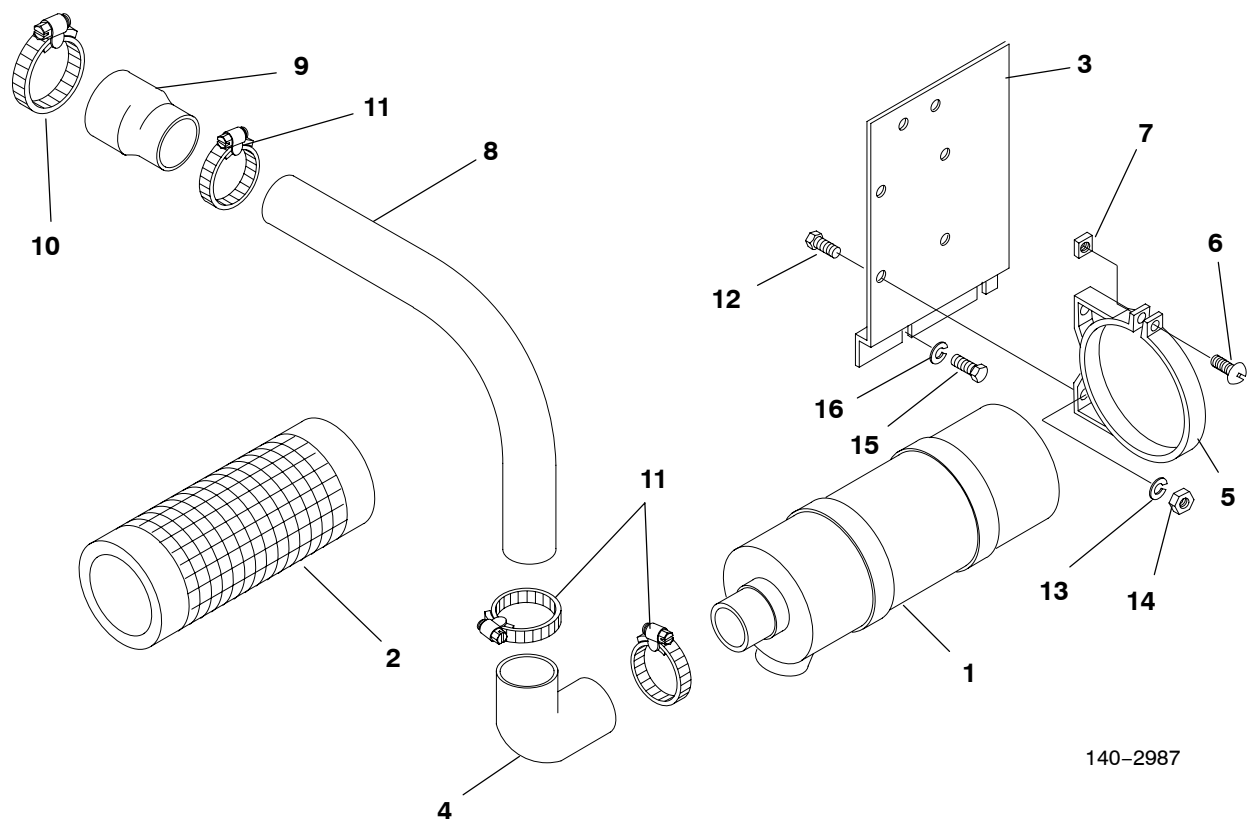
## Air Cleaner Standard (Spec A-F)



REF NO.	PART NO.	QTY USED	PART DESCRIPTION	REF NO.	PART NO.	QTY USED	PART DESCRIPTION
1	503-0465	1	Clamp, Hose	12	140-1436	1	*Nut, Wing
2	503-0365	3	Clamp, Hose	13	140-0765	1	*Element
3	503-1074	1	Reducer, Hose	14	800-0026	4	Screw, Cap - Hex Head (5/16-18 x 3/4)
4	140-1758	1	Tube, Air Spec A-F	15	850-0046	4	Washer, Lock - Spring (5/16)
	140-2985	1	Spec G	16	862-0015	4	Nut, Hex (5/16-18)
5	503-0419	1	Elbow, Hose - Preformed	17	140-0722	2	Band, Mounting
6	812-0153	2	Screw, Machine - Round Head (1/4-20 x 1)	18	800-2085	2	Screw, Cap - Hex Head (M10 x 1-1/2 x 20mm)
7	861-0011	2	Nut, Square (1/4-20)	19	850-2010	2	Washer, Lock - Spring (M10)
8	140-0721	1	Cleaner Assembly, Air (Includes Parts Marked *)	20	140-1756	1	Bracket, Mounting - Air Cleaner
9	140-1437	1	*Clamp				
10	140-1438	1	*Cup				
11	140-1439	1	*Baffle				

\* - Parts Included in 140-0721 Air Cleaner Assembly

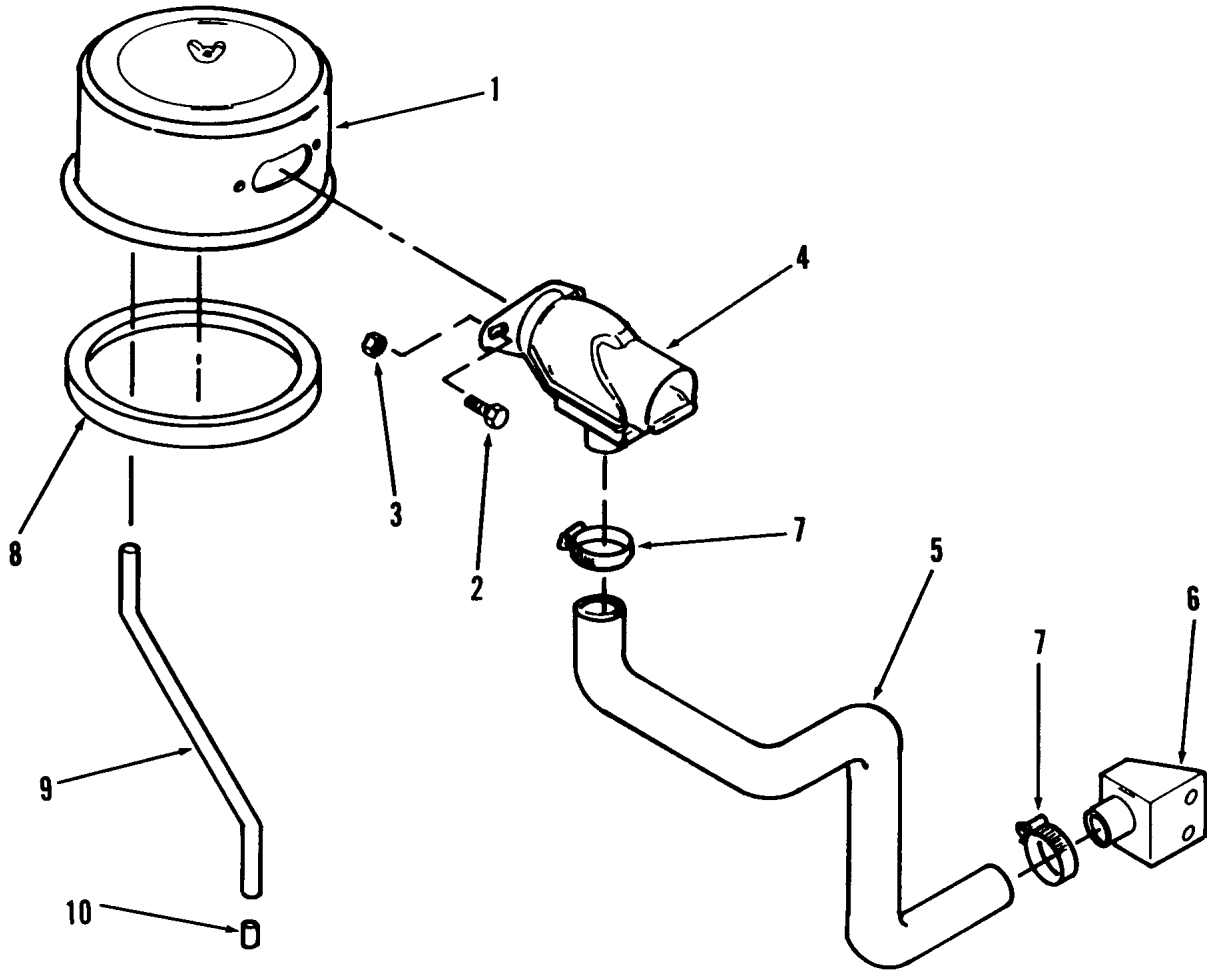
## Air Cleaner (Spec G)



140-2987

REF NO.	PART NO.	QTY USED	PART DESCRIPTION	REF NO.	PART NO.	QTY USED	PART DESCRIPTION
1	140-0721	1	Cleaner, Air (Includes Element)	10	503-0465	1	Clamp, Hose (2-1/4)
2	140-0765	1	Element, Air Cleaner	11	503-0365	3	Clamp, Hose (2)
3	140-1756	1	Base, Mounting - Air Cleaner	12	800-0026	4	Screw, Cap - Hex Head (5/16-18 x 3/4)
4	503-0419	1	Elbow, Rubber	13	850-0046	4	Washer, Lock (5/16)
5	140-0722	2	Band (Includes Screws and Nuts)	14	862-0015	4	Nut, Hex (5/16-18)
6	812-0153	2	Screw, Machine - Round Head (1/4-20 x 1)	15	800-2085	2	Screw, Cap - Hex Head (M10 x 1-1/2 x 20)
7	861-0011	2	Nut, Square (1/4-20)	16	850-2010	2	Washer, Lock (M10)
8	140-2985	1	Tube, Intake - Air				
9	503-1074	1	Hose, Reducer				

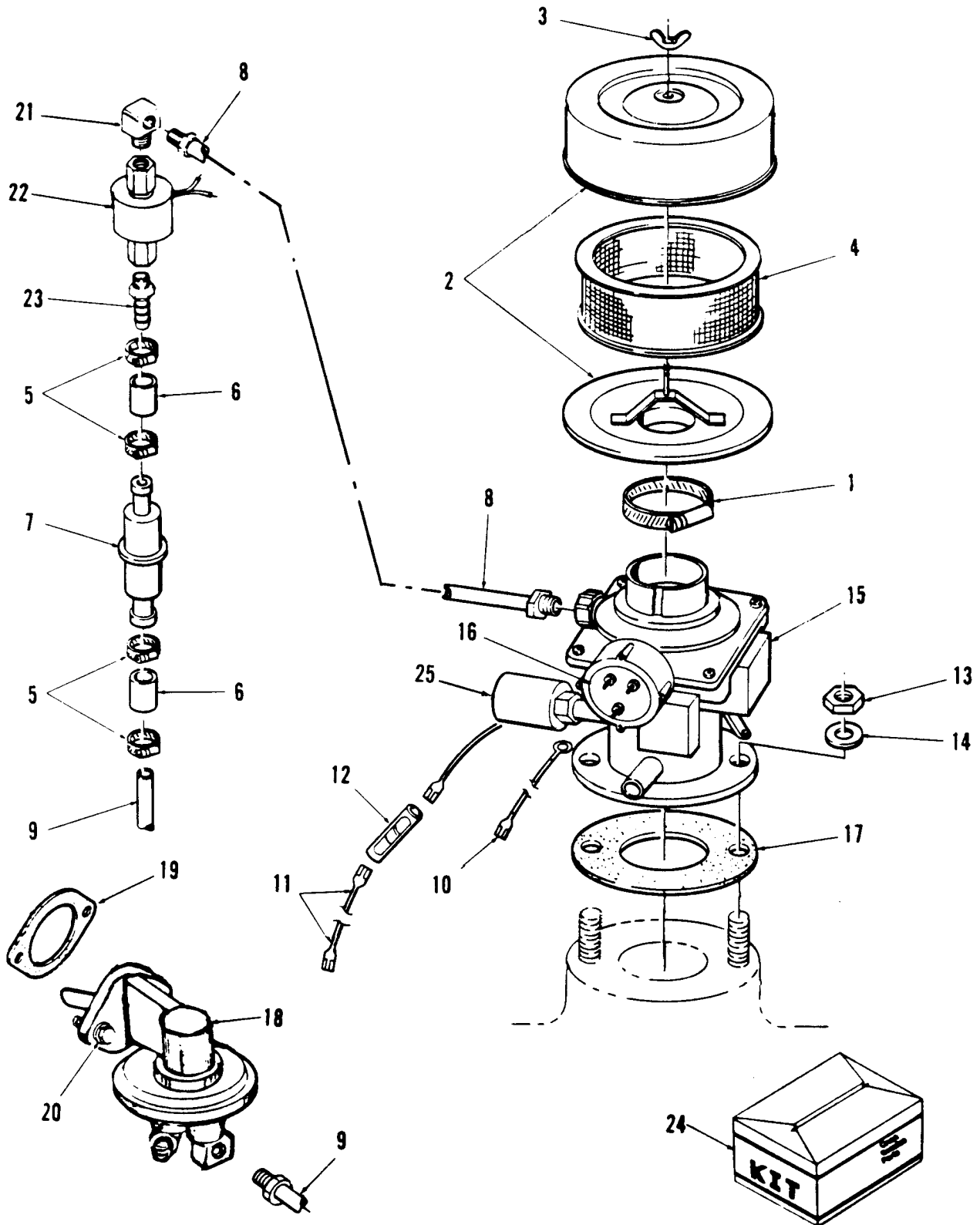
## Preheat Air Cleaner (Begin Spec E)



REF NO.	PART NO.	QTY USED	PART DESCRIPTION	REF NO.	PART NO.	QTY USED	PART DESCRIPTION
1	140-1584	1	Air Cleaner	5	503-1908	1	Hose, Air Cleaner
	140-1089	1	Element	6	133-0219	1	Plenum
2	821-0008	2	Screw, Locking - Hex Head (1/4-20)	7	503-1870-03	2	Clamp, Hose
3	870-0212	2	Nut, Locking - Hex (1/4-20)	8	140-1401	1	Retainer, Carburetor
4	140-2829	1	Inlet, Air Cleaner	9	503-0801	1	Hose
				10	503-0498	1	Hose



Fuel System  
(Gasoline)  
(Spec A-F)



**Fuel System  
(Gasoline)  
(Spec A-F)**

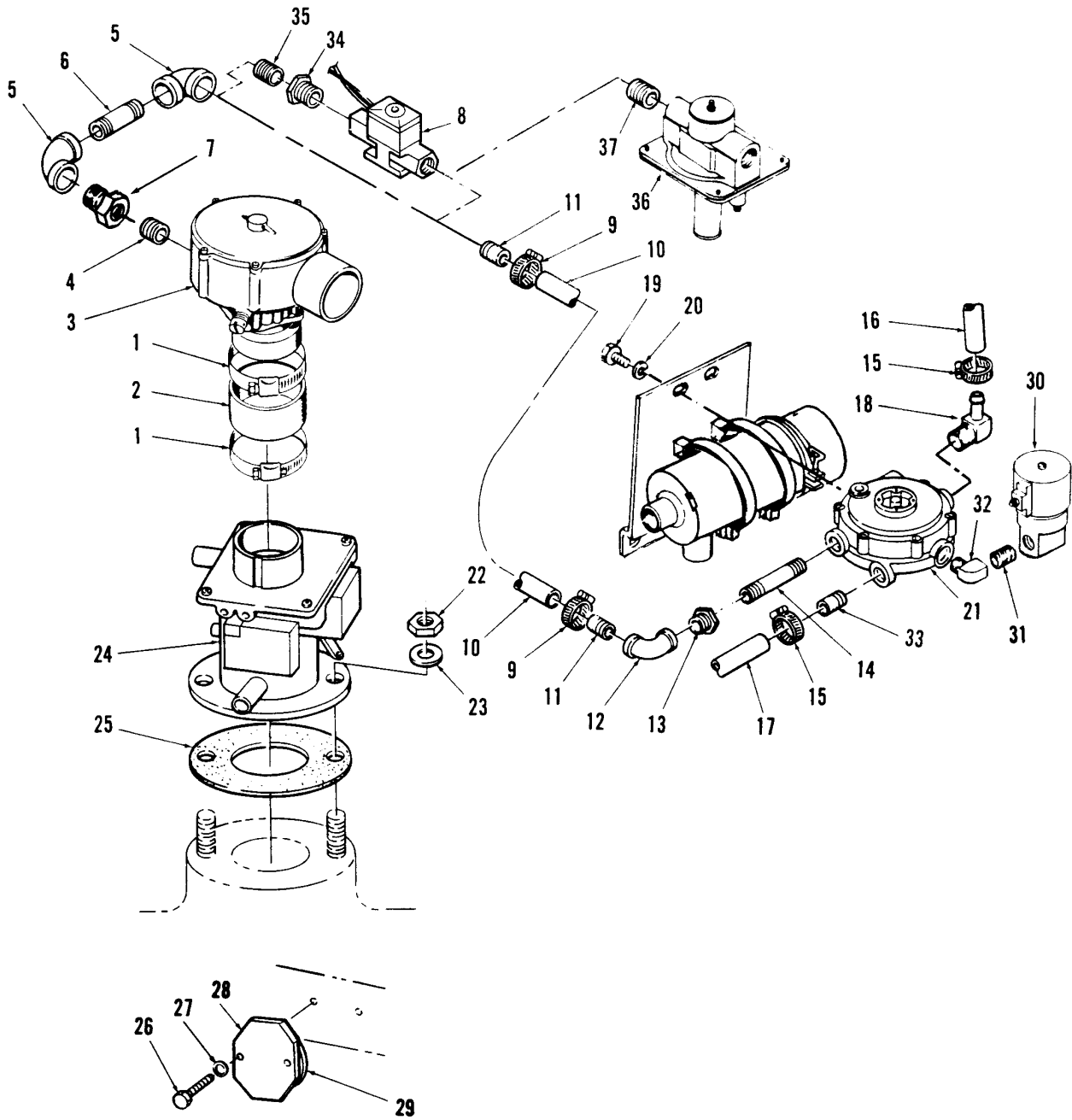
REF NO.	PART NO.	QTY USED	PART DESCRIPTION	REF NO.	PART NO.	QTY USED	PART DESCRIPTION
1	503-0465	1	Clamp, Hose	16	141-0911	1	Cover, Choke with Heater and Spring
2	140-1083	1	Cleaner, Air (Includes Parts Marked *)	17	141-0959	1	Gasket, Mounting - Carburetor
3	865-0020	1	*Nut, Wing (1/4-20)	18	149-1810	1	Pump, Fuel
4	140-1089	1	*Element, Air Cleaner	19		1	Gasket, Fuel Pump (Supplied by Ford)
5	503-0685	4	Clamp, Hose	20	800-2058	2	Screw, Cap - Hex Head (M8 x 1-1/4 x 25MM)
6	503-0883	2	Hose, Rubber	21	502-0004	1	Elbow, Pipe - 90 deg., Brass (1/8 NPT x 1/2-20)
7	149-1774	1	Filter, Fuel	22	307-1279	1	Valve, Solenoid - 12 VDC (1/8 NPT x 1/8 NPT)
8	149-1869	1	Line, Fuel - Solenoid to Carburetor	23	502-0395	1	Adapter, Pipe to Hose
9	149-1776	1	Line, Fuel - Pump to Filter	24	141-0944	1	Kit, Repair - Carburetor
10	336-7062	1	Lead, Electrical - Choke	25	141-0951	1	Solenoid
11	336-8228	1	Lead, Electrical - Solenoid				
12	332-0819	1	Splice, Electrical				
13	860-2008	2	Nut, Hex (M8 x 1-1/4)				
14	526-2100	2	Washer, Flat (M8)				
15	141-0953	1	Carburetor, Gasoline				

\* - Parts included with 140-1083 Air Cleaner.

# Fuel System

## Propane Vapor, Natural Gas, Propane Liquid

(Spec A-F)

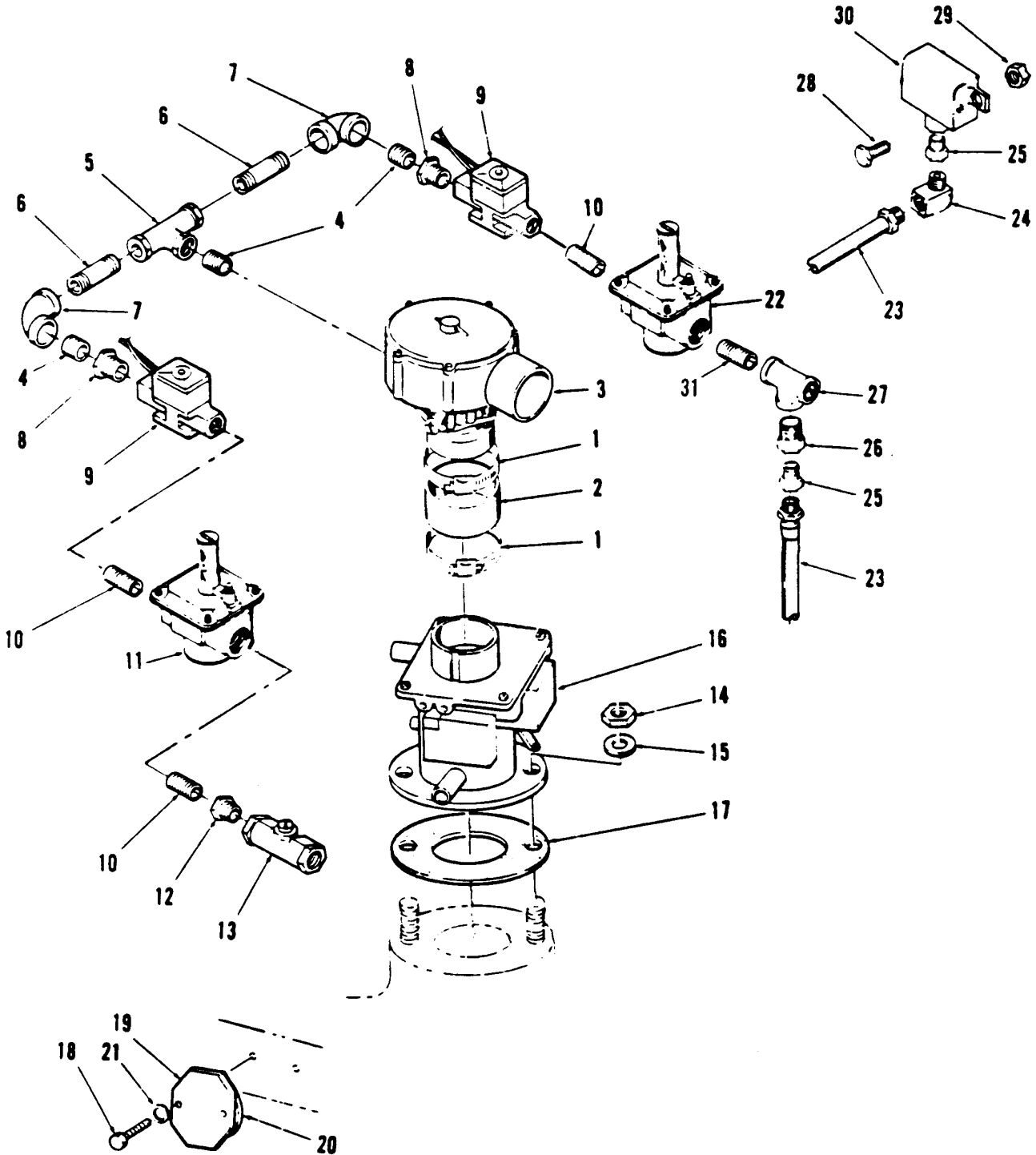


**Fuel System**  
**Propane Vapor, Natural Gas, Propane Liquid**  
**(Spec A-F)**

REF NO.	PART NO.	QTY USED	PART DESCRIPTION	REF NO.	PART NO.	QTY USED	PART DESCRIPTION
1	503-0465	2	*#+Clamp, Hose	21	148-0737	1	+ Regulator, Converter – LPG
2	503-0542	1	*#Hose, Rubber	22	860-2008	2	*#+ Nut, Hex (M8)
3	148-0691	1	*#+Mixer, Vapor – Gas (1/2")	23	526-2100	2	*#+ Washer, Flat (M8)
4			Nipple, Pipe – Close	24	141-0915	1	*#+ Carburetor, Vapor – Gas
	505-0100	1	*# 1-1/8 – LPG Vapor and				(Includes Mounting Gasket)
			Natural Gas Fuel Systems	25	141-0959	1	*#+ Gasket, Mounting – Carburetor
	505-0106	1	+ 1-1/2 – LPG Liquid Fuel	26	800-2058	2	*#+ Screw, Cap – Hex Head
			Systems				(M8 x 25MM)
5			Elbow, Pipe – 90 deg.	27	526-0122	2	*#+ Washer, Flat
	505-0040	2	*# LPG Vapor and Natural Gas				(11/32" ID x 23/32" OD
			Fuel Systems (1/2 NPT)				x 1/8" Thick)
			+ LPG Liquid Fuel Systems	28	149-1832	1	*#+ Plate, Cover – Pump Mounting
	505-0040	2	1/2 NPT – Begin 1981				Hole
			through Spec D	29		1	*#+ Gasket, Mounting – Fuel Pump
	505-0132	2	3/4 NPT – Begin Spec E				(Supplied by Ford)
6			Nipple, Pipe	30	307-0268	1	+> Valve, Solenoid – 12 VDC (1/4")
	505-0078	1	*# LPG Vapor and Natural Gas				(E4)
			Fuel Systems –	31	502-0047	1	+> Nipple, Pipe – Close – Brass
			1/2 NPT x 2 – 1/2				(1/4" x 7/8")
			+ LPG Liquid Fuel Systems	32	502-0054	1	+> Elbow, Pipe – 90 deg. – Brass
	505-0210	1	1/2 NPT x 2 – Begin 1981				(1/4 NPT)
			through Spec D	33	502-0943	2	+ Connector, Hose
	505-0085	1	3/4 NPT x 2 – Begin Spec E	34			Bushing, Reducer – Hex
7	505-0021	1	+Bushing, Reducer – Hex		505-0021	1	*# LPG Vapor and Natural Gas
			(3/4 to 1/2) LPG Liquid Fuel				Fuel Systems
			Systems – Begin Spec E		505-0021	1	+ LPG Liquid Fuel Systems
8	307-0312	1	*#+ Valve, Solenoid 12 Volt (K7) LPG				Begin 1981 through Spec D
			Vapor and Natural Gas Fuel	35			Nipple, Pipe – Close (1/2")
			Systems – LPG Liquid Fuel		505-0100	1	*#1-1/8 NPT LPG Vapor and
			Systems Begin 1981 through				Natural Gas Fuel Systems
			Spec D		505-0106	1	+1-1/2 NPT LPG Liquid Fuel
9	503-0398	2	+Clamp, Hose				Systems – Begin 1981 through
10	503-1076	1	+Hose, Rubber				Spec D
11	505-0324	2	+Nipple, Pipe – Half (3/4 NPT x 2)	36			Regulator, Pressure
12	505-0132	1	+Elbow, Pipe – 90 deg. (3/4 NPT)		148-0597	1	* Natural Gas Fuel Systems
13	505-0021	1	+Bushing, Reducer – Hex		148-0637	1	# LPG Vapor Fuel Systems
			(3/4 NPT x 1/2 NPT)	37			Nipple, Pipe
14			+Nipple, Pipe		505-0002	1	* 1/2 NPT x 3" – Natural Gas
	505-0080	1	1/2 x 5" (Used 1981 and 1982)				Fuel Systems
	505-0078	1	1/2 x 2-1/2 (Begin 1983)		505-0102	1	# 3/4 NPT x 1-3/8" – LPG Vapor
15	503-0183	4	+Clamp, Hose				Fuel Systems
16	503-0146	1	+Hose, Rubber (5/8 ID x 32")				
17	503-0352	1	+Hose, Rubber (5/8 ID x 20")				
18	502-0587	1	+Adapter, Pipe to Hose – 90 deg.				
			– Brass				
19	800-0004	2	+Screw, Cap – Hex Head				
			(1/4-20 x 5/8)				
20	850-0040	2	+Washer, Lock – Spring (1/4)				

\* – Parts used on Natural Gas Fuel Systems.  
# – Parts used on LPG Vapor Fuel Systems.  
+ – Parts used on LPG Liquid Fuel Systems.  
> – Use began in 1983 Production of LPG Liquid Fuel Systems.

**Dual Fuel System  
Propane Vapor & Natural Gas  
With Manual and Automatic Changeover  
(Spec A-F)**

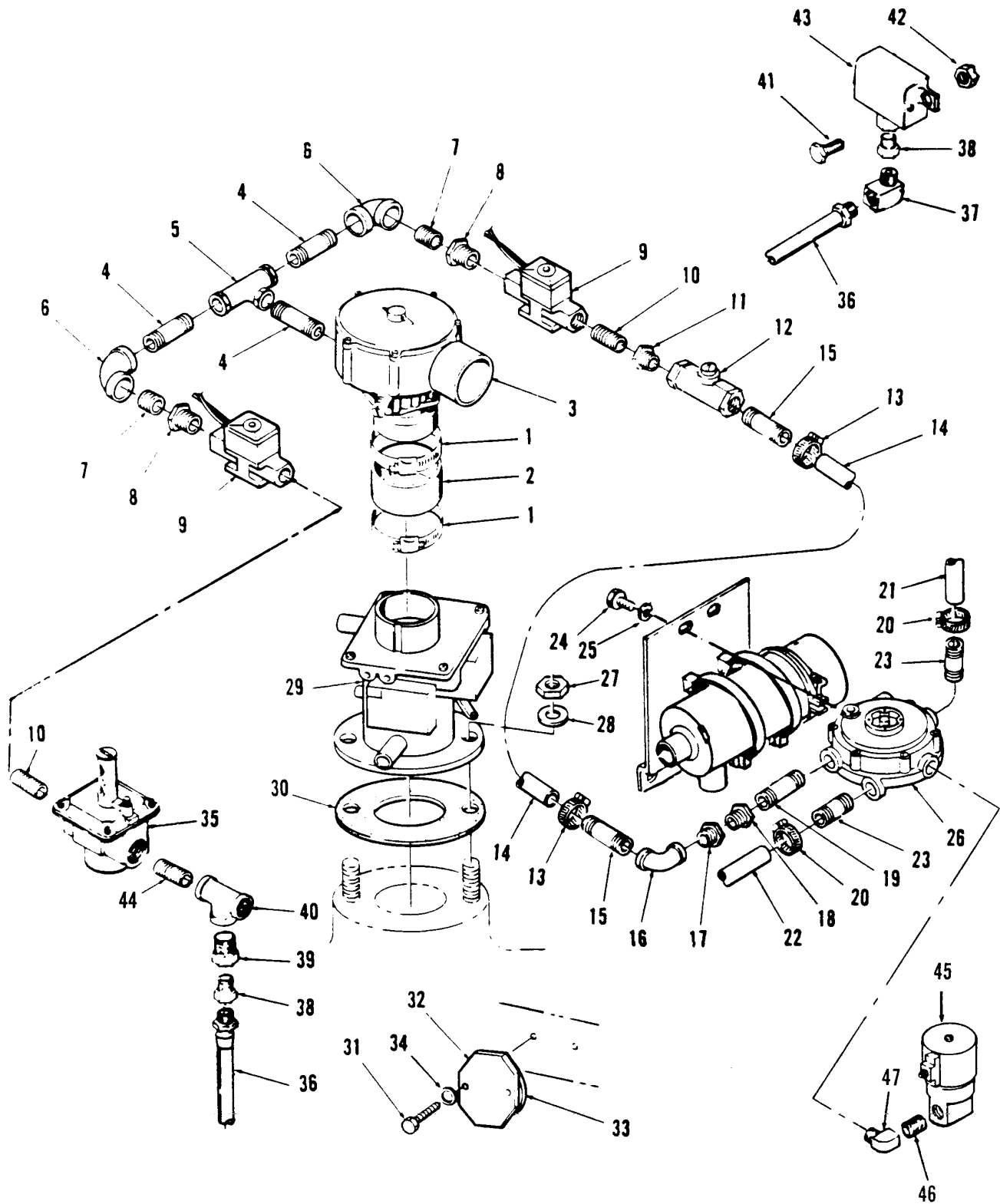


**Dual Fuel System  
Propane Vapor & Natural Gas  
With Manual and Automatic Changeover  
(Spec A-F)**

REF NO.	PART NO.	QTY USED	PART DESCRIPTION	REF NO.	PART NO.	QTY USED	PART DESCRIPTION
1	503-0465	2	Clamp, Hose	19	149-1832	1	Plate, Cover – Pump Mounting Hole
2	503-0542	1	Hose, Rubber	20		1	Gasket, Mounting – Fuel Pump (Supplied by Ford)
3	148-0691	1	Mixer, Vapor – Gas (1/2 NPT)	21	526-0122	2	Washer, Flat (11/32 ID x 23/32 OD x 1/8 THK)
4	505-0106	3	Nipple, Pipe – Close (1/2 NPT x 1-1/2)	22	148-0597	1	Regulator, Pressure – Gas Vapor (3/4 NPT)
5	505-0108	1	Tee, Pipe (1/2 NPT)	23	501-0005	1	*Line, Fuel (1/8 NPT Male x 7/16-20 Male x 18-1/2 Long)
6	505-0210	2	Nipple, Pipe (1/2 NPT x 2)	24	502-0002	1	*Elbow, Pipe – 90 deg. (1/8 NPT Male x 7/16-20 Female)
7	505-0040	2	Elbow, Pipe – 90 deg. (1/2 NPT)	25	505-0007	2	*Bushing, Reducer – Hex (1/4 NPT x 1/8 NPT)
8	505-0021	2	Bushing, Reducer – Hex (3/4 NPT x 1/2 NPT)	26	505-0020	1	*Bushing, Reducer – Hex (3/4 NPT x 1/4 NPT)
9	307-0312	2	Valve, Solenoid – 12 VDC (3/4 NPT) (K6, K7)	27	505-0166	1	*Tee, Pipe (3/4 NPT)
10	505-0102	3	Nipple, Pipe – Close (3/4 NPT x 1-3/8)	28	821-0018	2	*Screw, Self-Locking – Hex Washer Head (1/4-20 x 5/8)
11	148-0637	1	Regulator, Pressure – Gas Vapor (3/4 NPT)	29	870-0212	2	*Nut, Self-Locking – Hex Washer Head (1/4-20)
12	505-0129	1	Bushing, Reducer – Hex (1 NPT x 3/4 NPT)	30	148-0627	1	*Switch, Pressure 12 VDC (S9)
13	148-0626	1	Valve, Control – Manual (3/4 NPT)	31	505-0102	1	*Nipple, Close (3/4 x 1-3/8)
14	860-2008	2	Nut, Hex (M8 x 1-1/4)				
15	526-2100	2	Washer, Flat (M8)				
16	141-0915	1	Carburetor, Vapor – Gas (Includes Mounting Gasket)				
17	141-0959	1	Gasket, Mounting – Carburetor				
18	800-2058	2	Screw, Cap – Hex Head (M8 x 1-1/4 x 25MM)				

\* – These additional parts are used on models with automatic changeover.

**Dual Fuel System  
Propane Liquid & Natural Gas  
With Manual and Automatic Changeover  
(Spec A-F)**



**Dual Fuel System  
Propane Liquid & Natural Gas  
With Manual and Automatic Changeover  
(Spec A-F)**

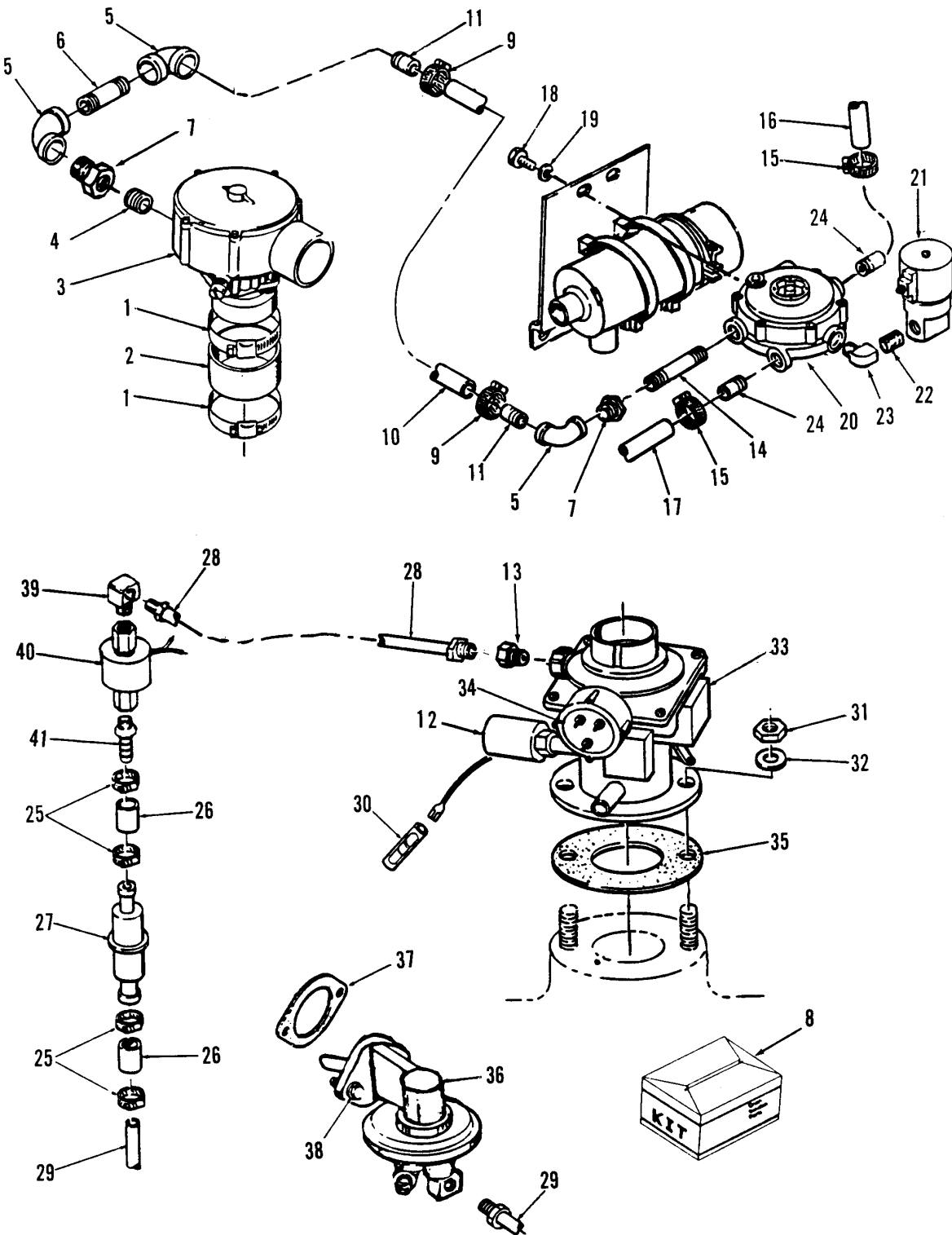
REF NO.	PART NO.	QTY USED	PART DESCRIPTION	REF NO.	PART NO.	QTY USED	PART DESCRIPTION
1	503-0465	2	Clamp, Hose	30	141-0959	1	Gasket, Mounting – Carburetor
2	503-0542	1	Hose, Rubber	31	800-2058	2	Screw, Cap – Hex Head (M8 x 25MM)
3	148-0691	1	Mixer, Vapor – Gas (1/2 NPT)	32	149-1832	1	Plate, Cover – Pump Mounting Hole
4	505-0210	3	Nipple, Pipe (1/2 NPT x 2)	33		1	Gasket, Mounting – Fuel Pump (Supplied by Ford)
5	505-0108	1	Tee, Pipe (1/2 NPT)	34	526-0122	2	Washer, Flat (11/32 ID x 23/32 OD x 1/8 THK)
6	505-0040	2	Elbow, Pipe – 90 deg. (1/2 NPT)	35	148-0597	1	Regulator, Pressure – Gas Vapor (3/4 NPT)
7	505-0106	2	*Nipple, Pipe (1/2 NPT x 1-1/2)	36	501-0005	1	# Line, Fuel (1/8 NPT Male x 7/16-20 Male x 18-1/2)
8	505-0021	2	*Bushing, Reducer – Hex (3/4 NPT x 1/2 NPT)	37	502-0002	1	# Elbow, Pipe – 90 deg. (1/8 NPT Male x 7/16-20 Female)
9	307-0312	2	*Valve, Solenoid 12 VDC (3/4 NPT) (K6, K7)	38	505-0007	2	# Bushing, Reducer – Hex (1/4 NPT x 1/8 NPT)
10	505-0102	2	Nipple, Pipe – Close (3/4 NPT x 1-3/8)	39	505-0020	1	# Bushing, Reducer – Hex (3/4 NPT x 1/4 NPT)
11	505-0129	1	Bushing, Reducer – Hex (1 NPT x 3/4 NPT)	40	505-0166	1	# Tee, Pipe (3/4 NPT)
12	148-0626	1	Valve, Control – Manual (3/4 NPT)	41	821-0018	2	# Screw, Self-Locking – Hex Washer Head (1/4-20 x 5/8)
13			Clamp, Hose	42	870-0212	2	# Nut, Self-Locking – Hex Washer Head (1/4-20 x 5/8)
	503-1059	2	Manual Changeover Systems	43	148-0627	1	# Switch, Pressure – 12 VDC (S9)
	503-0429	2	Automatic Changeover Systems	44	505-0102	1	# Nipple, Pipe – Close (3/4 NPT x 1-3/8)
14	503-1073	1	Hose, Rubber	45	307-0268	1	+ Valve, Solenoid – 12 VDC (1/4 NPT) (E4)
15	505-0330	2	Nipple, Half (1 NPT x 2)	46	502-0047	1	+ Nipple, Pipe – Close – Brass (1/4 NPT x 7/8)
16	505-0041	1	Elbow, Pipe – 90 deg. (1 NPT)	47	502-0054	1	+ Elbow, Pipe – 90 deg. – Brass (1/4 NPT)
17	505-0129	1	Bushing, reducer – Hex (1 NPT x 3/4 NPT)				
18	505-0021	1	Bushing, Reducer – Hex (3/4 NPT x 1/2 NPT)				
19	505-0169	1	Nipple, Pipe (1/2 NPT x 4)				
20	503-0183	4	Clamp, Hose				
21	503-0146	1	Hose, Rubber				
22	503-0352	1	Hose, Rubber				
23	505-0135	2	Nipple, Pipe – Half (3/8 NPT x 1-1/2)				
24	800-0004	2	Screw, Cap – Hex Head (1/4-20 x 5/8)				
25	850-0040	2	Washer, Lock – Spring (1/4)				
26	148-0737	1	Regulator/Converter – LPG				
27	860-2008	2	Nut, Hex (M8)				
28	526-2100	2	Washer, Flat (M8)				
29			Carburetor, Vapor – Gas				
	141-0915	1	Manual Changeover Systems Includes Mounting Gasket)				
	141-0954	1	Automatic Changeover Systems				

\* – In 1981 and 1982 production a quantity of 2 was used and beginning in 1983 production a quantity of 1 is used for manual changeover systems.

# – Parts used with automatic changeover systems.

+ – Use began in 1983 production with manual changeover systems.

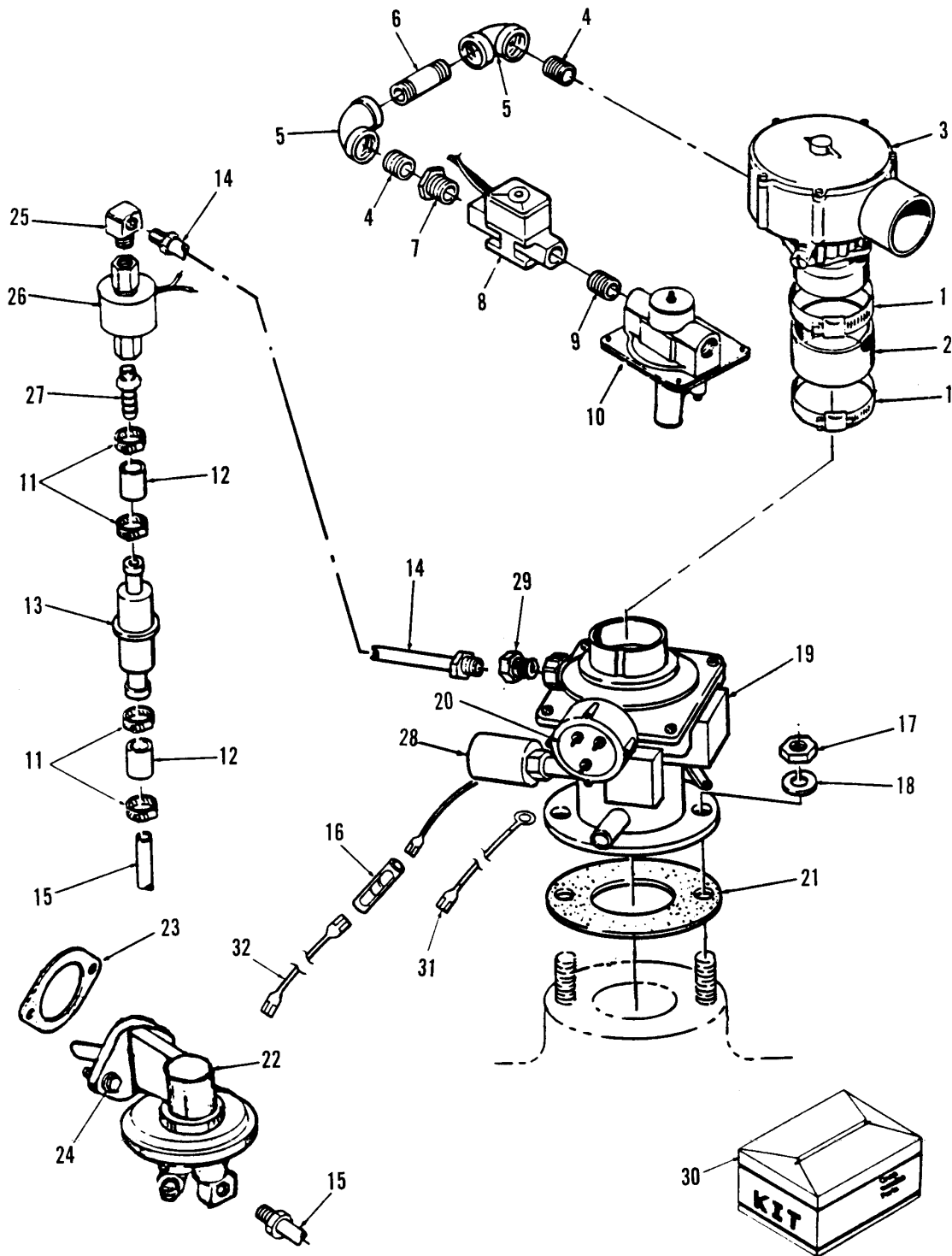
# Dual Fuel System Gasoline & Propane Liquid With Manual Changeover (Spec A-F)



**Dual Fuel System  
Gasoline & Propane Liquid  
With Manual Changeover  
(Spec A-F)**

REF NO.	PART NO.	QTY USED	PART DESCRIPTION	REF NO.	PART NO.	QTY USED	PART DESCRIPTION
1	503-0465	2	Clamp, Hose	23	502-0054	1	Elbow, Pipe - 90 deg. - Brass (1/4 NPT)
2	503-0542	1	Hose, Rubber	24	502-0943	2	Connector, Hose
3	148-0691	1	Mixer, Vapor - Gas	25	503-0685	4	Clamp, Hose
4	505-0106	2	Nipple, Pipe - Close (1/2 NPT x 1-1/2)	26	503-0883	2	Hose, Rubber
5	505-0132	3	Elbow, Pipe - 90 deg. (3/4 NPT)	27	503-1774	1	Filter, Fuel
6	505-0085	1	Nipple, Pipe (3/4 NPT x 2)	28	149-1869	1	Line, Fuel - Solenoid to Carburetor
7	505-0021	2	Bushing, Reducer - Hex (3/4 NPT x 1/2 NPT)	29	149-1776	1	Line, Fuel - Pump to Filter
8	141-0944	1	Kit, Repair - Carburetor	30	332-0819	1	Splice, Electrical
9	503-0398	2	Clamp, Hose	31	860-2008	2	Nut, Hex (M8 x 1-1/4)
10	503-1909-02	1	Hose, Rubber (3/4 ID x 14)	32	526-2100	2	Washer, Flat (M8)
11	502-1031	2	Connector, Hose	33	141-0953	1	Carburetor, Gasoline
12	141-0951	1	Solenoid	34	141-0911	1	Cover, Choke - W/Heater & Spring
13	502-0018	1	Connector, Male	35	141-0959	1	Gasket, Mounting - Carburetor
14	505-0078	1	Nipple, Pipe (1/2 NPT x 2-1/2)	36	149-1810	1	Pump, Fuel
15	503-0183	4	Clamp, Hose	37		1	Gasket, Mounting - Fuel Pump (Supplied by Ford)
16	503-0146	1	Hose, Rubber (5/8 x 32)	38	800-2058	2	Screw, Cap - Hex Head (M8 x 1-1/4 x 25MM)
17	503-0352	1	Hose, Rubber (5/8 x 20)	39	502-0004	1	Elbow, Pipe - 90 deg. - Brass (1/8 NPT x 1/2-20)
18	800-0004	2	Screw, Cap - Hex Head (1/4-20 x 5/8)	40	307-1279	1	Valve, Solenoid - 12 VDC (1/8 NPT x 1/8 NPT) (E9)
19	850-0040	2	Washer, Lock - Spring (1/4)	41	502-0395	1	Adapter, Pipe to Hose
20	148-0737	1	Regulator/Converter - LPG				
21	307-0268	1	Valve, Solenoid - 12 VDC (1/4 NPT) (E4)				
22	502-0047	1	Nipple, Pipe - Close - Brass (1/4 NPT x 7/8)				

**Dual Fuel System  
Gasoline & Propane Vapor  
Gasoline & Natural Gas  
With Manual Changeover  
(Spec A-F)**



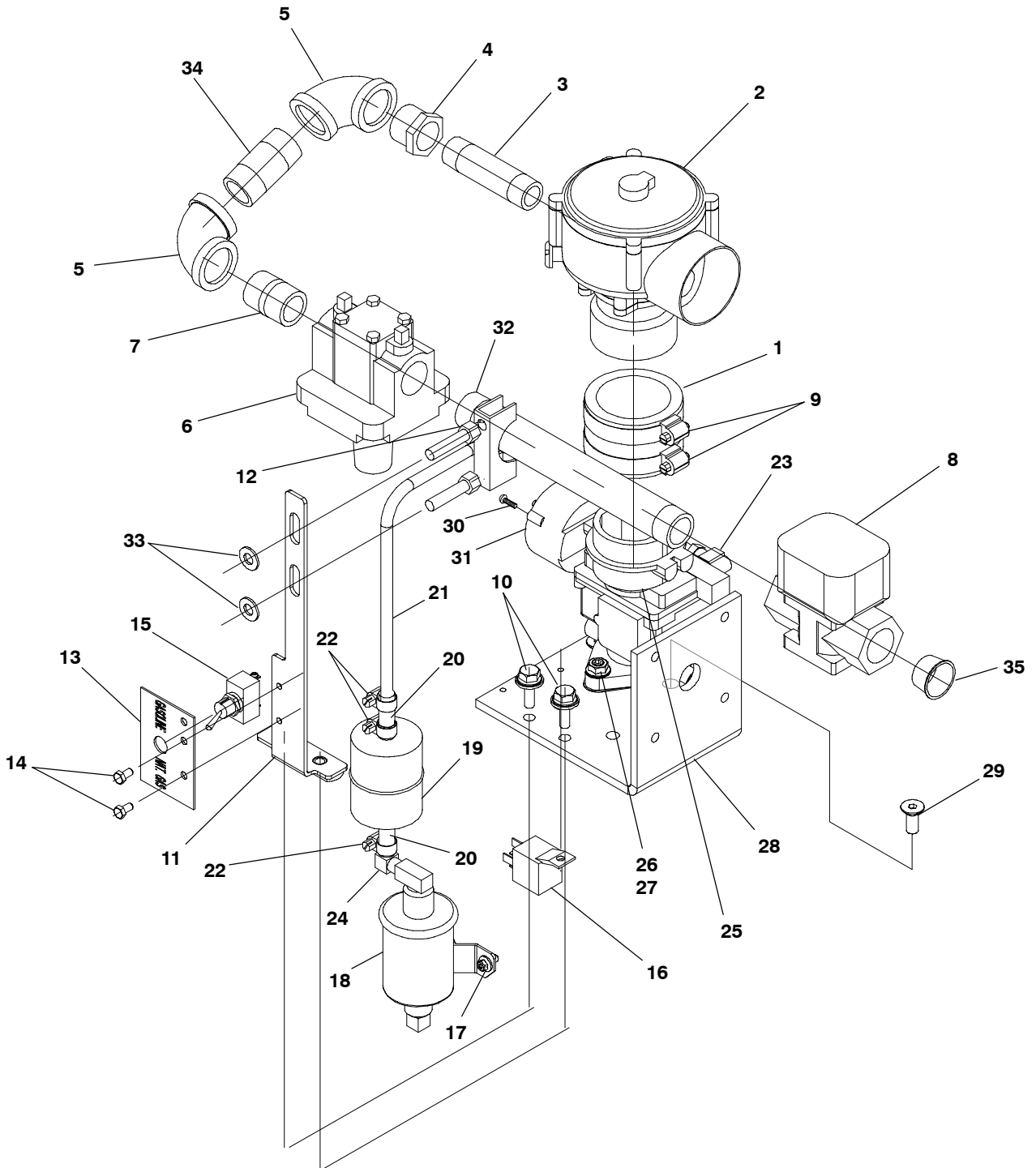
**Dual Fuel System  
Gasoline & Propane Vapor  
Gasoline & Natural Gas  
With Manual Changeover  
(Spec A-F)**

REF NO.	PART NO.	QTY USED	PART DESCRIPTION	REF NO.	PART NO.	QTY USED	PART DESCRIPTION
1	503-0465	2	Clamp, Hose	20	141-0911	1	Cover, Choke W/Heater & Spring
2	503-0542	1	Hose, Rubber	21	141-0959	1	Gasket, Mounting – Carburetor
3	148-0691	1	Mixer, Vapor – Gas (1/2 NPT)	22	149-1810	1	Pump, Fuel
4	505-0100	2	Nipple, Pipe – Close (1/2 NPT x 1-1/8)	23		1	Gasket, Mounting – Fuel Pump (Supplied by Ford)
5	505-0040	2	Elbow, Pipe – 90 deg. (1/2 NPT)	24	800-2058	2	Screw, Cap – Hex Head (M8 x 1-1/4 x 25MM)
6	505-0078	1	Nipple, Pipe (1/2 NPT x 2-1/2)	25	502-0004	1	Elbow, Pipe – 90 deg. – Brass (1/8 NPT x 1/2-20)
7	505-0021	1	Bushing, Reducer – Hex (3/4 NPT x 1/2 NPT)	26	307-1279	1	Valve, Solenoid – 12 VDC (1/8 NPT x 1/8 NPT) (E9)
8	307-0312	1	Valve, Solenoid – 12 VDC (3/4 NPT) (K7)	27	502-0395	1	Adapter, Pipe to Hose
9	505-0102	1	*Nipple, Pipe – Close (3/4 NPT x 1-3/8)	28	141-0951	1	Solenoid
10	148-0637	1	*Regulator, Pressure – Gas Vapor (3/4 NPT)	29	502-0018	1	*Connector, Male
11	503-0685	4	Clamp, Hose	30	141-0944	1	#Kit, Repair – Carburetor (Used with 141-0953 Carburetor)
12	503-0883	2	Hose, Rubber	31	336-7062	1	#Lead, Electrical – Choke
13	149-1774	1	Filter, Fuel	32	336-8228	1	#Lead, Electrical – Solenoid
14	149-1869	1	Line, Fuel – Solenoid to Carburetor				
15	149-1776	1	Line, Fuel – Pump to Filter				
16	332-0819	1	Splice, Electrical				
17	860-2008	2	Nut, Hex (M8 x 1-1/2)				
18	526-2100	2	Washer, Flat (M8)				
19			Carburetor, Gasoline				
	141-0953	1	Gasoline & Natural Gas Dual Fuel Systems (Includes Mounting Gasket)				
	141-0915	1	Gasoline & LPG Vapor Dual Fuel Systems				

\* – Used on Gasoline and LPG Vapor Dual Fuel Systems.

# – Used on Gasoline and Natural Gas Dual Fuel Systems.

# Fuel System Natural Gas/Gasoline With Manual Changeover (Spec G)

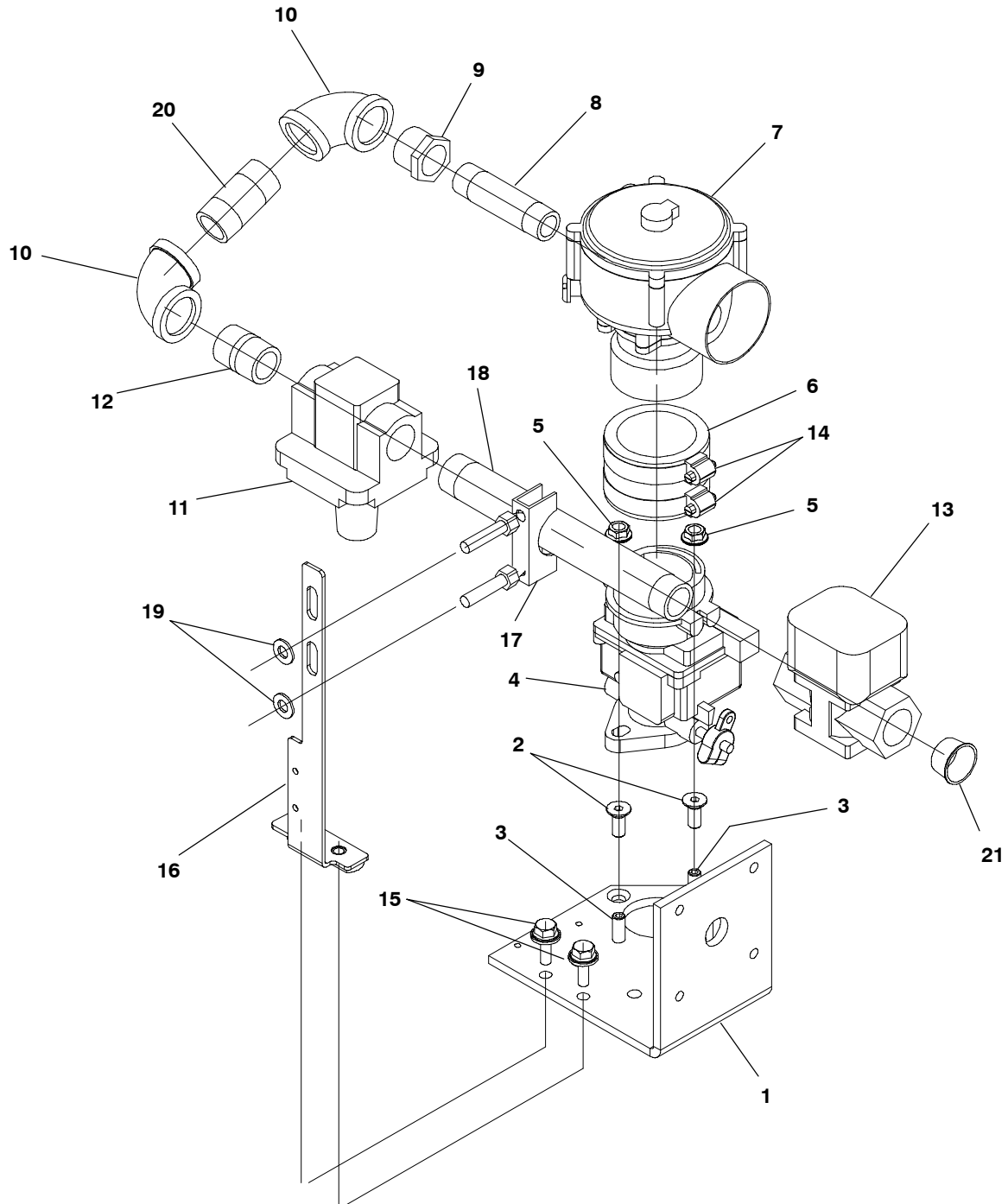


179-0728-01

**Fuel System**  
**Natural Gas/Gasoline With Manual Changeover**  
**(Spec G)**

REF NO.	PART NO.	QTY USED	PART DESCRIPTION	REF NO.	PART NO.	QTY USED	PART DESCRIPTION
1	503-0542	1	Hose, Adapter	25	179-0585	1	Choke and Carburetor Assembly (Includes Parts Indented Below)
2	148-0691	1	Carburetor, Natural Gas				
3	505-0002	1	Nipple, Pipe (1/2" x 3")				
4	505-0021	1	Bushing, Reducer (3/4")		141-0953	1	Carburetor
5	505-0132	2	Elbow, Pipe - 90° (3/4")		815-0103	1	Screw, Fillister Head (#10-24 x 1/2)
6	148-0597	1	Regulator, Natural Gas				
7	505-0102	1	Nipple, Close (3/4" x 1-1/4")		141-0908	1	Shaft, Choke
8	307-0312	1	Valve, Solenoid		145-0544	1	Housing, Thermo
9	503-0465	2	Clamp, Hose		141-0916	1	Plate, Choke
10	821-6003-02	2	Screw, Hex Head (M8 x 20mm)		141-0906	2	Screw and Lock Washer (5-40)
11	149-2492-02	1	Brackrt, Support				
12	155-1256	1	Clamp, Muffler		141-0909	1	Cork, Insulator
13	308-0150	1	Plate, Mounting - Switch		141-0905	1	Plate, Heatsink
14	815-0652	2	Screw, Hex Washer Head - Thread Forming (#10-32 x 1/2)		141-0910	1	Cork, Insulator
				26	803-2001-08	2	Screw, Socket Set (M8 x 25mm)
15	308-0005	1	Switch, Toggle (Single Pole - Double Throw)	27	870-2055	2	Nut, Locking - Hex Flange Head (M8 x 1.25)
16	307-2817-01	1	Relay	28	150-2622-02	1	Bracket, Governor
17	815-0389	2	Screw, Hex Washer Head (M5 x 10)	29	803-2011-03	2	Screw, Socket - Countersunk (M8 x 20mm)
18	149-2331	1	Pump, Fuel	30	813-0096	3	Screw, Machine - Round Head (#10-32 x 1/4)
19	149-1774	1	Filter, Fuel				
20	503-0883	2	Hose, Fuel	31	141-0911	1	Cover, Choke
21	149-2507	1	Line, Upper - Fuel	32	505-0438	1	Nipple, Pipe (3/4" x 8")
22	503-0685	4	Clamp, Hose	33	526-2100	2	Washer, Flat
23	502-0004	1	Fitting, Inverted - Flare	34	505-0085	1	Nipple, Pipe (3/4" x 2")
24	502-0313	1	Elbow, Barbed	35	517-0094	1	Plug, Poly

# Fuel System Natural Gas (Spec G)

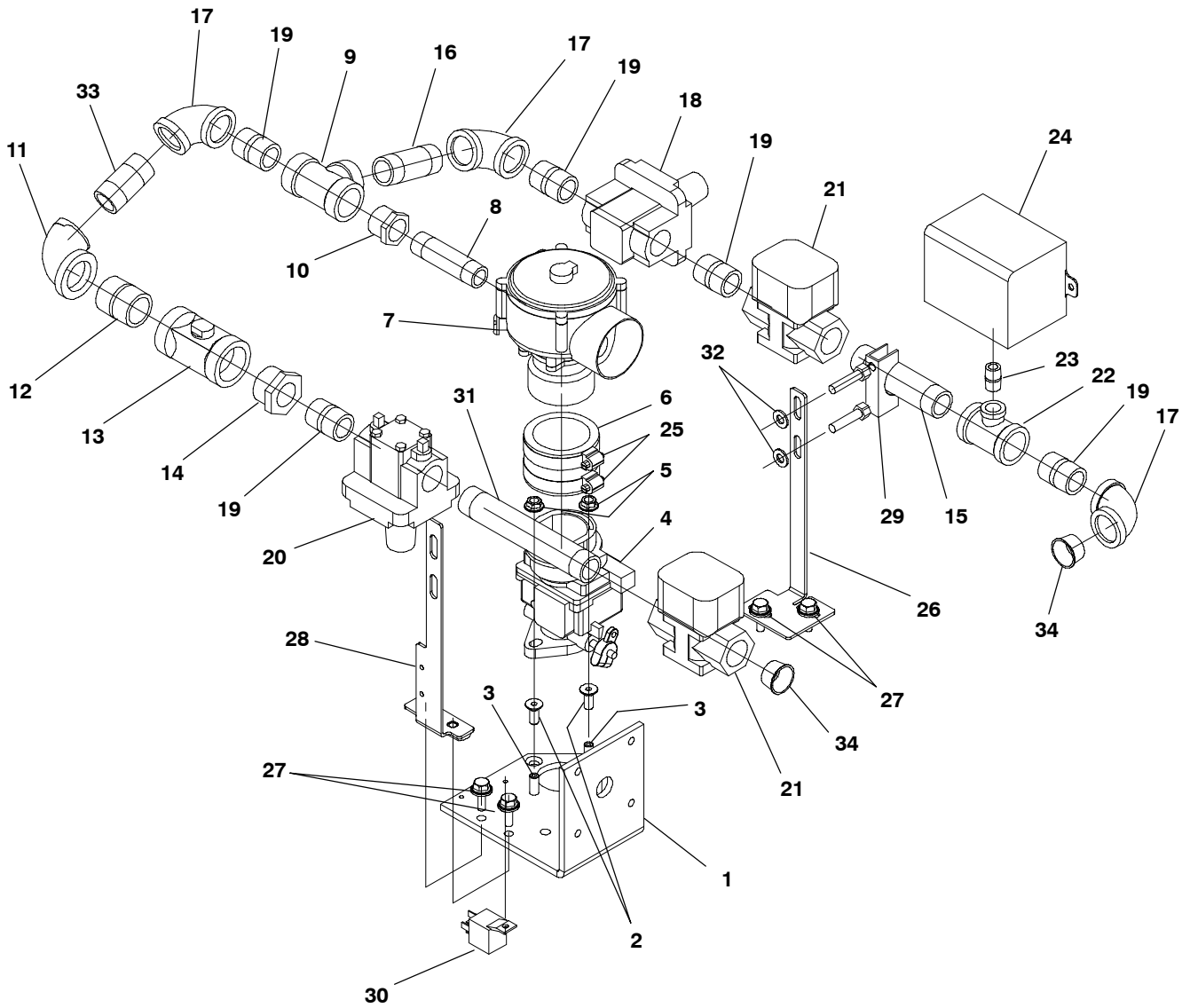


179-0728-02

**Fuel System  
Natural Gas  
(Spec G)**

REF NO.	PART NO.	QTY USED	PART DESCRIPTION	REF NO.	PART NO.	QTY USED	PART DESCRIPTION
1	150-2622-02	1	Bracket, Governor	10	505-0132	2	Elbow, Pipe – 90°(3/4")
2	803-2011-03	2	Screw, Socket – Countersunk (M8 x 20mm)	11	148-0597	1	Regulator, Natural Gas
3	803-2001-08	2	Screw, Socket – Set (M8 x 25mm)	12	505-0102	1	Nipple, Close (3/4" x 1-1/4")
4	141-0954	1	Carburetor	13	307-0312	1	Valve, Solenoid
5	870-2055	2	Nut, Locking – Hex Flange Head (M8 x 1.25mm)	14	503-0465	2	Clamp, Hose
6	503-0542	1	Hose, Adapter	15	821-6003-02	2	Screw, Hex Head (M8 x 20mm)
7	148-0691	1	Carburetor, Natural Gas	16	149-2492-02	1	Brackrt, Support
8	505-0002	1	Nipple, Pipe (1/2" x 3")	17	155-1256	1	Clamp, Muffler
9	505-0021	1	Bushing, Reducer (3/4")	18	505-0438	1	Nipple, Pipe (3/4" x 8")
				19	526-2100	2	Washer, Flat
				20	505-0085	1	Nipple, Pipe (3/4" x 2")
				21	517-0094	1	Plug, Poly

# Fuel System Natural Gas/Propane Vapor With Automatic Changeover (Spec G)

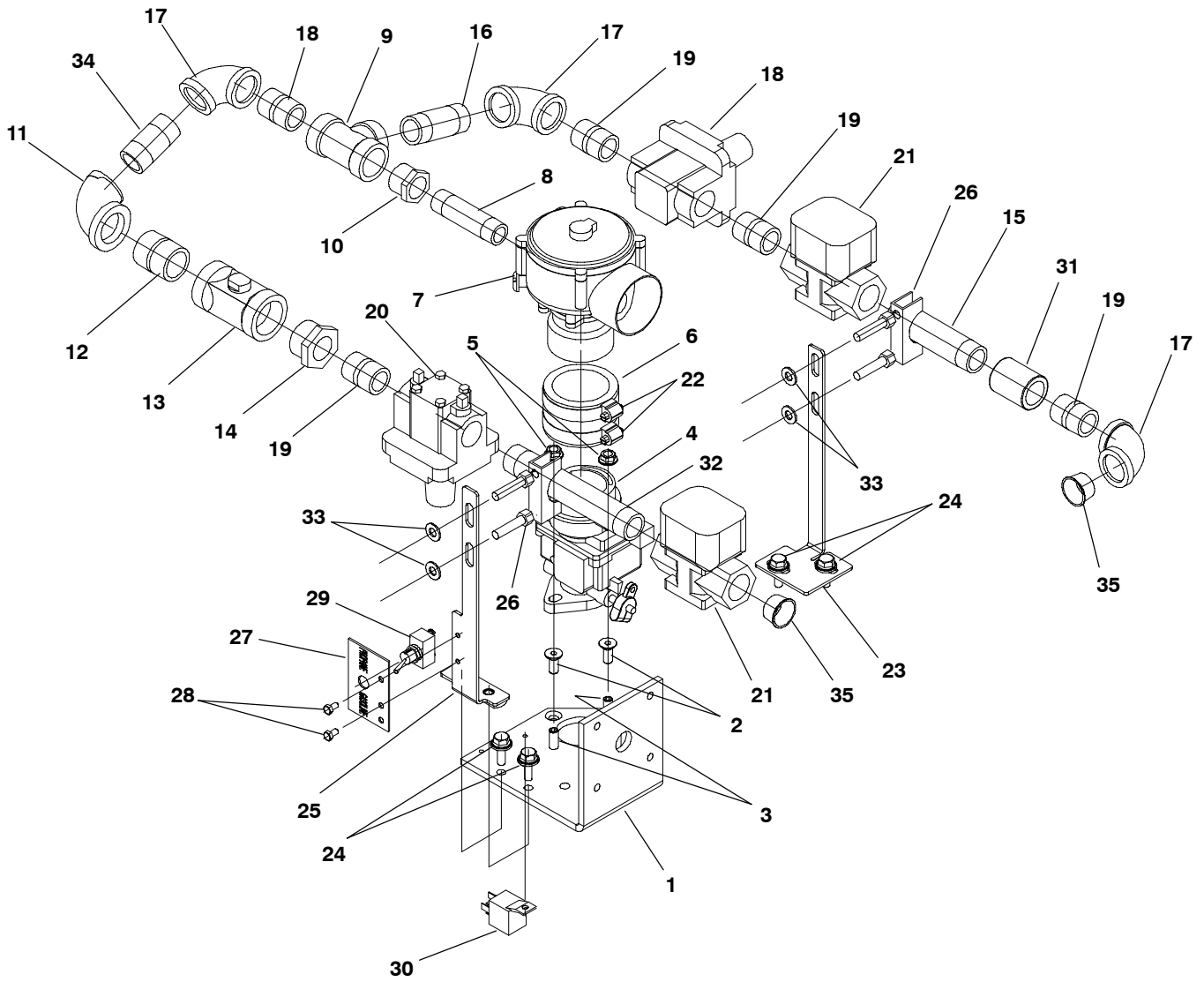


179-0728-03

**Fuel System**  
**Natural Gas/Propane Vapor With Automatic Changeover**  
**(Spec G)**

REF NO.	PART NO.	QTY USED	PART DESCRIPTION	REF NO.	PART NO.	QTY USED	PART DESCRIPTION
1	150-2622-02	1	Bracket, Governor	17	505-0132	3	Elbow, Pipe – 90°(3/4")
2	803-2011-03	2	Screw, Socket – Countersunk (M8 x 20mm)	18	148-0597	1	Regulator, Natural Gas
3	803-2001-08	2	Screw, Socket – Set (M8 x 25mm)	19	505-0102	5	Nipple, Close (3/4" x 1-1/4")
4	141-0954	1	Carburetor	20	148-0637	1	Regulator, Propane Vapor
5	870-2055	2	Nut, Locking – Hex Flange Head (M8 x 1.25mm)	21	307-0312	2	Valve, Solenoid
6	503-0542	1	Hose, Adapter	22	505-1496	1	Tee, Reducing
7	148-0691	1	Carburetor, Natural Gas	23	505-0099	1	Nipple, Pipe (1/4" x 7/8")
8	505-0002	1	Nipple, Pipe (1/2" x 3")	24	148-0998	1	Switch, Pressure
9	505-0166	1	Tee, Pipe (3/4")	25	503-0465	2	Clamp, Hose
10	505-0021	1	Bushing, Reducer (3/4")	26	149-2491-02	1	Bracket, Support
11	505-0356	1	Elbow, Pipe – 90° (3/4" x 1")	27	821-6003-02	4	Screw, Hex Head (M8 x 20mm)
12	505-0004	1	Nipple, Pipe (1" x 1-1/2")	28	149-2492-02	1	Bracket, Support
13	148-0626	1	Valve, Load Adjusting	29	155-1256	2	Clamp, Muffler
14	505-0129	1	Bushing, Reducer (1" x 3/4")	30	307-2817-01	1	Relay
15	505-0337	1	Nipple, Pipe (3/4" x 4")	31	505-0754	1	Nipple, Pipe (3/4" x 6")
16	505-0084	1	Nipple, Pipe (3/4" x 2-1/2")	32	526-2100	4	Washer, Flat
				33	505-0085	1	Nipple, Pipe (3/4" x 2")
				34	517-0094	2	Plug, Poly

# Fuel System Natural Gas/Propane Vapor With Manual Changeover (Spec G)

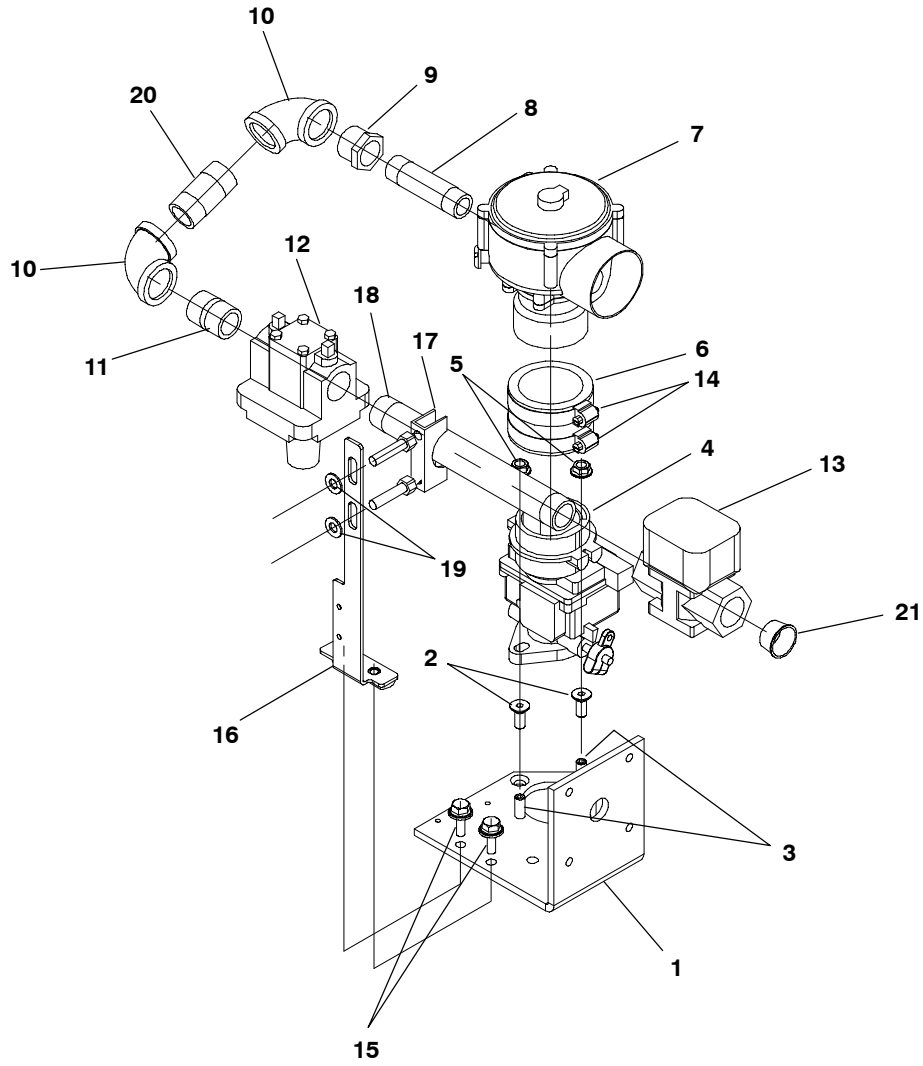


179-0728-04

**Fuel System**  
**Natural Gas/Propane Vapor With Manual Changeover**  
**(Spec G)**

REF NO.	PART NO.	QTY USED	PART DESCRIPTION	REF NO.	PART NO.	QTY USED	PART DESCRIPTION
1	150-2622-02	1	Bracket, Governor	19	505-0102	5	Nipple, Close (3/4" x 1-1/4")
2	803-2011-03	2	Screw, Socket - Countersunk (M8 x 20mm)	20	148-0637	1	Regulator, Propane Vapor
3	803-2001-08	2	Screw, Socket - Set (M8 x 25mm)	21	307-0312	2	Valve, Solenoid
4	141-0954	1	Carburetor	22	503-0465	2	Clamp, Hose
5	870-2055	2	Nut, Locking - Hex Flange Head (M8 x 1.25mm)	23	149-2491-02	1	Bracket, Support
6	503-0542	1	Hose, Adapter	24	821-6003-02	4	Screw, Hex Head (M8 x 20mm)
7	148-0691	1	Carburetor, Natural Gas	25	149-2492-02	1	Brackrt, Support
8	505-0002	1	Nipple, Pipe (1/2" x 3")	26	155-1256	2	Clamp, Muffler
9	505-0166	1	Tee, Pipe (3/4")	27	308-0150	1	Switch, Mounting Plate
10	505-0021	1	Bushing, Reducer (3/4")	28	815-0652	2	Screw, Hex Washer Head - Thread Forming (#10-32 x 1/2)
11	505-0356	1	Elbow, Pipe - 90° (3/4" x 1")	29	308-0005	1	Switch, Toggle (Single Pole - Double Throw)
12	505-0004	1	Nipple, Pipe (1" x 1-1/2")	30	307-2817-01	1	Relay
13	148-0626	1	Valve, Load Adjusting	31	505-0029	1	Coupling, Pipe (3/4")
14	505-0129	1	Bushing, Reducer (1" x 3/4")	32	505-0754	1	Nipple, Pipe (3/4" x 6")
15	505-0337	1	Nipple, Pipe (3/4" x 4")	33	526-2100	4	Washer, Flat
16	505-0084	1	Nipple, Pipe (3/4" x 2-1/2")	34	505-0085	1	Nipple, Pipe (3/4" x 2")
17	505-0132	3	Elbow, Pipe - 90° (3/4")	35	517-0094	2	Plug, Poly
18	148-0597	1	Regulator, Natural Gas				

# Fuel System Propane Vapor (Spec G)

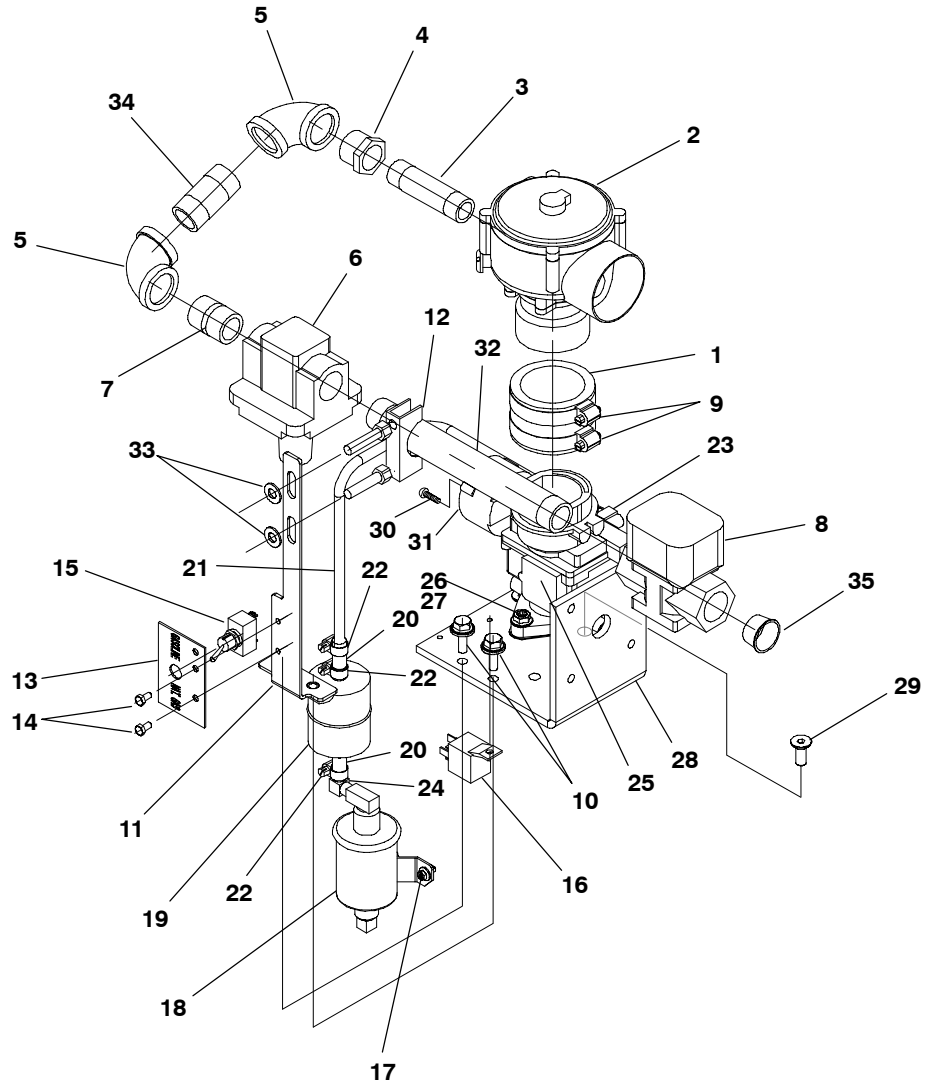


179-0728-05

**Fuel System  
Propane Vapor  
(Spec G)**

REF NO.	PART NO.	QTY USED	PART DESCRIPTION	REF NO.	PART NO.	QTY USED	PART DESCRIPTION
1	150-2622-02	1	Bracket, Governor	10	505-0132	2	Elbow, Pipe – 90° (3/4")
2	803-2011-03	2	Screw, Socket – Countersunk (M8 x 20mm)	11	505-0102	1	Nipple, Close (3/4" x 1-1/4")
3	803-2001-08	2	Screw, Socket – Set (M8 x 25mm)	12	148-0637	1	Regulator, Propane Vapor
4	141-0954	1	Carburetor	13	307-0312	1	Valve, Solenoid
5	870-2055	2	Nut, Locking – Hex Flange Head (M8 x 1.25mm)	14	503-0465	2	Clamp, Hose
6	503-0542	1	Hose, Adapter	15	821-6003-02	2	Screw, Hex Head (M8 x 20mm)
7	148-0691	1	Carburetor, Natural Gas	16	149-2492-02	1	Bracket, Support
8	505-0002	1	Nipple, Pipe (1/2" x 3")	17	155-1256	1	Clamp, Muffler
9	505-0021	1	Bushing, Reducer (3/4")	18	505-0438	1	Nipple, Pipe (3/4" x 8")
				19	526-2100	2	Washer, Flat
				20	505-0085	1	Nipple, Pipe (3/4" x 2")
				21	517-0094	1	Plug, Poly

**Fuel System  
Propane Vapor/Gasoline With Manual Changeover  
(Spec G)**

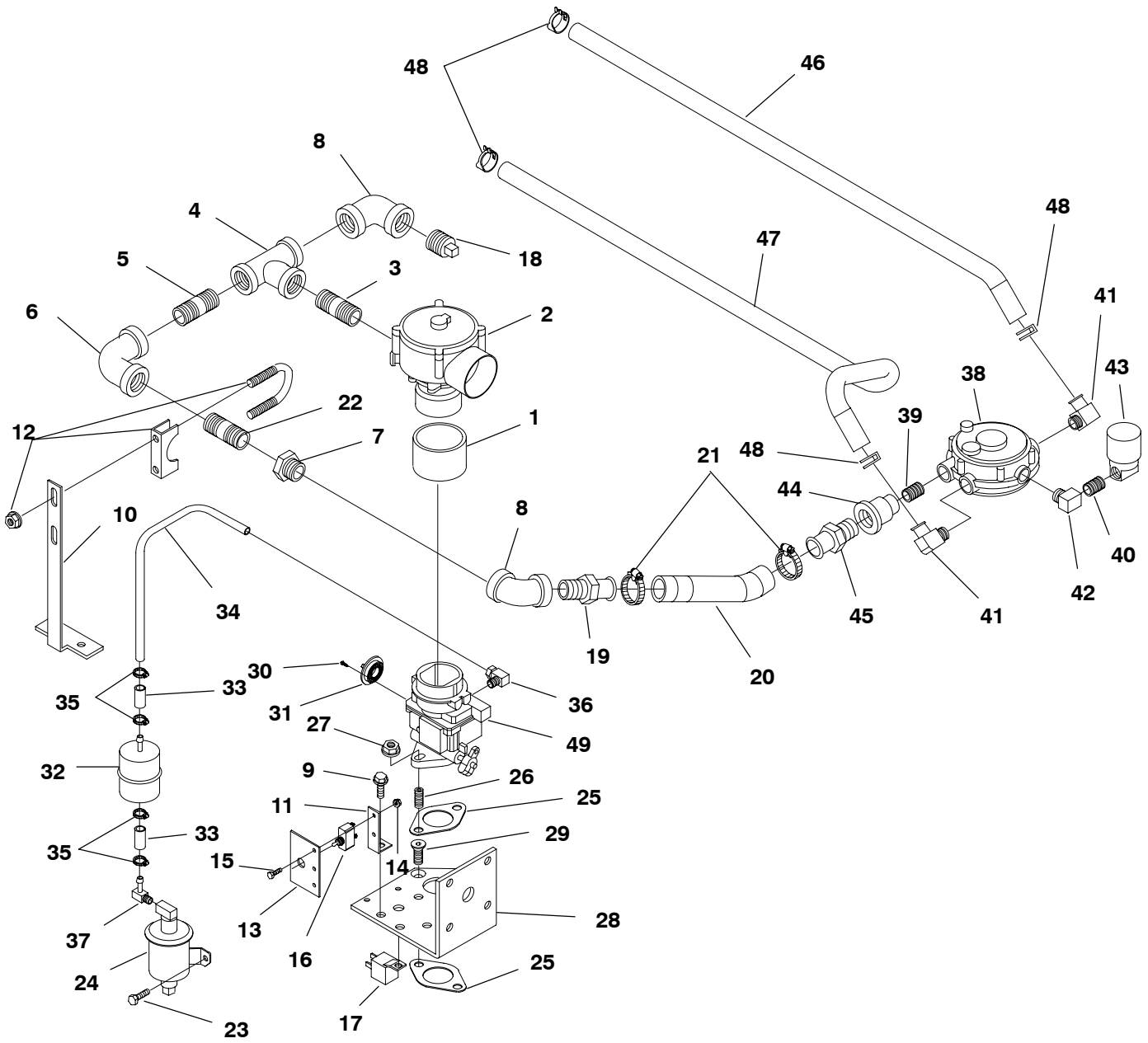


179-0728-06

**Fuel System**  
**Propane Vapor/Gasoline With Manual Changeover**  
**(Spec G)**

REF NO.	PART NO.	QTY USED	PART DESCRIPTION	REF NO.	PART NO.	QTY USED	PART DESCRIPTION
1	503-0542	1	Hose, Adapter	25	179-0585	1	Choke and Carburetor Assembly (Includes Parts Indented Below)
2	148-0691	1	Carburetor, Natural Gas				
3	505-0002	1	Nipple, Pipe (1/2" x 3")				
4	505-0021	1	Bushing, Reducer (3/4")	141-0953	1	Carburetor	
5	505-0132	2	Elbow, Pipe - 90° (3/4")	815-0103	1	Screw, Fillister Head (#10-24 x 1/2)	
6	148-0637	1	Regulator, Propane Vapor				
7	505-0102	1	Nipple, Close (3/4" x 1-1/4")	141-0908	1	Shaft, Choke	
8	307-0312	1	Valve, Solenoid	145-0544	1	Housing, Thermo	
9	503-0465	2	Clamp, Hose	141-0916	1	Plate, Choke	
10	821-6003-02	2	Screw, Hex Head (M8 x 20mm)	141-0906	2	Screw and Lock Washer (5-40)	
11	149-2492-02	1	Brackrt, Support				
12	155-1256	1	Clamp, Muffler	141-0909	1	Cork, Insulator	
13	308-0150	1	Plate, Mounting - Switch	141-0905	1	Plate, Heatsink	
14	815-0652	2	Screw, Hex Washer Head - Thread Forming (#10-32 x 1/2)	141-0910	1	Cork, Insulator	
				26	803-2001-08	2	Screw, Socket Set (M8 x 25mm)
15	308-0005	1	Switch, Toggle (Single Pole - Double Throw)	27	870-2055	2	Nut, Locking - Hex Flange Head (M8 x 1.25)
16	307-2817-01	1	Relay	28	150-2622-02	1	Bracket, Governor
17	815-0389	2	Screw, Hex Washer Head (M5 x 10)	29	803-2011-03	2	Screw, Socket - Countersunk (M8 x 20mm)
18	149-2331	1	Pump, Fuel	30	813-0096	3	Screw, Machine - Round Head (#10-32 x 1/4)
19	149-1774	1	Filter, Fuel				
20	503-0883	2	Hose, Fuel	31	141-0911	1	Cover, Choke
21	149-2507	1	Line, Upper - Fuel	32	505-0438	1	Nipple, Pipe (3/4" x 8")
22	503-0685	4	Clamp, Hose	33	526-2100	2	Washer, Flat
23	502-0004	1	Fitting, Inverted - Flare	34	505-0085	1	Nipple, Pipe (3/4" x 2")
24	502-0313	1	Elbow, Barbed	35	517-0094	1	Plug, Poly

# Fuel System Propane/Gasoline (Spec G)

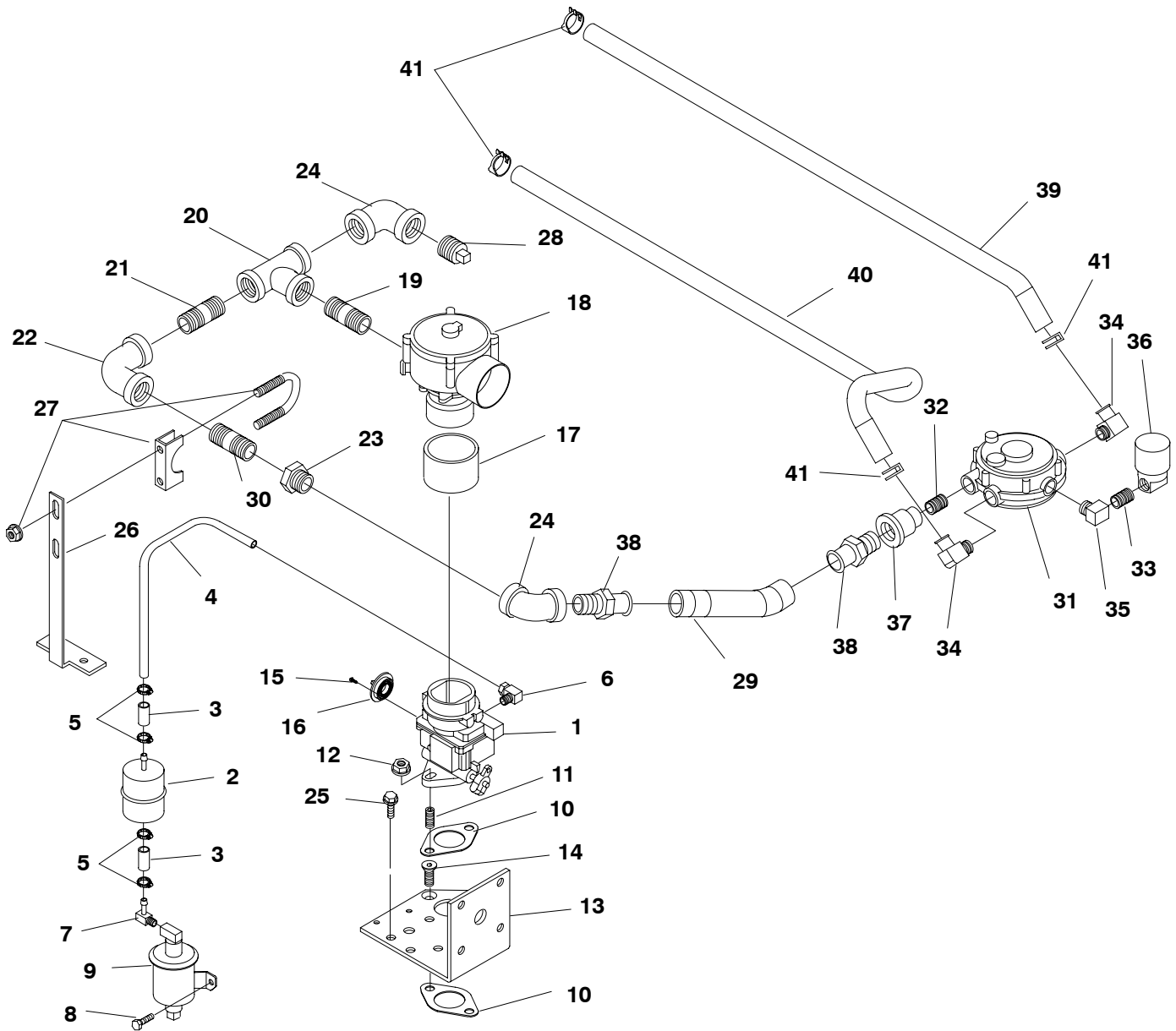


179-0733-01

**Fuel System  
Propane/Gasoline  
(Spec G)**

REF NO.	PART NO.	QTY USED	PART DESCRIPTION	REF NO.	PART NO.	QTY USED	PART DESCRIPTION
1	503-0542	1	Hose, Adapter	27	870-2056	2	Nut, Lock – Flange (m10 x 1-1/2)
2	148-0691	1	Carburetor, Natural Gas	28	150-2622-02	1	Bracket, Governor
3	505-0080	1	Nipple, Pipe (1/2NPT x 5)	29	803-2011-03	2	Screw, Socket – Countersunk (m8 x 1-1/4 x 20)
4	505-0167	1	Tee, Reducing	30	813-0096	3	Screw, Machine – Round Head (#10-32 x 1/4)
5	505-0085	1	Nipple, Pipe (3/4NPT x 2)	31	141-0911	1	Cover, Choke (Includes Spring and Element)
6	505-0356	1	Elbow (90 deg.)	32	149-1774	1	Filter, Fuel
7	505-0129	1	Bushing, Reducer (1NPT x 3/4NPT)	33	503-0883	2	Hose, Fuel
8	505-0132	2	Elbow, Pipe (90 deg.)	34	149-2507	1	Line, Upper – Fuel
9	821-6003-02	2	Screw, Hex Head – SEMS (m8 x 1-1/4 x 20)	35	503-0685	4	Clamp, Hose
10	149-2492-02	1	Bracket, Support	36	502-0004	1	Fitting, Inverted Flare
11	306-0155	1	Bracket, Mounting – Solenoid Switch	37	502-0313	1	Elbow, Barbed
12	155-1239	1	Clamp, Muffler (1-1/2)	38	148-0737	1	Regulator
13	308-0150	1	Plate, Mounting – Switch	39	505-0100	1	Nipple, Close (1/4NPT)
14	870-0131	2	Nut, SEMS – ET (#10-32)	40	505-0099	1	Nipple, Close (1/4NPT)
15	813-0098	2	Screw, Machine – Hex Head (#10-32 x .38)	41	502-0942	2	Connector, Hose (90 deg.)
16	308-0005	1	Switch, Toggle (SPDT)	42	502-0054	1	Elbow, Barbed
17	307-2817-01	1	Relay	43	307-0268	1	Valve, Solenoid
18	505-0130	1	Plug, Square Head (3/4NPT)	44	505-0307	1	Coupling, Reducer
19	502-0971	1	Connector, Hose	45	502-0971	1	Connector, Hose
20	503-1103	1	Hose, LP (1" ID x 6")	46	503-1168	-	Hose – Bulk (Order By The Foot – 3 Feet Required)
21	503-0398	2	Clamp, Hose	47	503-1168	-	Hose – Bulk (Order By The Foot – 3 Feet Required)
22	505-0903	1	Nipple, Pipe (3/4NPT x 14.6")	48	503-0131	4	Clamp, Hose
23	815-0389	2	Screw, Hex Washer Head (m5 x .8 x 10)	49	141-0953	1	Carburetor
24	149-2331	1	Pump, Fuel				
25	141-0971	2	Gasket, Carburetor				
26	803-2001-08	2	Screw, Set – Socket (m8 x 1-1/4 x 25)				

# Fuel System Propane Liquid (Spec G)

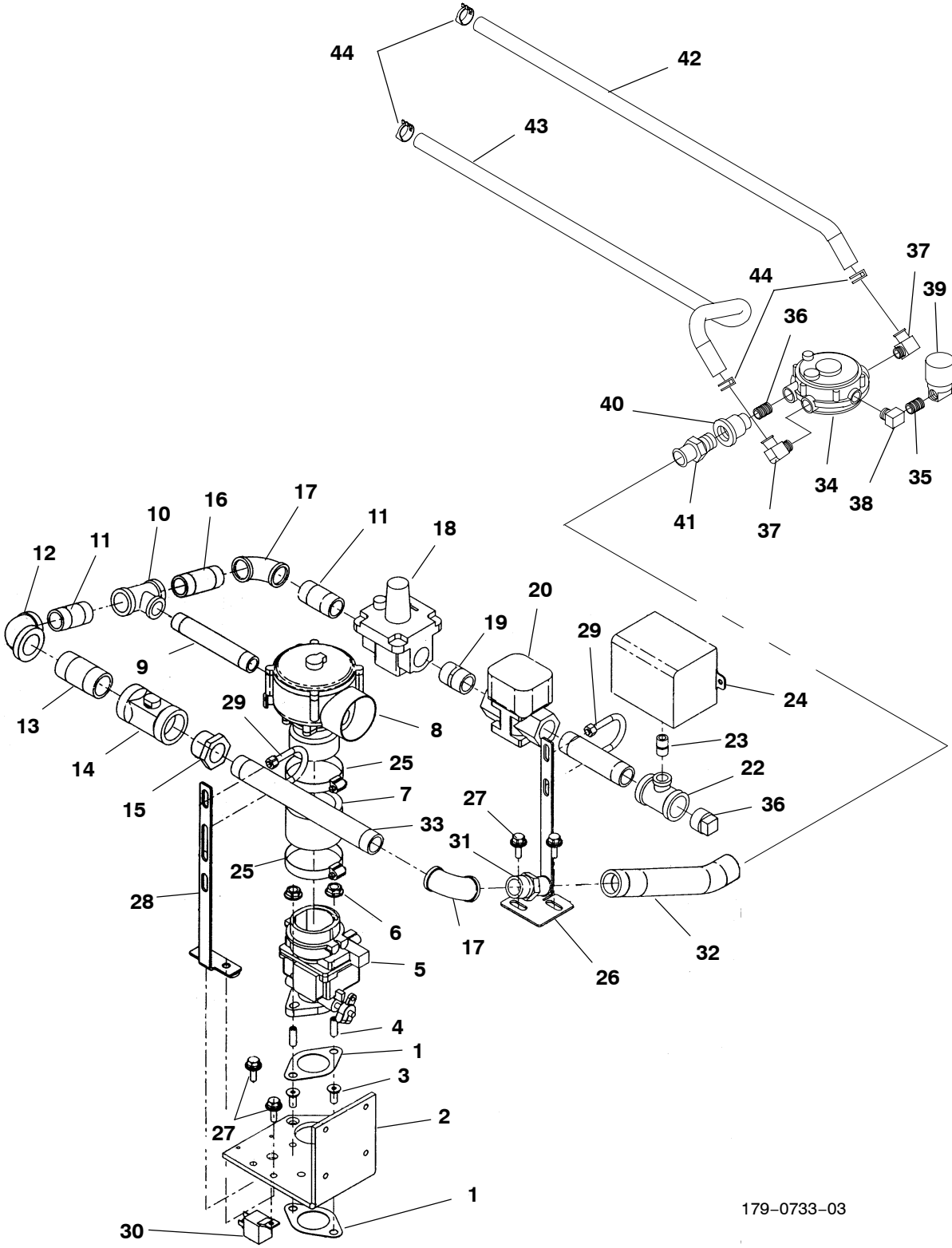


179-0733-02

**Fuel System  
Propane Liquid  
(Spec G)**

REF NO.	PART NO.	QTY USED	PART DESCRIPTION	REF NO.	PART NO.	QTY USED	PART DESCRIPTION
1	141-0954	1	Carburetor	21	505-0085	1	Nipple, Pipe (3/4NPT x 2")
2	149-1774	1	Filter, Fuel	22	505-0356	1	Elbow (90 deg.)
3	503-0883	2	Hose, Fuel	23	505-0129	1	Bushing, Reducing (1NPT x 3/4NPT)
4	149-2507	1	Line, Upper - Fuel	24	505-0132	2	Elbow (90 deg.)
5	503-0685	4	Clamp, Hose	25	821-6003-02	2	Screw, Hex Head - SEMS (m8 x 1-1/4 x 20)
6	502-0004	1	Fitting, Inverted Flare	26	149-2492-02	1	Bracket, Support
7	502-0313	1	Elbow, Barbed	27	155-1239	1	Clamp, Muffler
8	815-0389	2	Screw, Hex Washer Head (m5 x .8 x 10)	28	505-0130	1	Plug, Square Head (3/4NPT)
9	149-2331	1	Pump, Fuel	29	503-1103	1	Hose, LP (1"ID x 8.6")
10	141-0971	2	Gasket, Carburetor	30	505-0903	1	Nipple, Pipe (3/4NPT x 14.6")
11	803-2001-08	2	Screw, Set - Socket (m8 x 1-1/4 x 25)	31	148-0737	1	Regulator
12	870-2056	2	Nut, Lock - Flange (m10 x 1-1/2)	32	505-0100	1	Nipple, Close (1/2NPT)
13	150-2622-02	1	Bracket, Governor	33	505-0099	1	Nipple, Close (1/4NPT)
14	803-2011-03	2	Screw, Socket - Countersunk (m8 x 1-1/4 x 20)	34	502-0942	2	Connector, Hose (90 deg.)
15	813-0096	3	Screw, Machine - Round Head (#10-32 x 1/4)	35	502-0054	1	Elbow, Barbed
16	141-0911	1	Cover, Choke (Includes spring and element)	36	307-0268	1	Valve, Solenoid
17	503-0542	1	Hose, Adapter	37	505-0307	1	Coupling, Reducer
18	148-0691	1	Carburetor, Natural Gas	38	502-0971	2	Connector, Hose
19	505-0080	1	Nipple, Pipe (1/2NPT x 5")	39	503-1168	-	Hose - Bulk (Order By The Foot - 3 Feet Required)
20	505-0167	1	Tee, Reducing	40	503-1168	-	Hose - Bulk (Order By The Foot - 3 Feet Required)
				41	503-0131	4	Clamp, Hose

**Fuel System**  
**Natural Gas/Propane Liquid With Automatic Changeover**  
**(Spec G)**

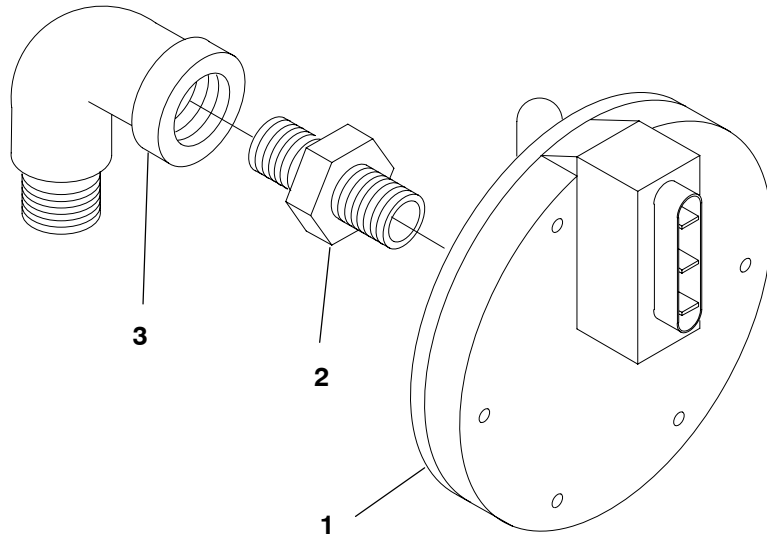


179-0733-03

**Fuel System**  
**Natural Gas/Propane Liquid With Automatic Changeover**  
**(Spec G)**

REF NO.	PART NO.	QTY USED	PART DESCRIPTION	REF NO.	PART NO.	QTY USED	PART DESCRIPTION
1	141-0971	2	Gasket, Carburetor	23	505-0099	1	Nipple, Pipe (1/4NPT x 7/8)
2	150-2622-02	1	Bracket, Governor	24	148-0998	1	Switch, Pressure (12 volt)
3	803-2011-03	2	Screw, Socket - Countersunk (m8 x 1-1/4 x 20)	25	503-0465	1	Clamp, Hose
4	803-2001-08	2	Screw, Socket - Set (m8 x 1-1/4 x 25)	26	149-2491-02	1	Bracket, Support
5	141-0954	1	Carburetor	27	821-6003-02	4	Screw, Hex Head - SEMS (m8 x 1-1/4 x 20)
6	870-2056	2	Nut, Lock - Flange (m10 x 1-1/2)	28	149-2492-02	1	Bracket, Support
7	503-0542	1	Hose, Adapter	29	155-1239	2	Clamp, Muffler
8	148-0691	1	Carburetor, Natural Gas	30	307-2817-01	1	Relay
9	505-0080	1	Nipple, Pipe (1/2NPT x 5)	31	502-0971	1	Connector, Hose
10	505-0167	1	Tee, Reducing	32	503-1103	1	Hose, LP
11	505-0085	1	Nipple, Pipe (3/4NPT x 2)	33	505-0268	1	Nipple, Pipe (3/4NPT x 9)
12	505-0356	1	Elbow, 90 deg.	34	148-0737	1	Regulator
13	505-0086	1	Nipple, Pipe (1NPT x 2-1/2)	35	505-0100	1	Nipple, Close (1/2NPT)
14	148-0626	1	Valve, Load Adjusting	36	505-0099	1	Nipple, Close
15	505-0129	1	Bushing, Reducer (1NPT x 3/4NPT)	37	502-0942	2	Connector, Hose (90 deg.)
16	505-0084	1	Nipple, Pipe (3/4 x 2-1/2)	38	502-0054	1	Elbow, Barbed
17	505-0132	2	Elbow, Pipe - 90 deg.	39	307-0268	1	Valve, Solenoid
18	148-0597	1	Regulator, Natural Gas	40	505-0307	1	Coupling, Reducer
19	505-0102	1	Nipple, Close (3/4)	41	502-0971	1	Connector, Hose
20	307-0312	1	Valve, Solenoid (12 volt)	42	503-1168	1	Hose - Bulk (Order By The Foot - 3 Feet Required)
21	505-0337	1	Nipple, Pipe (3/4NPT x 4)	43	503-1168	1	Hose - Bulk (Order By The Foot - 3 Feet Required)
22	505-1496	1	Tee, Reducing	44	503-0131	4	Clamp, Hose

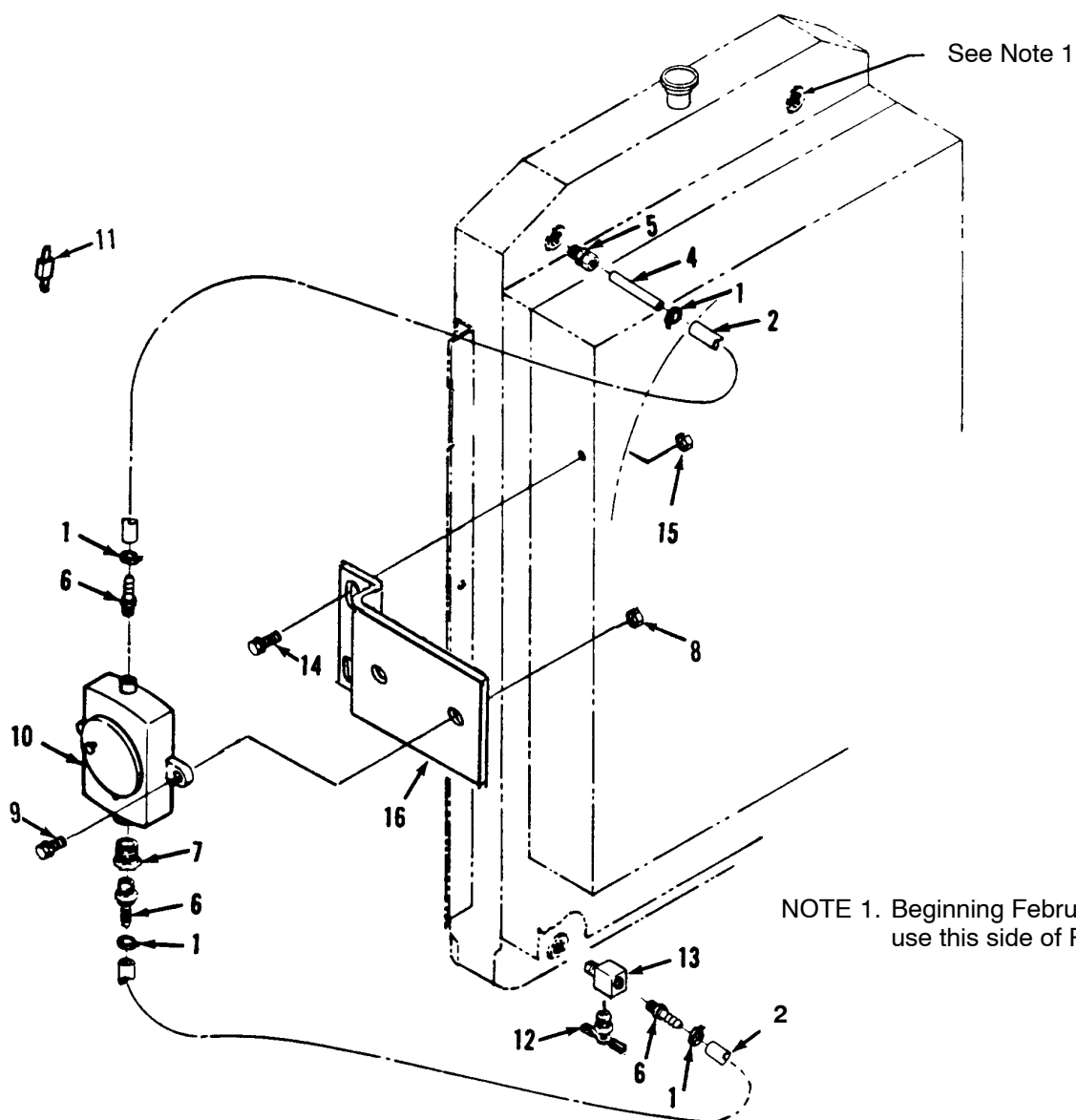
## Vacuum Switch (Spec G)



179-2716

REF NO.	PART NO.	QTY USED	PART DESCRIPTION	REF NO.	PART NO.	QTY USED	PART DESCRIPTION
1	148-0367-01	1	Switch, Vacuum (S13)	3	505-0011	1	Elbow, Street (90 deg.)
2	505-1371	1	Nipple, Close (1/4 x 1/8)				

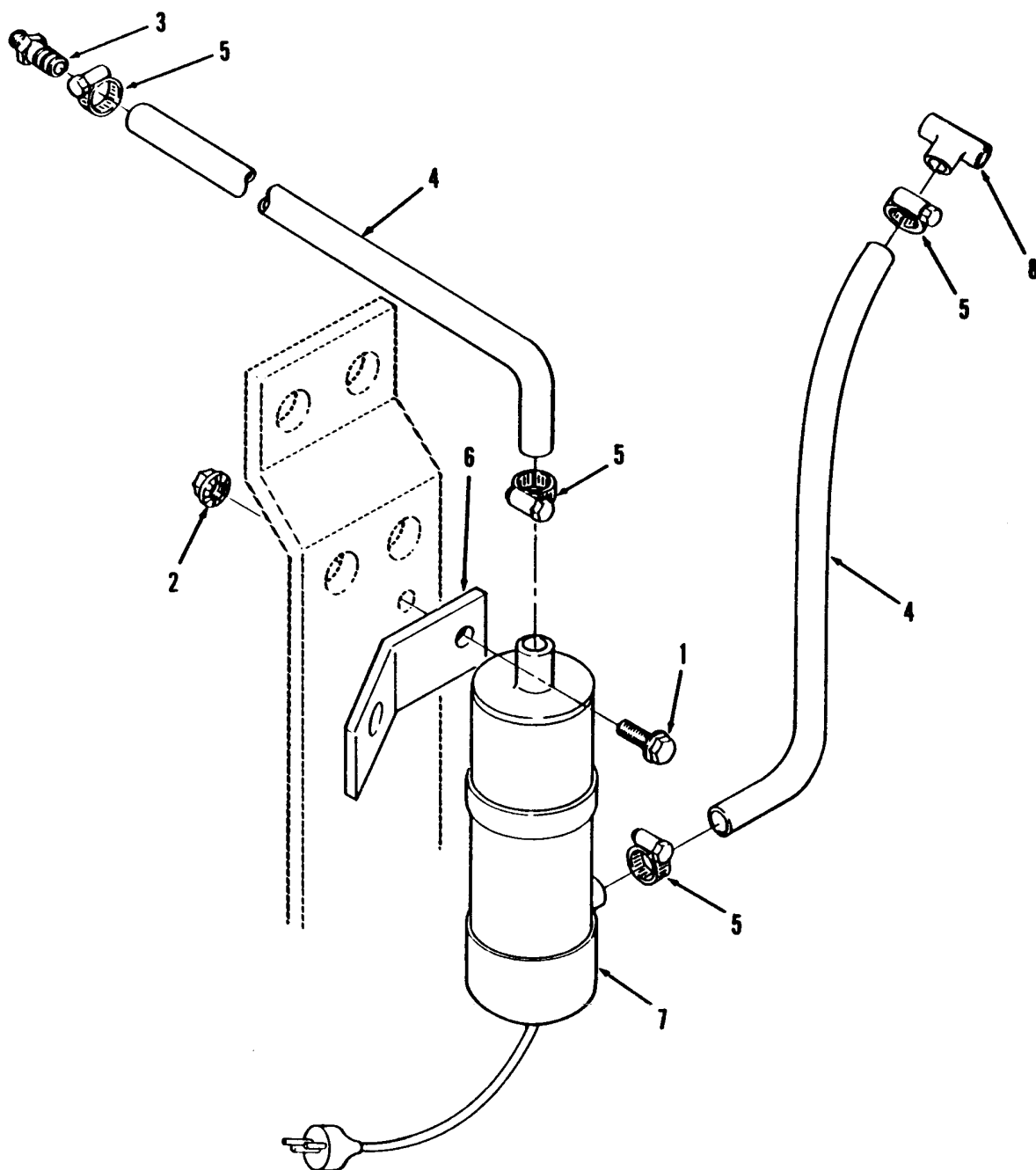
## Low Coolant Level Switch



NOTE 1. Beginning February 1989, use this side of Radiator.

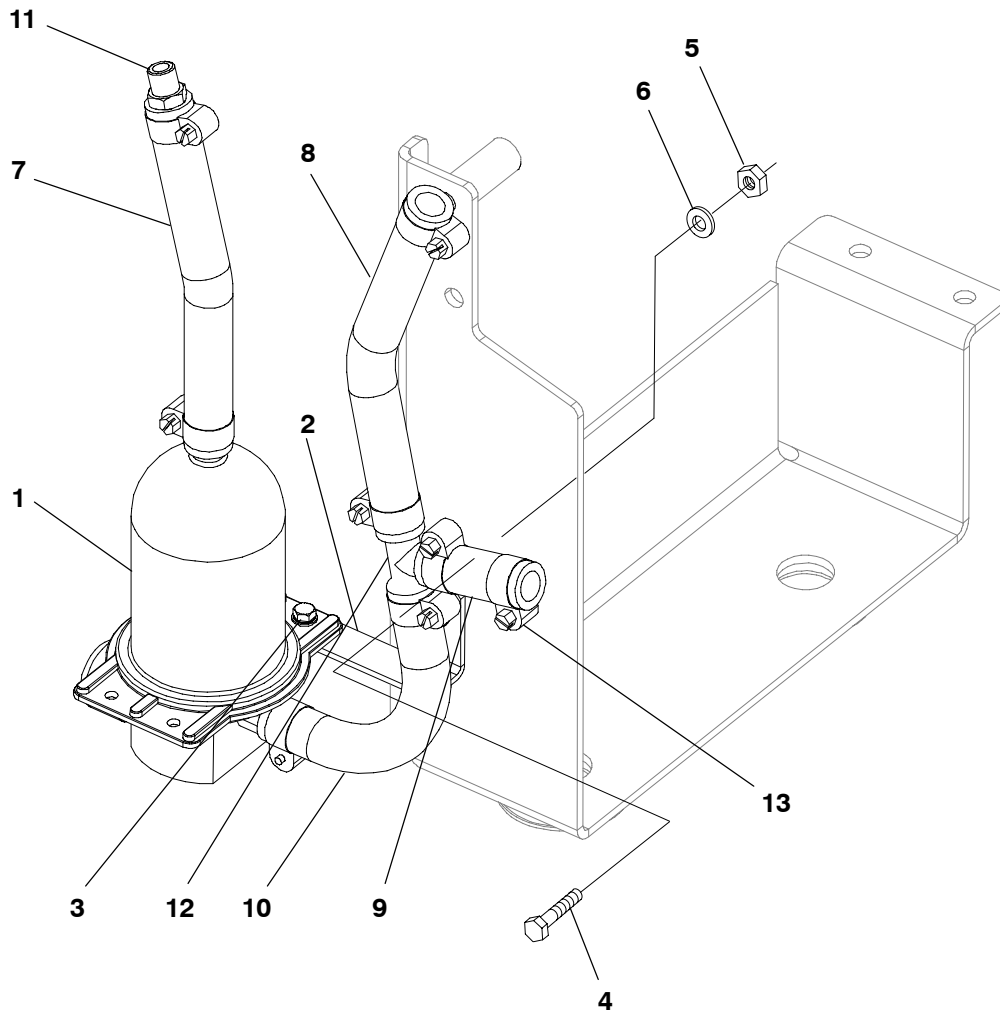
REF NO.	PART NO.	QTY USED	PART DESCRIPTION	REF NO.	PART NO.	QTY USED	PART DESCRIPTION
1	503-0685	4	Clamp, Hose	10	193-0329	1	Switch, Coolant Level (S7)
2	503-1418	25"	Hose, Rubber	11	357-0030	1	Rectifier
4	130-2053	1	Tube (1/4 OD x 2)	12	504-0003	1	Cock, Drain
5	502-0809	1	Adapter, Tube (Blind Hole Fitting) (5/8 OD x 1/4 Tube)	13	502-0164	1	Tee, Pipe - Street (1/4 NPT)
6	502-0801	3	Adapter, Pipe to Hose	14	821-0014	2	Screw, Self-Locking - Hex Washer Head (5/16-18 x 1/2)
7	502-0029	3	Bushing, Reducer - Hex - Brass (1/2 NPT x 1/4 NPT)	15	870-0251	2	Nut, Self-Locking - Hex Washer Head (5/16-18)
8	870-0212	2	Nut, Self-Locking - Hex Washer Head (1/4-20)	16	130-2476	1	Plate, Mounting - Switch
9	821-0015	2	Screw, Self-Locking - Hex Washer Head (1/4-20 x 3/4)				

## Engine Coolant Heater (Spec A-F)



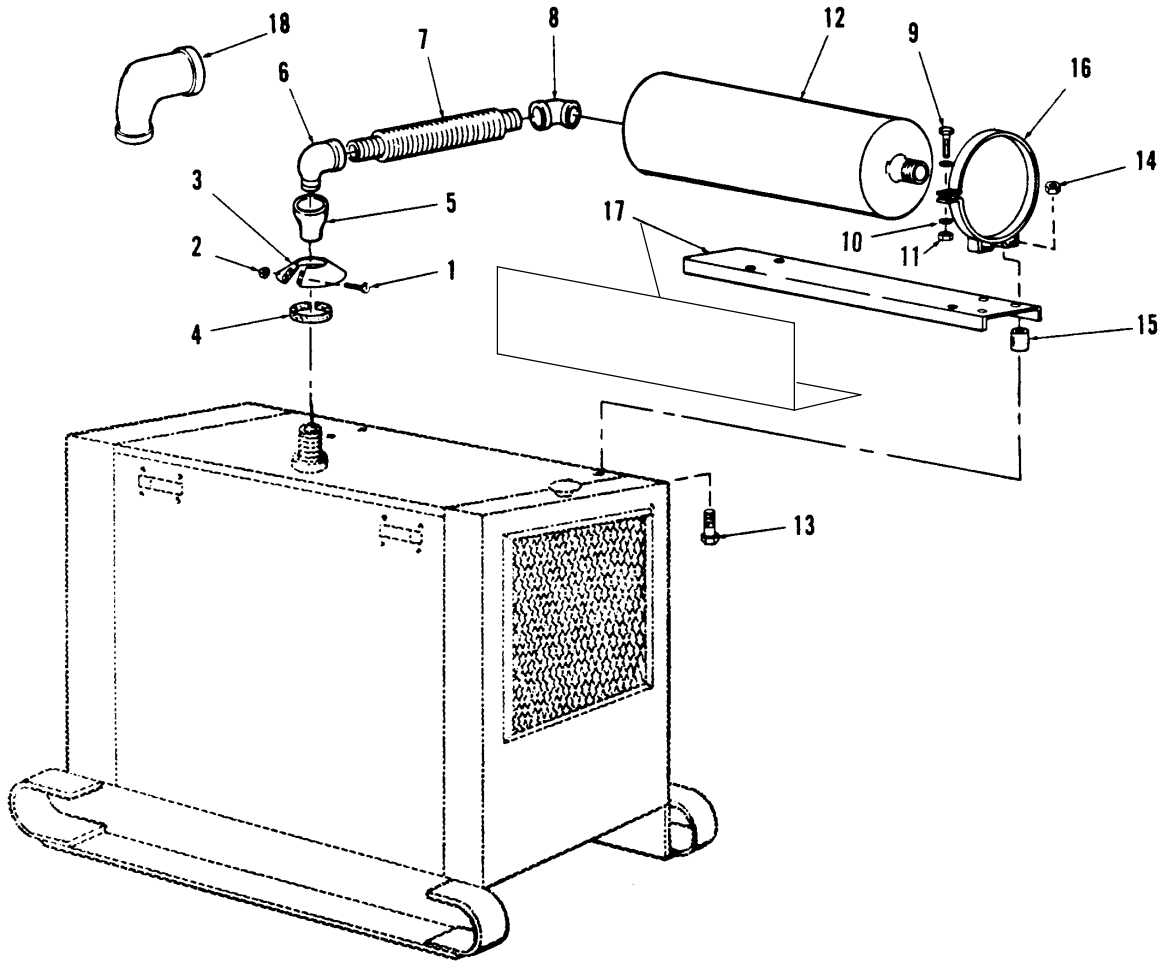
REF NO.	PART NO.	QTY USED	PART DESCRIPTION	REF NO.	PART NO.	QTY USED	PART DESCRIPTION
1	821-0018	1	Screw, Self-Locking - Hex Washer Head (1/4-20 x 5/8)	5	503-0183	6	Clamp, Hose
2	870-0212	1	Nut, Self-Locking - Hex Washer Head (1/4-20)	6	130-0755	1	Bracket, Mounting
3	502-0613	1	Connector, Hose	7	333-0203	1	Heater, Tank - 850 Watt, 115 Volt (Includes Hose Connector, Cord and Mounting Strap)
4	503-1552-01	2	Hose (5/8 ID x 14)	8	502-0870	1	Tee, Hose

## Engine Coolant Heater (Spec G)



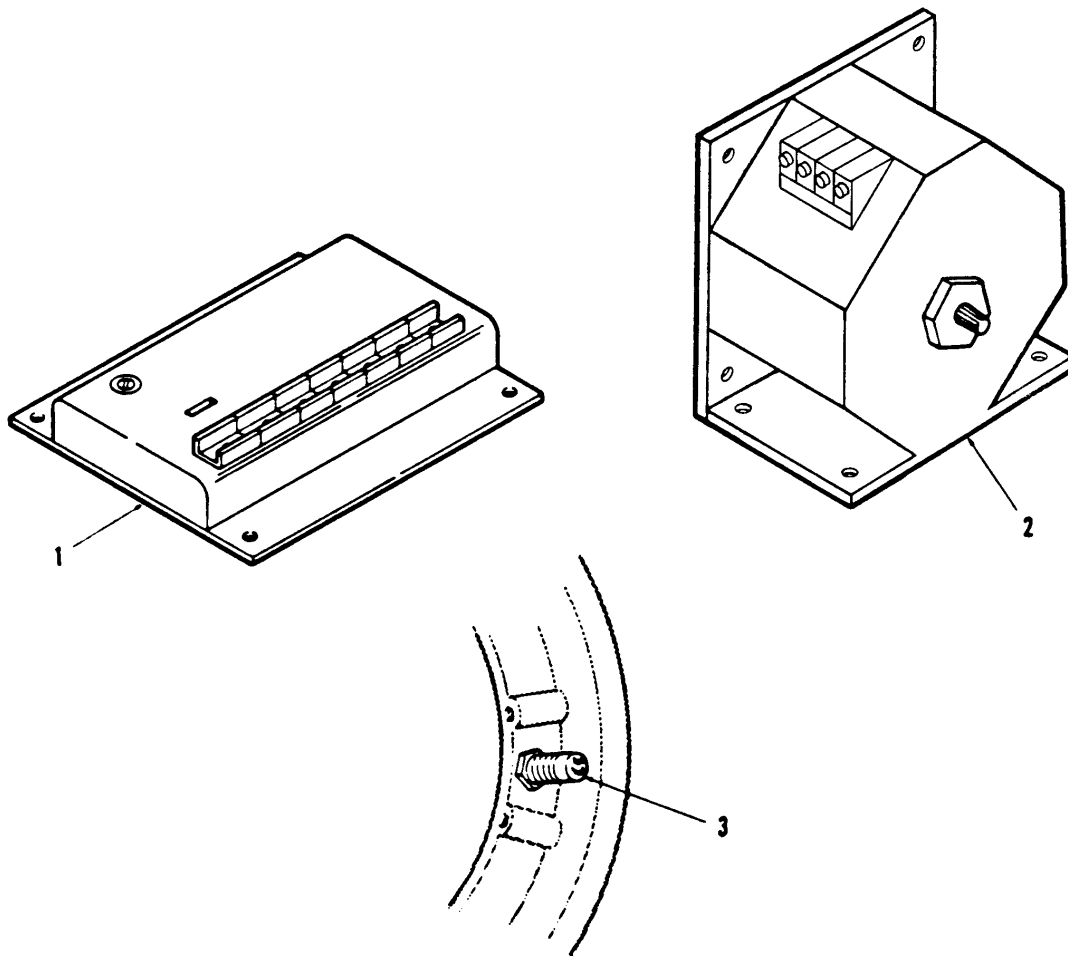
REF NO.	PART NO.	QTY USED	PART DESCRIPTION	REF NO.	PART NO.	QTY USED	PART DESCRIPTION
1	333-0588-01	1	Heater, Engine Coolant	8	503-0833	1	Hose, Engine Coolant
2	333-0623	1	Bracket, Mounting - Heater Tank	9	503-1552-03	1	Hose (2.5")
3	821-6002-03	2	Screw, Hex Head (M6)	10	503-1552-01	1	Hose (10")
4	821-6003-02	1	Screw, Hex Head (M8)	11	502-0613	1	Connector, Hose (1/4)
5	860-2008	1	Nut, Hex (M8)	12	502-0870	1	Tee
6	526-0399-16	1	Washer, Flat	13	503-0183	8	Clamp, Hose
7	503-0261	1	Hose (8.5")				

# Muffler



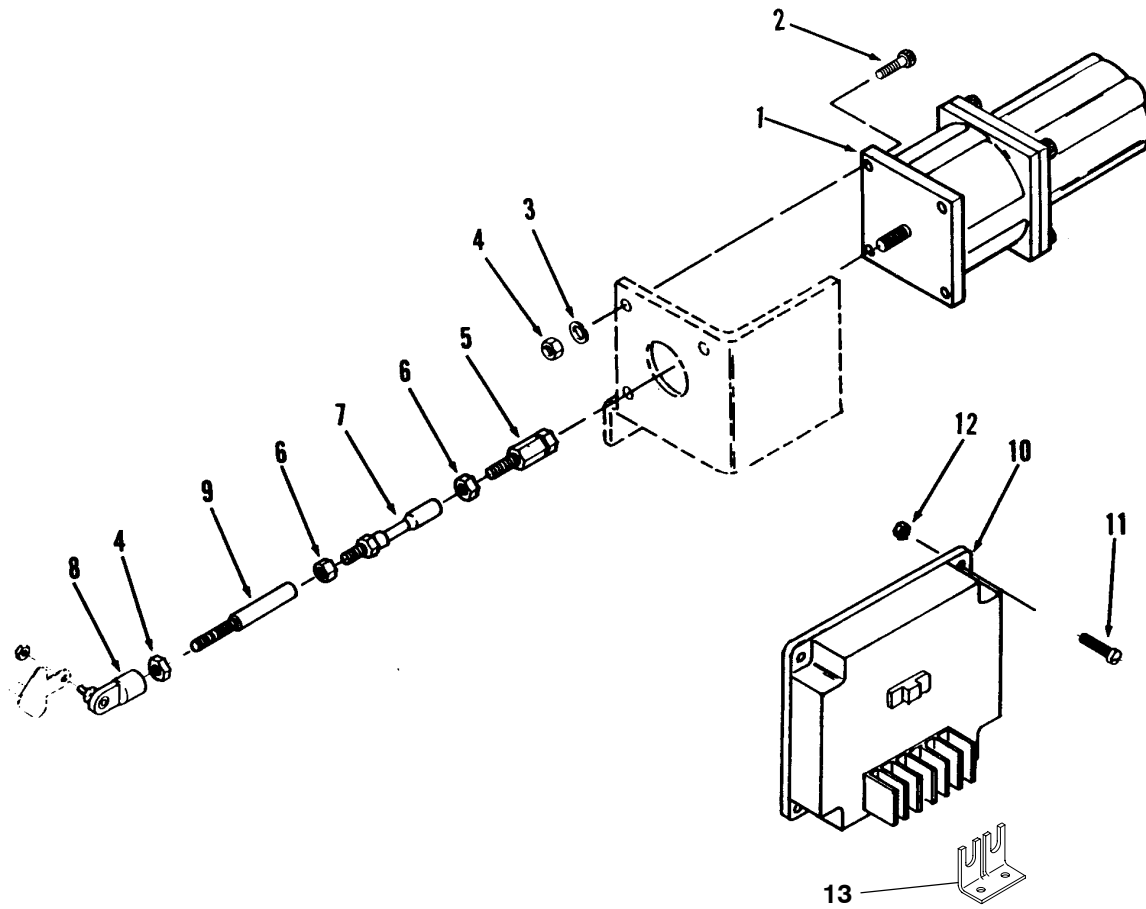
REF NO.	PART NO.	QTY USED	PART DESCRIPTION	REF NO.	PART NO.	QTY USED	PART DESCRIPTION
1	813-0105	2	Screw, Machine - Round Head (#10-32 x 1)	10	526-0113	4	Washer, Flat (11/32 ID x 1 OD x 3/32 THK)
2	870-0188	2	Nut, Self-Locking - Hex Washer Head (#10-32)	11	870-0257	2	Nut, Self-Locking - Hex Washer Head (5/16-18)
3	155-2005	1	Shield, Rain	12	155-0360	1	Muffler, Exhaust
4	895-0157	1	Strip, Asbestos (2 x 8-1/2 x 1/16)	13	800-0023	4	Screw, Cap - Hex Head (5/16-18 x 1-1/2)
5	505-0036	1	Coupling, Pipe - Reducing (1-1/2 NPT x 1-1/4 NPT) Used through 1981	14	870-0257	4	Nut, Self-Locking - Hex Washer Head (5/16-18)
6	505-0462	1	Elbow, Pipe - Street - 90 deg. (1-1/2 NPT) Used through 1981	15	155-1926	4	Spacer, Sleeve
7	155-0927	1	Tube, Exhaust - Flexible (1-1/2 NPT x 13-1/2)	16	140-0078	2	Band, Mounting
8	505-0043	1	Elbow, Pipe - 90 deg. (1-1/2 NPT)	17	155-1924	1	Shield, Heat Spec A-F
9	800-0033	2	Screw, Cap - Hex Head (5/16-18 x 2)		155-3018	1	Spec G
				18	505-0183	1	Elbow, Pipe - Reducing (1-1/2 NPT x 1-1/4 NPT) Begin 1982

## Governor (Spec A-D)



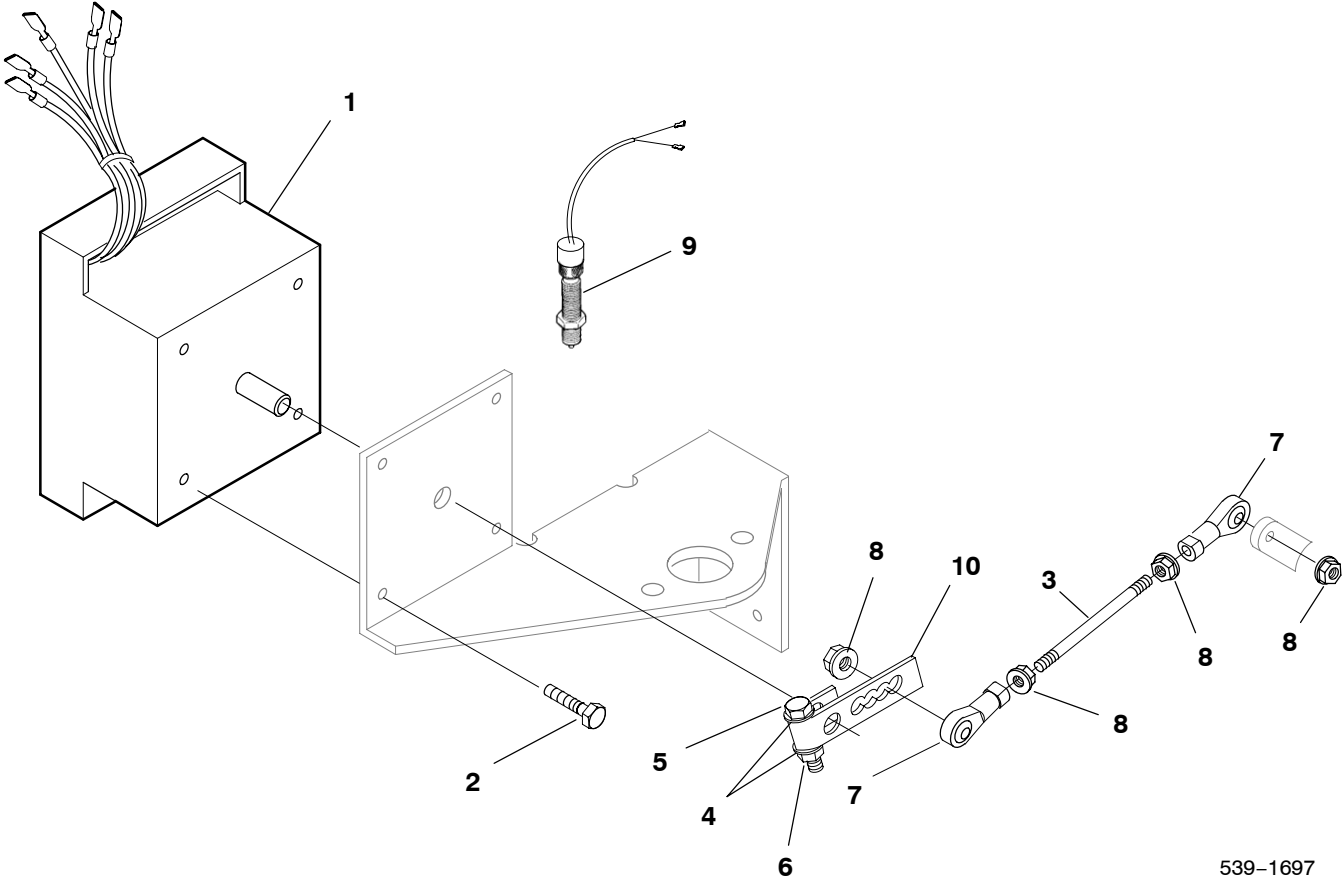
REF NO.	PART NO.	QTY USED	PART DESCRIPTION	REF NO.	PART NO.	QTY USED	PART DESCRIPTION
1	151-0565	1	Control Unit – Governor (12 VDC)	3	150-1406	1	Pickup, Magnetic (E6)
2	151-0566	1	Actuator, Governor (12 VDC)				

## Governor (Spec E-F)



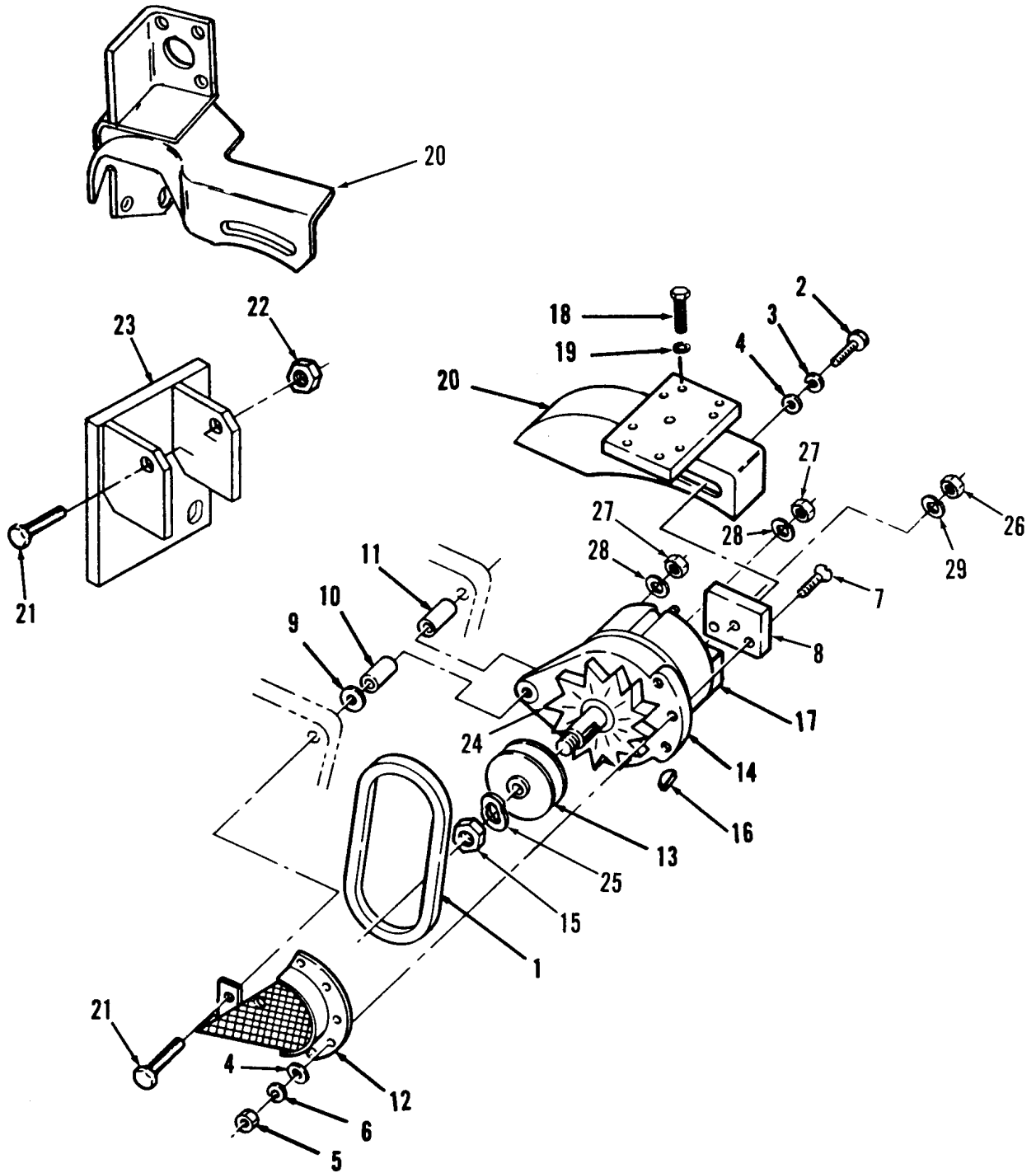
REF NO.	PART NO.	QTY USED	PART DESCRIPTION	REF NO.	PART NO.	QTY USED	PART DESCRIPTION
1	150-2331	1	Actuator, Linear	8	150-0939	1	Joint, Ball
2	813-0103	3	Screw, Machine - Round Head (#10-32 x 3/4)	9	151-0714	1	Rod, Governor
3	850-0030	3	Washer, Lock (#10)	10	151-0713-01	1	Control, Governor
4	870-0053	4	Nut, Hex (#10-32)	11	813-0100	4	Screw, Machine - Round Head (#10-32 x 1/2)
5	150-2314	1	Adapter, Governor Linkage	12	870-0131	4	Nut, Hex W/ET
6	115-0025	2	Nut, Tappet	13	332-2605	1	Jumper
7	150-1733	1	Joint, Ball				

# Governor (Spec G)



REF NO.	PART NO.	QTY USED	PART DESCRIPTION	REF NO.	PART NO.	QTY USED	PART DESCRIPTION
1	150-2646	1	Governor (Includes Lever)				(1/4-20 x 1-1/4)
2	801-0003	4	Screw, Cap - Hex Head (1/4-28 x 1)	6	870-0065	1	Nut, Self-Locking (1/4-20)
3	150-2666	1	Rod, Governor	7	150-0939	2	Joint, Ball
4	526-0018	2	Washer, Flat (1/4)	8	870-0131	4	Nut, SEMS - W/ET (#10-32)
5	800-0008	1	Screw, Cap - Hex Head	9	150-2651	1	Pickup, Magnetic
				10	150-2620	1	Lever, Governor

# Alternator

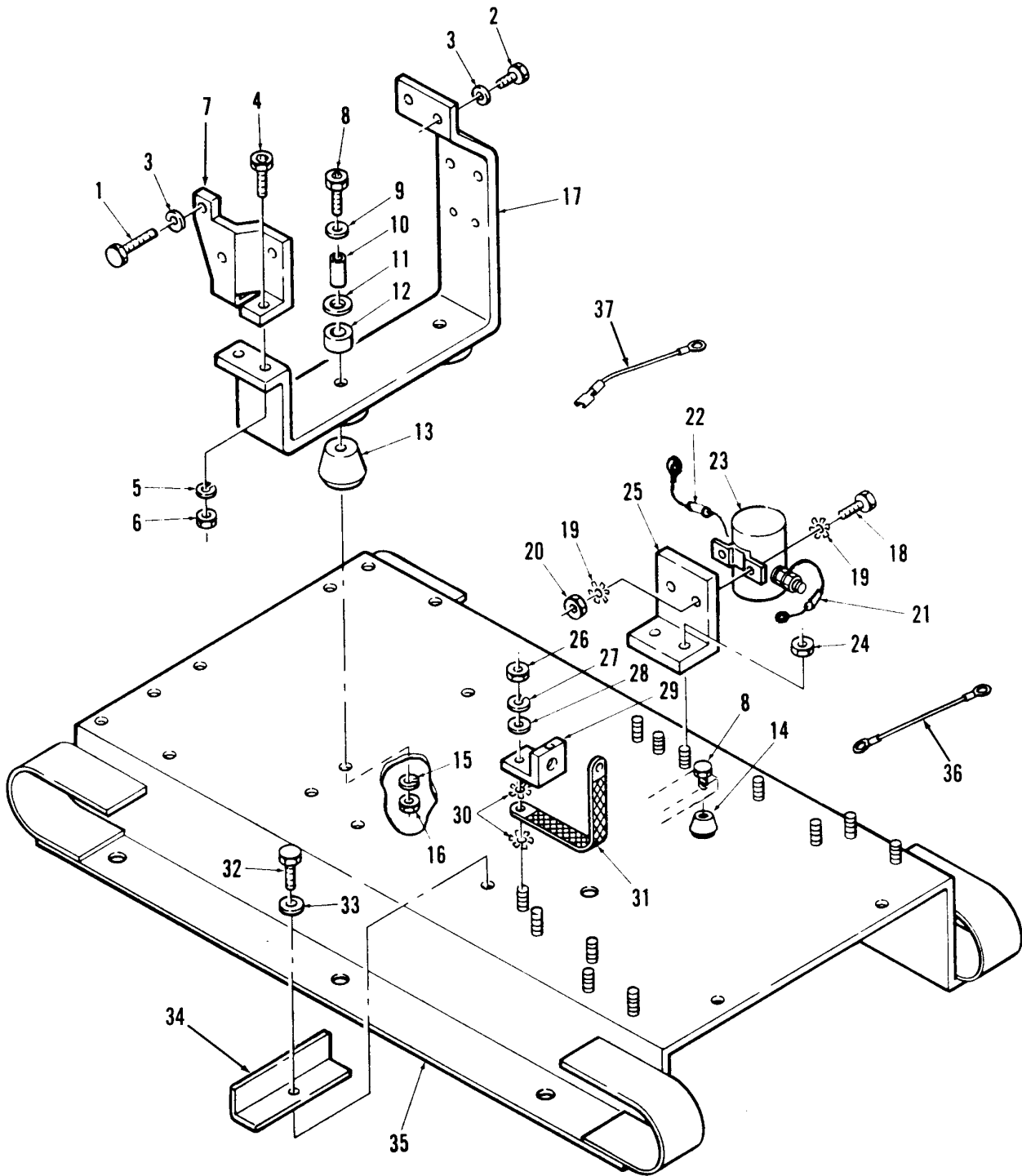


## Alternator

REF NO.	PART NO.	QTY USED	PART DESCRIPTION	REF NO.	PART NO.	QTY USED	PART DESCRIPTION
1	511-0112	1	Belt, Drive	15			Nut, Hex
2	800-0048	1	Screw, Cap – Hex Head (3/8-16 x 3/4)	191-0941	1	1	* Spec A, B and begin Spec D (5/16-18)
3	850-0050	1	Washer, Lock – Spring (3/8)	870-2161	1	1	Spec C (M16)
4	526-0030	1	Washer, Flat Spec A, B and begin Spec D (3/8)	16 515-0093	1	1	*Key, Woodruff (#5)
	526-0113	3	Spec C (5/16)	17 191-1390	1	1	*Regulator, Voltage
5	870-0151	2	Nut, Hex Spec A, B and begin Spec D (5/16-18)	18 130-1808	3	3	Screw, Cap – Hex Head (M8 x 1-1/4 x 25MM)
	870-2055	2	Spec C (Flange Locking) (M8 x 1-1/4)	19 850-2008	3	3	Washer, Lock – Spring (M8)
6	850-0045	2	Washer, Lock – Spring Spec A, B and begin Spec D (5/16)	20			Arm, Adjusting – With Governor Mounting Plate
7	814-1181	2	Screw Spec A, B and begin Spec D (Flat Head Machine) (5/16-18 x 1-1/4)	191-1368	1	1	Spec A, B, D
	800-2063	1	Spec C – Hex Head Cap (M8 x 1-1/4 x 50)	191-2090	1	1	Spec E
8	191-1375	1	Spacer, Alternator	21		1	Screw, Cap – Hex Head Spec A, B and begin Spec D (7/16-14 x 4-1/4)
9	526-0032	1	Washer, Flat (7/16)	800-2097	1	1	Spec C (M10 x 1-1/2 x 80)
10	191-0571	1	Spacer, Bracket – Alternator Spec A-B	22 870-2056	1	1	Nut, Hex (M10 x 1-1/2) (Spec C)
	130-0988	1	Begin Spec C	23 191-2041	1	1	Bracket, Mounting (Spec C)
11	191-0716	1	Spacer, Sleeve	24 191-1981	1	1	Fan
12	191-1361-01	1	Guard, Belt Spec A, B and begin Spec D	25 851-0039	1	1	Washer, Spring (Spec C)
	191-2055	1	Spec C	26 860-2008	1	1	Nut, Hex (M8) (Spec C)
13	191-1387	1	Pulley, Alternator Spec A, B and begin Spec D	27 860-2006	2	2	Nut, Hex (M5) (Spec C)
	191-2032	1	Spec C	28 850-2005	2	2	Washer, Lock – Spring (M5) (Spec C)
14	191-1873	1	Alternator 12 VDC Spec A-B (Includes Parts Marked *)	29 850-2008	5	5	Washer, Lock – Spring (M8) (Spec C)
	191-1983-01	1	Spec C				
	191-1872	1	Spec D-F (Includes Parts Marked *)				
	191-2188	1	Begin Spec G				

\* – Parts included with Spec A, B, D Alternator.

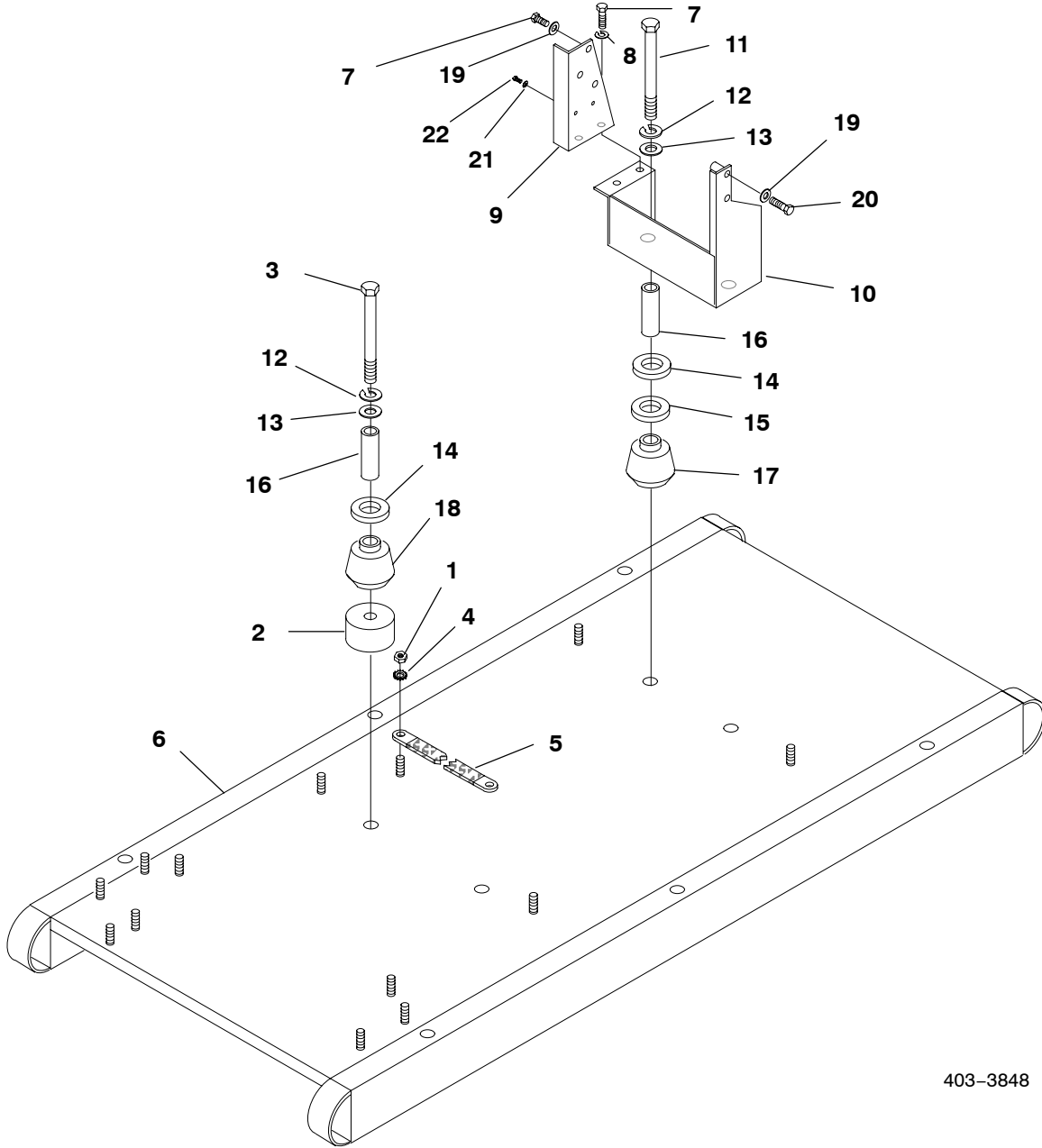
# Skid (Spec A-F)



**Skid  
(Spec A-F)**

REF NO.	PART NO.	QTY USED	PART DESCRIPTION	REF NO.	PART NO.	QTY USED	PART DESCRIPTION
1	800-2093	1	Screw, Machine – Hex Head (M10 x 1-1/2 x 60MM)	21	357-0018	1	Diode (Includes leads and terminals)
2	800-2086	6	Screw, Machine – Hex Head (M10 x 1-1/2 x 25MM)	22	357-0026	1	Diode (Includes leads and terminals)
3	850-2010	7	Washer, Lock – Spring (M10)	23	307-1617	1	Relay, Solenoid – Start – 12 VDC (K1)
4	800-0050	2	Screw, Cap – Hex Head (3/8-16 x 1)	24	870-0251	2	Nut, Self-Locking – Hex Washer Head (5/16-18)
5	850-0050	2	Washer, Lock – Spring (3/8) Spec A-E	25	403-1796	1	Bracket, Mounting – Solenoid
6			Nut, Hex (3/8-16)	26	870-0257	1	Nut, Hex (5/16-18)
	862-0003	2	Spec A-E	27	850-0045	1	Washer, Lock – Spring (5/16)
	870-0281	2	Spec F (Self-Locking)	28	526-0022	1	Washer, Flat (21/64 ID x 9/16 OD x 1/16 THK)
7	403-1832	1	Bracket, Mounting – Engine	29	332-1473	1	Lug, Terminal
8	800-0081	4	Screw, Cap – Hex Head (7/16-14 x 3-1/2)	30			Washer, Lock – EIT (5/16)
9	526-0014	4	Washer, Flat (29/64 ID x 1-1/2 OD x 1/8 THK)		856-0009	2	Spec A-E
10	402-0290	4	Bushing, Sleeve		856-0009	1	Spec F
11	403-1830	2	Spacer	31			Strap, Ground
12	402-0282	4	Snubber, Rubber		337-0090	1	Spec A-E
13			Mount, Vibration – Engine		336-0476	1	Spec F
	402-0284	2	Spec A-E	32	800-0011	2	Screw, Cap – Hex Head (1/4-20 x 2)
	402-0285	2	Spec F	33	526-0015	2	Washer, Flat (9/32 ID x 9/16 OD x 1/16 THK)
14	402-0286	2	Mount, Vibration – Generator	34	416-0961	1	Holddown, Battery
15	850-0055	4	Washer, Lock – Spring (7/16)	35	403-1787	1	Skid
16	862-0004	4	Nut, Hex (7/16-14)	36	226-3462-04	1	Lead – Starter to Start Solenoid (12") Spec F (B1-Bat to K1-Bat)
17	403-1833	1	Bracket, Mounting – Engine				
18			Screw, Cap – Hex Head	37	226-3462-05	1	Lead – Starter to Start Solenoid (12") Spec F (B1-Bat to K1-S2)
	800-0004	2	Spec A-E (1/4-20 x 3/4)				
	821-0010	2	Spec F (1/4-20 x 1/2)				
19	853-0013	4	Washer, Lock – ET (1/4) Spec A-E				
20			Nut, Hex (1/4-20)				
	862-0001	2	Spec A-E				
	870-0212	2	Spec F				

# Skid (Spec G)

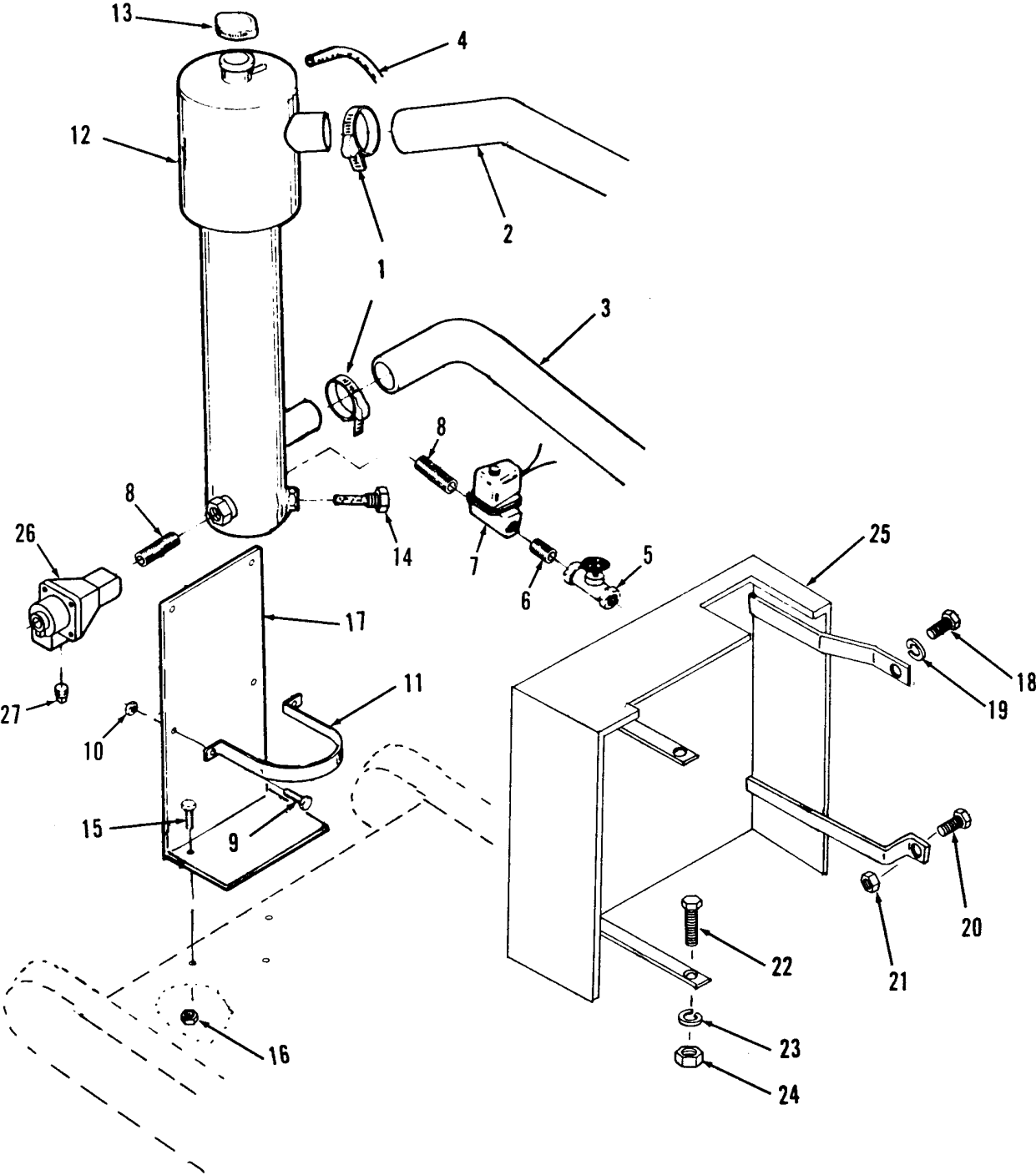


403-3848

## Skid (Spec G)

REF NO.	PART NO.	QTY USED	PART DESCRIPTION	REF NO.	PART NO.	QTY USED	PART DESCRIPTION
1	870-0287	1	Nut, Standoff	12	850-0055	4	Washer, Lock
2	405-5327	2	Support, Engine - Rear	13	526-0014	4	Washer, Flat
3	800-0500	2	Screw, Cap - Hex Head	14	402-0282	4	Cushion, Mounting - Rubber
4	856-0009	1	Washer, Lock - EIT (5/16)	15	403-1830	2	Spacer
5	336-0476	1	Lead	16	402-0290	4	Bushing, Spacer
6	403-1787	1	Skid	17	402-0285	2	Cushion, Mounting - Vibration Isolator
7	800-2086	4	Screw, Cap - Hex Head (M10 x 25)	18	402-0286	2	Cushion, Mounting - Vibration Isolator
8	850-2010	2	Washer, Lock	19	526-0174	4	Washer, Flat
9	403-3834	1	Bracket, Mounting - Engine (RH)	20	800-2095	2	Screw, Cap - Hex Head
10	403-3836	1	Bracket, Mounting - Engine (LH)	21	526-0122	2	Washer, Flat
11	800-0081	2	Screw, Cap - Hex Head	22	800-2057	2	Screw, Cap - Hex Head (M8 x 20)

# Heat Exchanger



## Heat Exchanger

REF NO.	PART NO.	QTY USED	PART DESCRIPTION	REF NO.	PART NO.	QTY USED	PART DESCRIPTION
1	503-0429	4	Clamp, Hose 1-1/2"	16	870-0257	3	Nut, Self-Locking – Hex Washer Head (5/16-18)
	503-1137	1	2"	17	130-2559	1	Bracket, Mounting – Heat Exchanger
2	503-1058	1	Hose, Rubber – Upper	18	800-2084	1	Screw, Cap – Hex Head (M10 x 1-1/2 x 16MM)
3	503-0869	1	Hose, Rubber – Lower	19	850-2010	1	Washer, Lock – Spring (M10)
4	503-0492	1	Hose, Rubber	20	821-0018	3	Screw, Self-Locking – Hex Washer Head (1/4-20 x 1)
5	504-0019	1	Valve, Globe (1/2 NPT)	21	870-0212	3	Nut, Self-Locking – Hex Washer Head (1/4-20)
6	505-0100	1	Nipple, Pipe – Close (1/2 NPT x 1-1/8)	22	800-0051	1	Screw, Cap – Hex Head (3/8-16 x 1-1/4)
7	307-0833	1	Valve, Solenoid – 12 VDC (1/2 NPT)	23	850-0050	1	Washer, Lock – Spring (3/8)
8	505-0002	2	Nipple, Pipe (1/2 NPT x 1-1/2)	24	862-0003	1	Nut, Hex (3/8-16)
9	821-0018	4	Screw, Self-Locking – Hex Washer Head (1/4-20 x 1)	25	191-1576	1	Guard, Belt
10	870-0212	4	Nut, Self-Locking – Hex Washer Head (1/4-20)	26	309-0598	1	Valve, Saver – Water
11	130-2557	2	Band, Mounting	27	505-0013	1	Plug, Square Head
12	130-2556	1	Exchanger, Heat (Includes Parts Marked *)				
13	130-0661	1	*Cap, Heat Exchanger – 7PSI				
14	130-1341	1	*Pencil, Zinc (1/4 NPT)				
15	821-0016	3	Screw, Self-Locking – Hex Washer Head (5/16-18 x 5/8)				

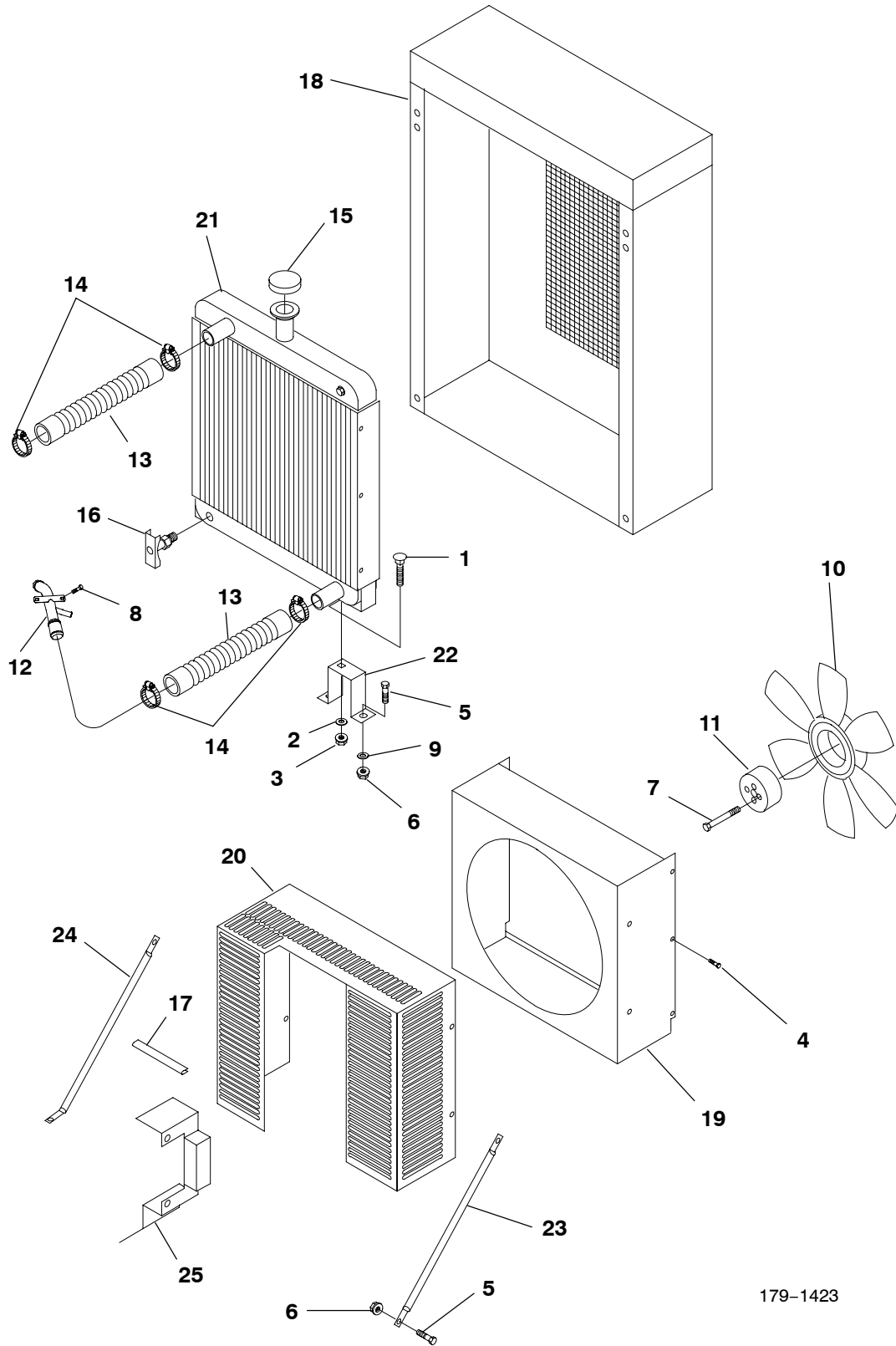
\* – Parts included with 130-2556 Heat Exchanger.



## Radiator (Spec A-F)

REF NO.	PART NO.	QTY USED	PART DESCRIPTION	REF NO.	PART NO.	QTY USED	PART DESCRIPTION
1	503-0429	4	Clamp, Hose	14			Shroud, Fan
2			Hose, Radiator		130-1797	1	Used through October 1988
	503-1058	1	Upper Used through October 1988		130-3553	1	Used Beginning November 1988
			(1-1/4 ID x 1-1/2 OD x 15-1/2)	15	504-0003	1	Cock, Drain (1/4 NPT)
	503-1684	1	Use Began November 1988	16	862-0003	2	Nut, Hex (3/8-16)
			(1-1/4 ID x 1-1/2 OD x 19-1/2)	17	850-0050	2	Washer, Lock - Spring (3/8)
	503-0869	1	Lower (1-1/2 ID x 20)	18	816-0152	2	Bolt, Carriage (3/8-16 x 2)
3	821-0014	5	Screw, Self-Locking - Hex Washer Head (5/16-18 x 1/2)	19	130-1788	1	Cap, Radiator
4	870-0257	1	Nut, Self-Locking - Hex Washer Head (5/16-18)	20			Radiator
5	130-1798	1	Brace		130-1551	1	Used through October 1988
6	130-1793	1	Brace		130-3552	1	Used Beginning November 1988
7	130-1805	1	Guard, Fan	21	821-0014	4	Screw, Self-Locking - Hex Washer Head (5/8-16 x 1-1/2)
8	511-0112	1	Belt, Drive	22	870-0257	4	Nut, Self-Locking - Hex Washer Head (5/8-16)
9			Screw, Cap - Hex Head	23	130-1782	2	Brace, Radiator (Used Through 1981)
	800-2071	4	M8 x 1-1/4 x 80MM (Used through 1986)	24	130-1783	2	Brace, Radiator (Used Beginning 1982)
	800-2072	4	M8 x 1-1/4 x 100MM (Used Beginning 1987)	25	821-0007	8	Screw, Self-Locking - Hex Washer Head (1/4-20 x 1/4) - Used through 1981
10			Fan	26	130-2029	1	Guard, Radiator (Used through 1981)
	130-1806	1	Used through 1986	27	821-0016	4	Screw, Self-Locking - Hex Washer Head (5/16-18 x 3/4)
	130-3079	1	Used Beginning 1987	28	870-0257	4	Nut, Self-Locking - Hex Washer Head (5/16-18)
11			Spacer	29	405-2941	1	Panel, Housing - Front (Used Through 1981)
	130-1792	1	Spec A	30	508-0210	1	Edging
	130-2253	1	Begin Spec B	31	517-0138-09	1	Plug, Hole
12			Pulley				
	512-0133	1	Spec A				
	512-0154	1	Begin Spec B				
13			Screw, Tapping - Hex Slotted Head				
	815-0181	6	#10-32 x 1/2 (Used through February 1989)				
	815-0194	6	#10-32 x 3/8 (Used beginning March 1989)				

# Radiator (Spec G)

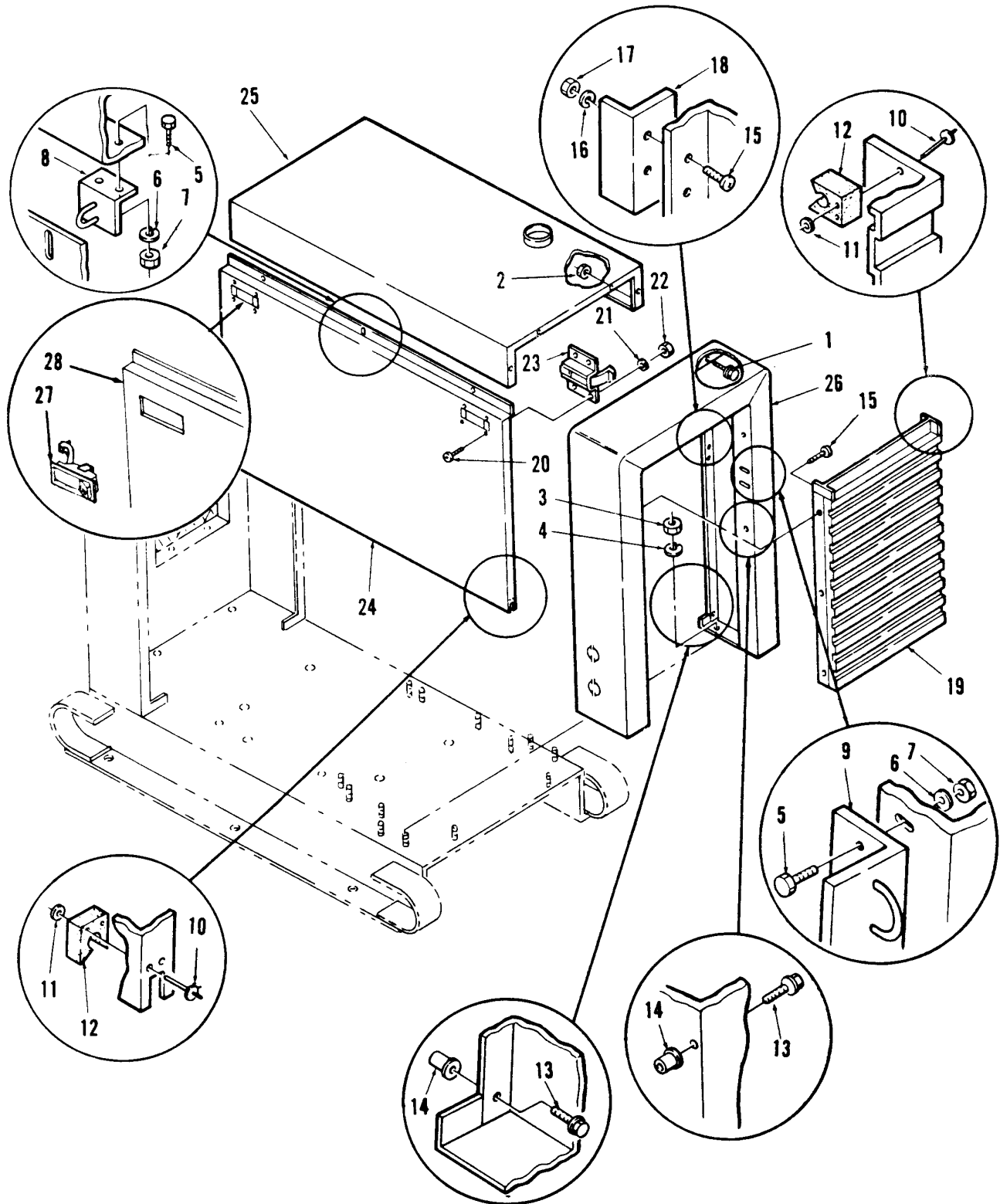


179-1423

## Radiator (Spec G)

REF NO.	PART NO.	QTY USED	PART DESCRIPTION	REF NO.	PART NO.	QTY USED	PART DESCRIPTION
1	816-0152	2	Bolt, Carriage	13	503-0869	2	Hose, Radiator
2	526-0141	2	Washer, Flat	14	503-0429	4	Clamp, Hose
3	870-0281	2	Nut, Self-Locking	15	130-1788	1	Cap, Radiator
4	815-0194	6	Screw, Thread Cutting - Hex Head	16	504-0003	1	Cock, Drain
5	821-5003-03	12	Screw, SEMS - Hex Head	17	508-0210	.5	Edging
6	870-0257	8	Nut, Self-Locking	18	405-5329	1	Housing, Front
7	800-2073	4	Screw, Cap - Hex Head (M8 x 110)	19	130-3553	1	Shroud, Fan
8	800-2034	2	Screw, Cap - Hex Head (M6 x 20)	20	130-4469	1	Guard, Belt Radiator
9	526-0174	1	Washer, Flat	21	130-3552	1	Radiator
10	130-3079	1	Fan	22	130-4448	2	Brace, Radiator
11	130-2253	1	Spacer, Fan	23	130-4446	1	Brace, Radiator
12	130-4415	1	Tube, Inlet	24	130-4447	1	Brace, Radiator
				25	191-2203	1	Guard, Belt - Alternator

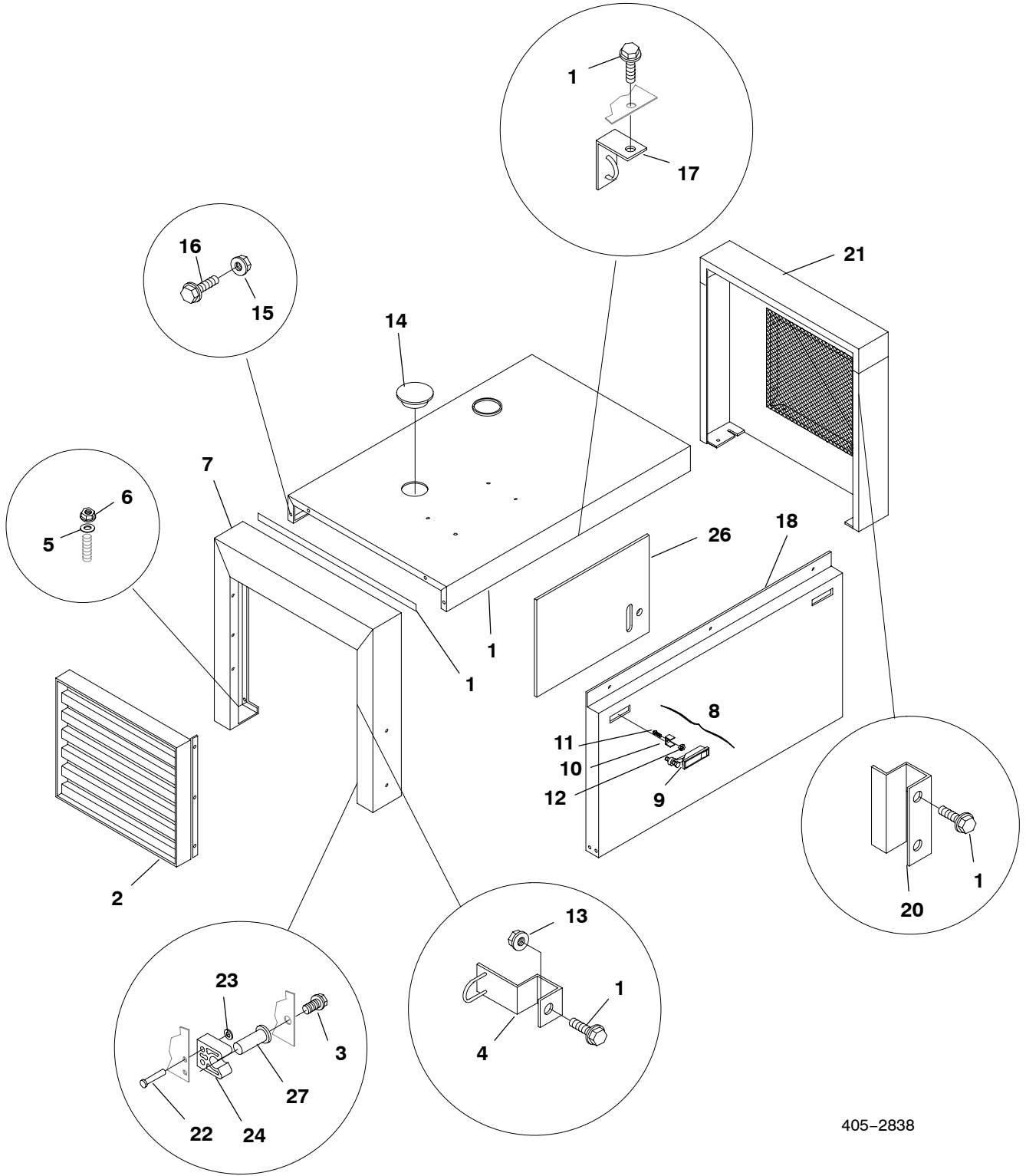
# Housing (Spec A-F)



## Housing (Spec A-F)

REF NO.	PART NO.	QTY USED	PART DESCRIPTION	REF NO.	PART NO.	QTY USED	PART DESCRIPTION
1	821-0011	8	Screw, Self-Locking – Hex Washer Head (1/4-20 x 7/8)	18	406-0493	4	Catch, Door
2	870-0212	8	Nut, Self-Locking – Hex Washer Head (1/4-20)	19	405-2704	1	Cover, Control (Does NOT Include Latches and Door Clips.)
3	862-0015	4	Nut, Hex (5/16-18)	20	812-0148	16	Screw, Machine – Round Head (1/4-20 x 1/2) Through June 1984
4	850-0045	4	Washer, Lock – Spring (5/16)				
5	800-0002	6	Screw, Cap – Hex Head (1/4-20 x 3/8)	21	850-0040	16	Washer, Lock – Spring (1/4) Through June 1984
6	850-0040	6	Washer, Lock – Spring (1/4)	22	862-0001	16	Nut, Hex (1/4-20) Through June 1984
7	870-0212	6	Nut, Self-Locking – Hex Washer Head (1/4-20)	23	406-0369	4	Latch, Door – Through June 1984
8	406-0490	1	Latch, U-Bolt Type	24	405-2804	2	Door, Housing – Through June 1984 (Does NOT Include Latches and Pivot Clips.)
9	406-0491	1	Latch, U-Bolt Type	25	405-2713	1	Panel, Housing – Top
10	818-0150	12	Rivet, Pin Drive	26	405-2808	1	Panel, Housing – Rear
11	526-0003	12	Washer, Flat (11/64 ID x 3/8 OD x 1/32 THK)	27	406-0561	4	Latch, Door – Begin July 1984
12	405-1872	6	Clip, Door – Plastic	28	405-3362	2	Door, Housing – Begin July 1984 (Does NOT Include Latches and Pivot Clips.)
13	821-0009	6	Screw, Self-Locking – Hex Washer Head (1/4-20 x 3/8)				
14	870-0258	6	Nut, Weld (Door Pivot Pin)				
15	812-0098	11	Screw, Machine – Round Head (#10-24 x 3/8)				
16	850-0030	8	Washer, Lock – Spring (#10)				
17	862-0011	8	Nut, Hex (#10-24)				

# Housing (Spec G)

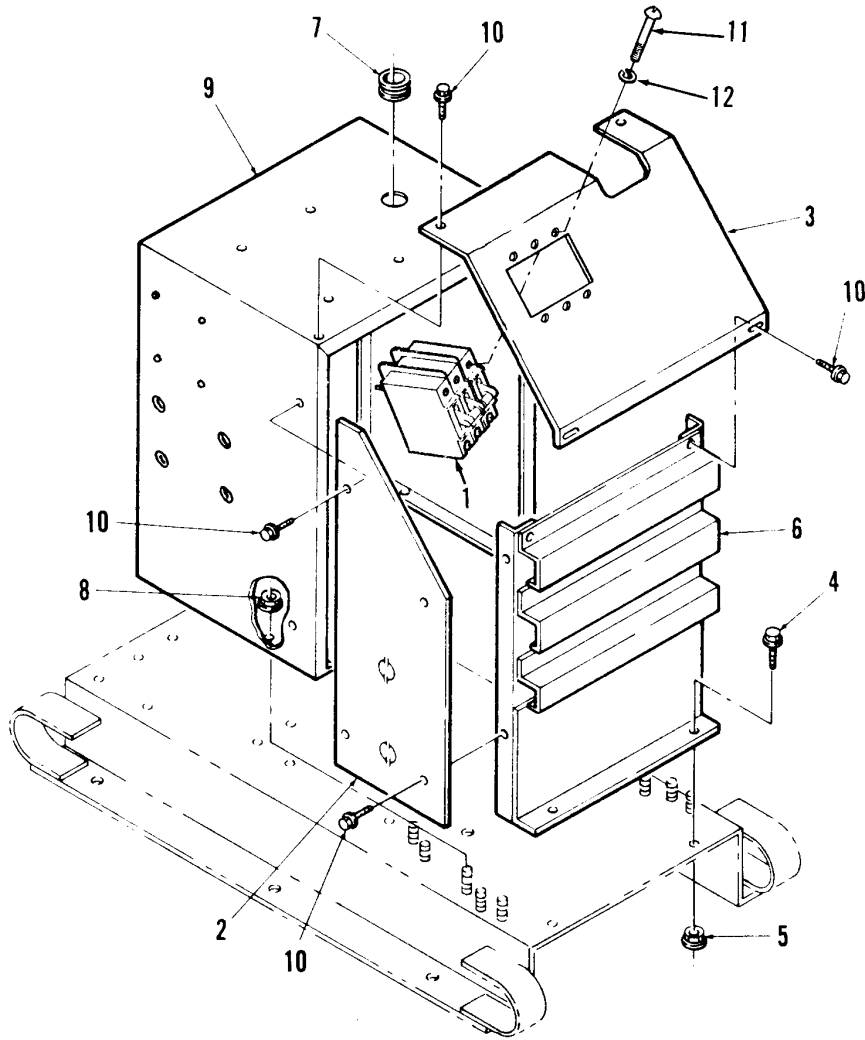


405-2838

## Housing (Spec G)

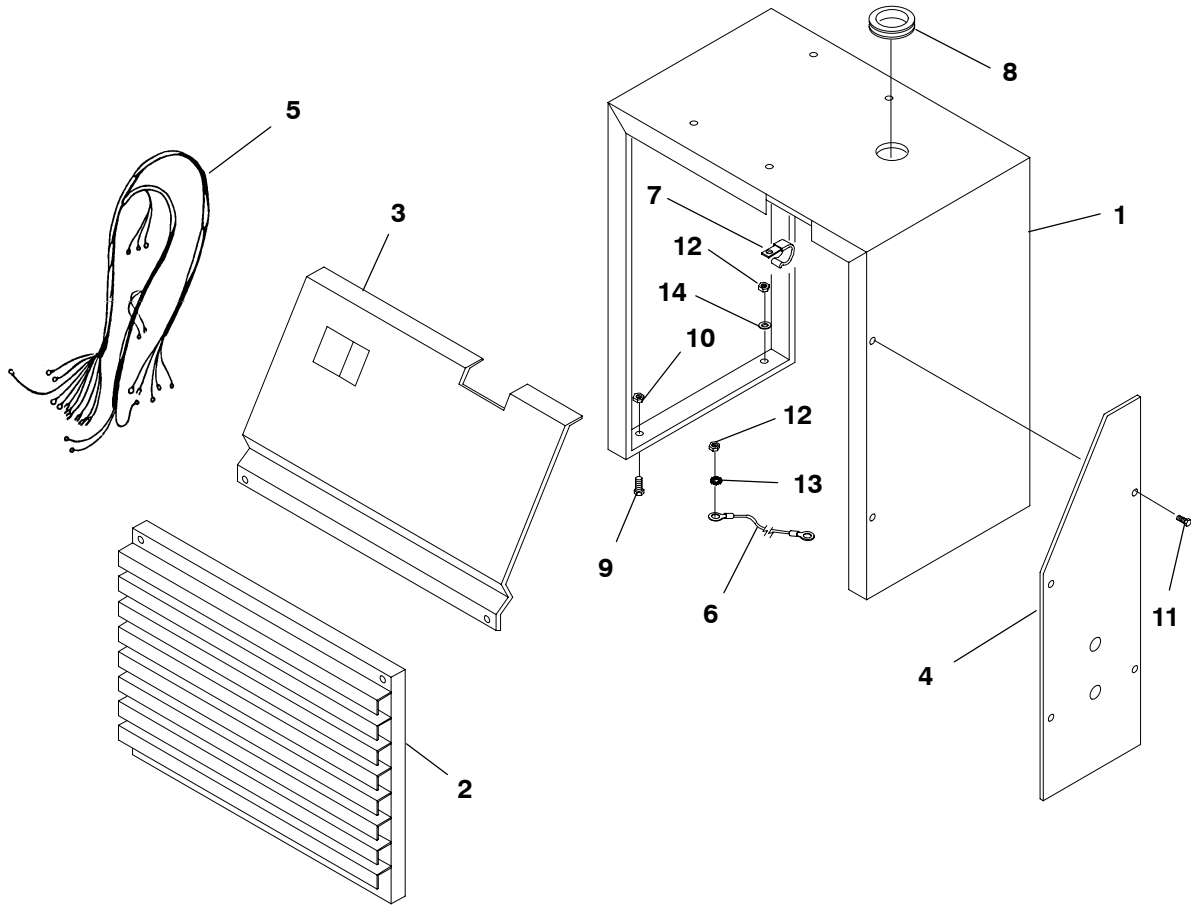
REF NO.	PART NO.	QTY USED	PART DESCRIPTION	REF NO.	PART NO.	QTY USED	PART DESCRIPTION
1	821-0005	16	Screw, Self-Locking - Flange Head (#10-32 x 1/2)	13	870-0131	2	Nut, Hex - W/ET (#10-32)
2	405-2704	1	Cover, Control	14	517-0245	1	Plug
3	821-0010	6	Screw, Locking (1/4-20 x 1/2)	15	870-0212	10	Nut, Lock (1/4-20)
4	406-0491	1	Latch	16	821-0011	8	Screw, Lock (1/4-20 x 7/8)
5	526-0029	4	Washer, Flat (5/16)	17	406-0490	2	Latch
6	870-0257	4	Nut, Locking (5/16-18)	18	405-3362	2	Door, Engine
7	405-2808	1	Housing, Rear	19	405-2713	1	Panel, Top
8	406-0561	4	Latch Assembly, Door (Includes parts marked *)	20	406-0493	4	Catch, Door
9	406-0615	1	*Latch	21	405-2941	1	Housing, Front
10	406-0614	1	*Bracket	22	818-0150	12	Rivet, Drive
11	812-0084	1	*Screw, Machine - Round Head (#8-32 x 1)	23	526-0003	12	Washer, Flat
12	870-0221	1	*Nut, KEPS (#8-32)	24	405-1872	6	Clip, Door
				25	895-0195	26"	Tape, Pressure Sensitive
				26	128-0198	1	Insulation, Foam
				27	870-0258	6	Nut, Weld - Stud

## Generator Housing (Spec A-F)



REF NO.	PART NO.	QTY USED	PART DESCRIPTION	REF NO.	PART NO.	QTY USED	PART DESCRIPTION
1			Breaker, Circuit	2	405-2915	2	Plate, Housing - Side
			Two Pole, 240 Volt	3	405-2916	1	Panel, Housing - Top
	320-0630-01	1	70 Amp	4	821-0020	2	Screw, Self-Locking - Hex Washer Head (5/16-18 x 7/8)
	320-0632-01	1	100 Amp	5	870-0257	2	Nut, Self-Locking - Hex Washer Head (5/16-18)
			Three Pole	6	405-2913	1	Grille, Housing
	320-0646	1	40 Amp	7	508-0144	1	Grommet
	320-0640-01	1	60 Amp	8	870-0257	4	Nut, Self-Locking - Hex Washer Head (5/16-18)
	320-0647-01	1	70 Amp	9	405-2912	1	Wrapper, Housing
	320-0641-01	1	75 Amp	10	821-0009	12	Screw, Self-Locking - Hex Washer Head (1/4-20 x 3/8)
	320-0700-01	1	80 Amp	11	812-0059	6	Screw, Machine - Round Head (#6-32 x 1/4)
	320-0642-01	1	90 Amp	12	850-0020	6	Washer, Lock - Spring (#6)
	320-0701-01	1	100 Amp				
			480 Volt				
	320-0643-01	1	30 Amp				
	320-0638-01	1	40 Amp				
	320-0645-01	1	50 Amp				
			600 Volt				
	320-1397	1	25 Amp				
	320-1398	1	30 Amp				
	320-1851-11	1	60 Amp				

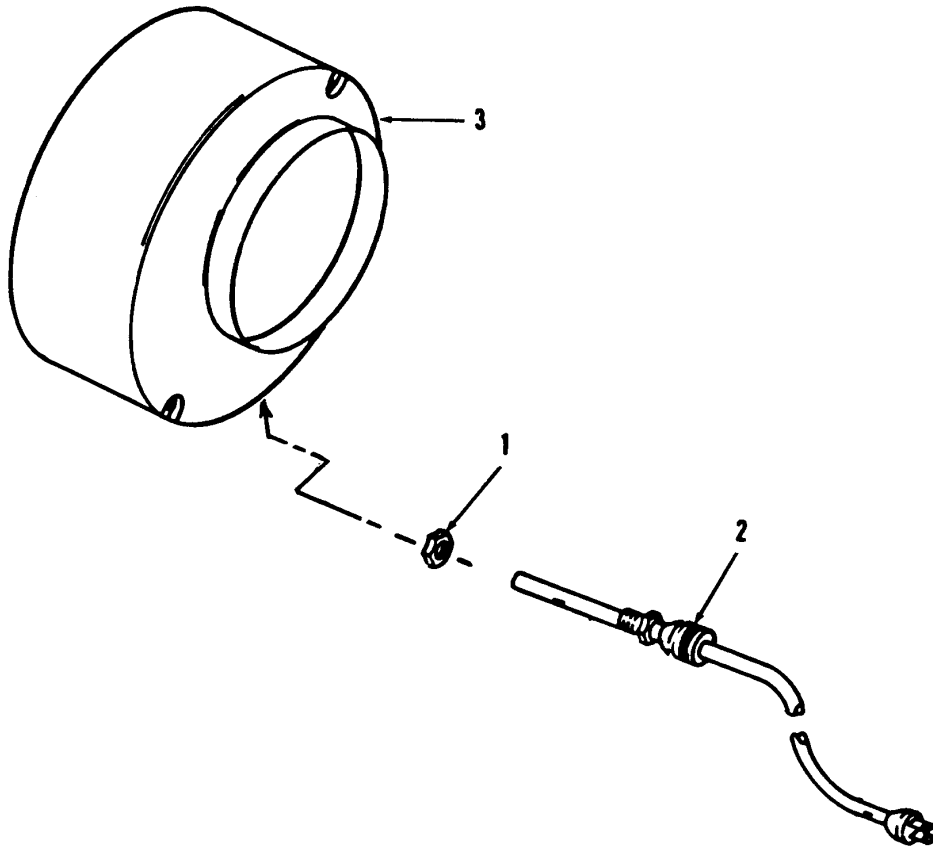
## Generator Housing (Spec G)



539-1672

REF NO.	PART NO.	QTY USED	PART DESCRIPTION	REF NO.	PART NO.	QTY USED	PART DESCRIPTION
1	405-5331	1	Wrapper, Housing	9	821-5003-01	6	Screw, Hex Head - SEMS (5/16 - 18 x 1/2)
2	405-2913	1	Grille, Housing	10	870-0257	8	Nut, Whizlock (5/16-18)
3	405-5332	1	Panel, Top	11	821-5002-03	12	Screw, Hex Head - SEMS (1/4-20 x 1/2)
4	405-5330	2	Plate, Side	12	870-0212	1	Nut, Whizlock (1/4-20)
5	338-1731	1	Harness, Wiring - Generator (AC)	13	856-0006	1	Washer, Lock - EIT
6	226-3317	1	Lead	14	526-0029	4	Washer, Flat (5/16)
7	332-1356	1	Clamp, Loop				
8	508-0001	1	Grommet				

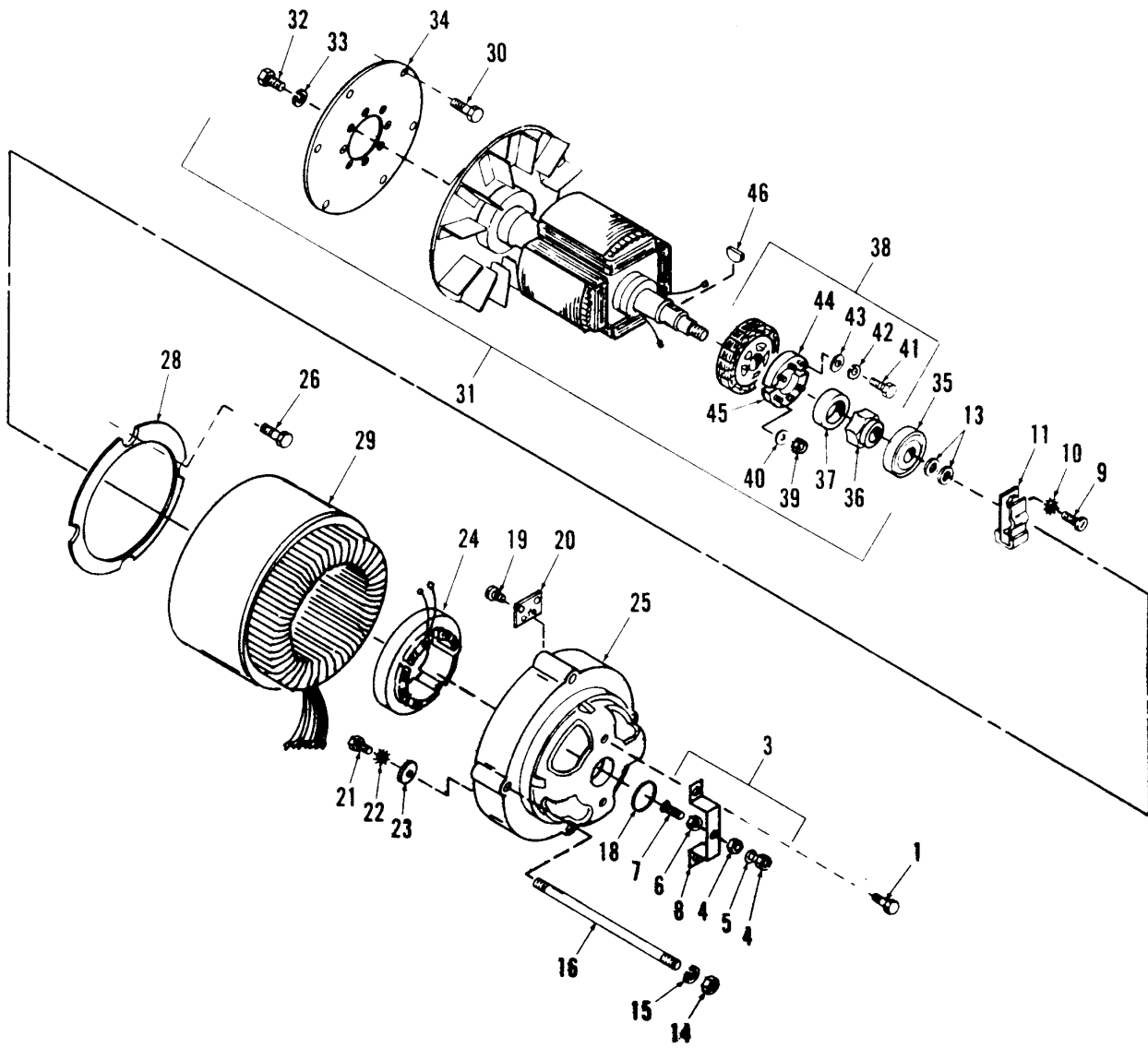
# Generator Heater



REF NO.	PART NO.	QTY USED	PART DESCRIPTION	REF NO.	PART NO.	QTY USED	PART DESCRIPTION
1	331-0041	2	Nut, Hex - Special	3	234-0691	1	Cover, Bell - End
2	333-0157	1	Heater, Electrical				



# Generator



## Generator

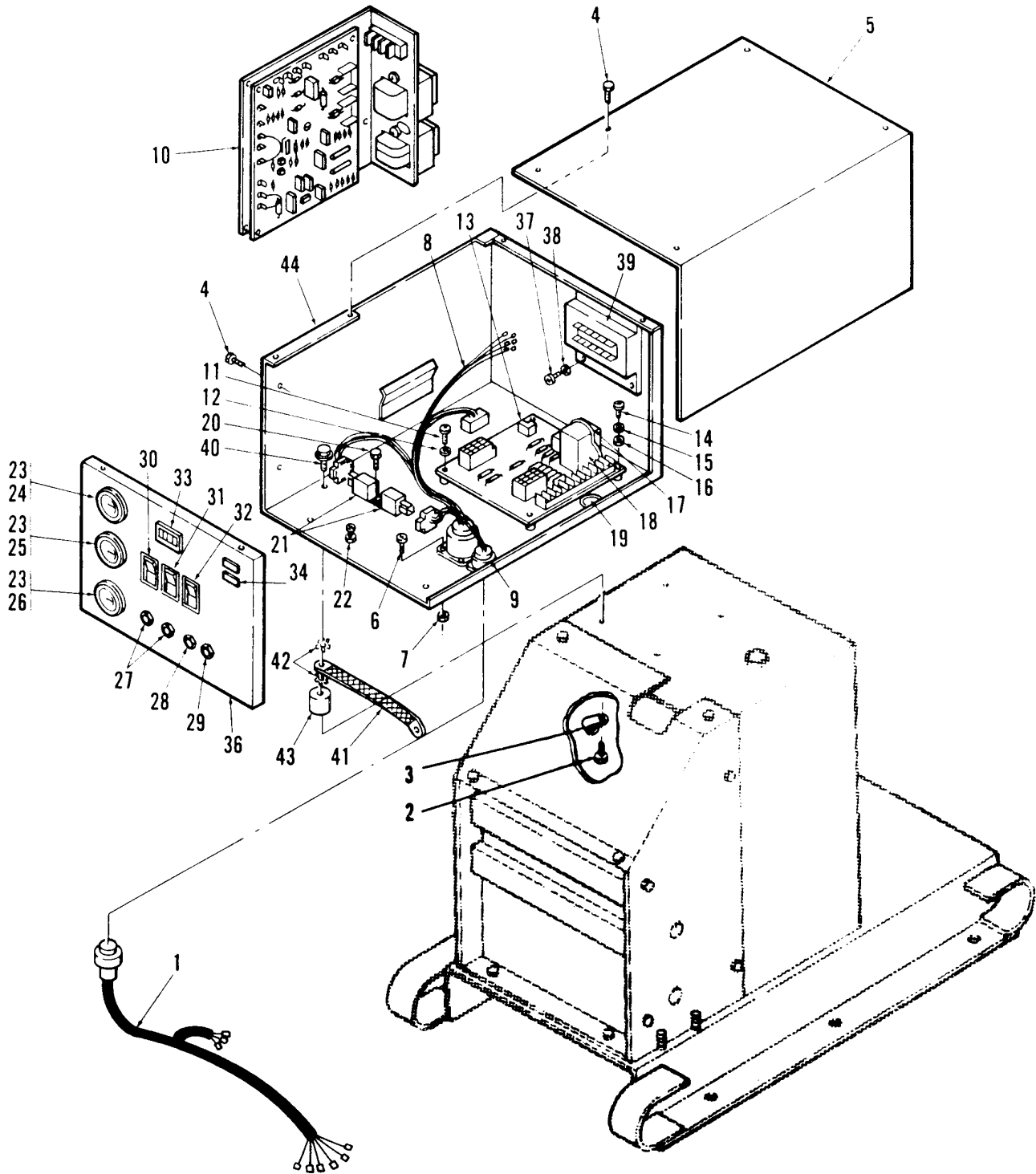
REF NO.	PART NO.	QTY USED	PART DESCRIPTION	REF NO.	PART NO.	QTY USED	PART DESCRIPTION
1	821-0010	2	Screw, Self-Locking – Hex Washer Head (1/4–20 x 1/2)	30	805-0015	6	Bolt, Hex Head – Slotted – Grade 8 (3/8–16 x 3/4)
3	150-1446	1	Point, Overspeed (Includes Parts Marked *)	31			Rotor, Generator (Includes Parts Marked +)
4	862-0001	2	*Nut, Hex (1/4–20)	201-2934	1		Standard (Voltage Codes 3, 53, 15, 515, 9XR)
5	853-0013	1	*Washer, Lock – ET (1/4)	201-3177	1		Standard Environmental Protected (Epoxy) (Voltage Codes 3, 53, 15, 515, 9XR)
6	870-0250	1	*Nut, Insulating (1/4)	201-2935	1		Extended Stack (Voltage Codes 15, 515)
7	150-0723	1	*Point, Contact	201-3178	1		Extended Stack Environmental Protected (Epoxy) (Voltage Codes 15, 515)
8	150-1445	1	*Bracket, Mounting	32	805-0015	6	+ Bolt, Hex Head – Slotted Grade 8 (3/8–16 x 3/4)
9	800-0051	1	Screw, Cap – Hex Head (3/8–16 x 1–1/4)	33	526-0029	6	+ Washer, Flat (25/64 ID x 7/8 OD x 1/16 THK)
10	856-0010	1	Washer, Lock – EIT (3/8)	34	232-2826	1	+ Disk, Drive
11	150-2563	1	Switch, Overspeed	35	510-0112	1	+ Bearing, Ball
13	526-0077	2	Washer, Flat (3/8)	36	870-0284	1	+ Nut, Self-Locking – Hex (1–1/8–12)
14	862-0011	4	Nut, Hex (3/8–16)	37	232-2398	1	+ Spacer, Sleeve
15	850-0050	4	Washer, Lock – Spring (3/8)	38			+ Rotor, Exciter (Includes Parts Marked @)
16	520-0799	4	Stud (3/8–16 x 11–1/8)	201-2151	1		Standard
18	509-0094	1	Seal, O-Ring	201-2299	1		Environmental Protected (Epoxy)
19	815-0194	2	Screw, Tapping – Hex Head W/ET (#10–32 x 3/8)	39	870-0131	6	@ Nut, Self-Locking – Hex W/ET (#10–32)
20	232-2418	1	Board, Terminal	40	526-0008	6	@ Washer, Flat (13/64 ID x 7/16 OD x 1/32 THK)
21	800-0004	2	Screw, Cap – Hex head (1/4–20 x 5/8)	41	813-0100	4	@ Screw, Machine – Round Head (#10–32 x 1/2)
22	853-0013	2	Washer, Lock – ET (1/4)	42	853-0008	4	@ Washer, Lock – ET (#10)
23	526-0260	2	Washer, Flat (9/32 ID x 101/4 OD x 9/64 THK)	43	526-0008	4	@ Washer, Flat (13/64 ID x 7/16 OD x 1/32 THK)
24			Stator, Exciter	44	358-0069	1	@ Rectifier, Positive
	220-2009	1	Standard	45	358-0070	1	@ Rectifier, Negative
	220-2308	1	Environmental Protected (Epoxy)	46	515-0094	1	+ Key, Woodruff
25	211-0256	1	Bell, End – Generator				
26	821-0010	4	Screw, Self-Locking – Hex Washer Head (1/4–20 x 1/2)				
28	234-0519	1	Baffle, Air				
29			Stator, Generator				
	220-3691	1	Single Phase (Voltage Codes 3, 53)				
	220-3652	1	Single Phase Environmental Protected (Epoxy) (Voltage Codes 3, 53)				
	220-3685	1	Three Phase (Voltage Codes 15, 515)				
	220-3946	1	Three Phase Environmental Protected (Epoxy) (Voltage Codes 15, 515)				
	220-3686	1	Three Phase Extended Stack (Voltage Codes 15, 515)				
	220-3947	1	Three Phase Extended Stack Environmental Protected (Epoxy) (Voltage Codes 15, 515)				
	220-3687	1	Three Phase (Voltage Code 9XR Only)				

\* – Parts included in 150-1446 Overspeed Point

+ – Parts included in Generator Rotor

@ – Parts included in Exciter Rotor

**Set Control  
Single Fault Light  
(Spec A)**

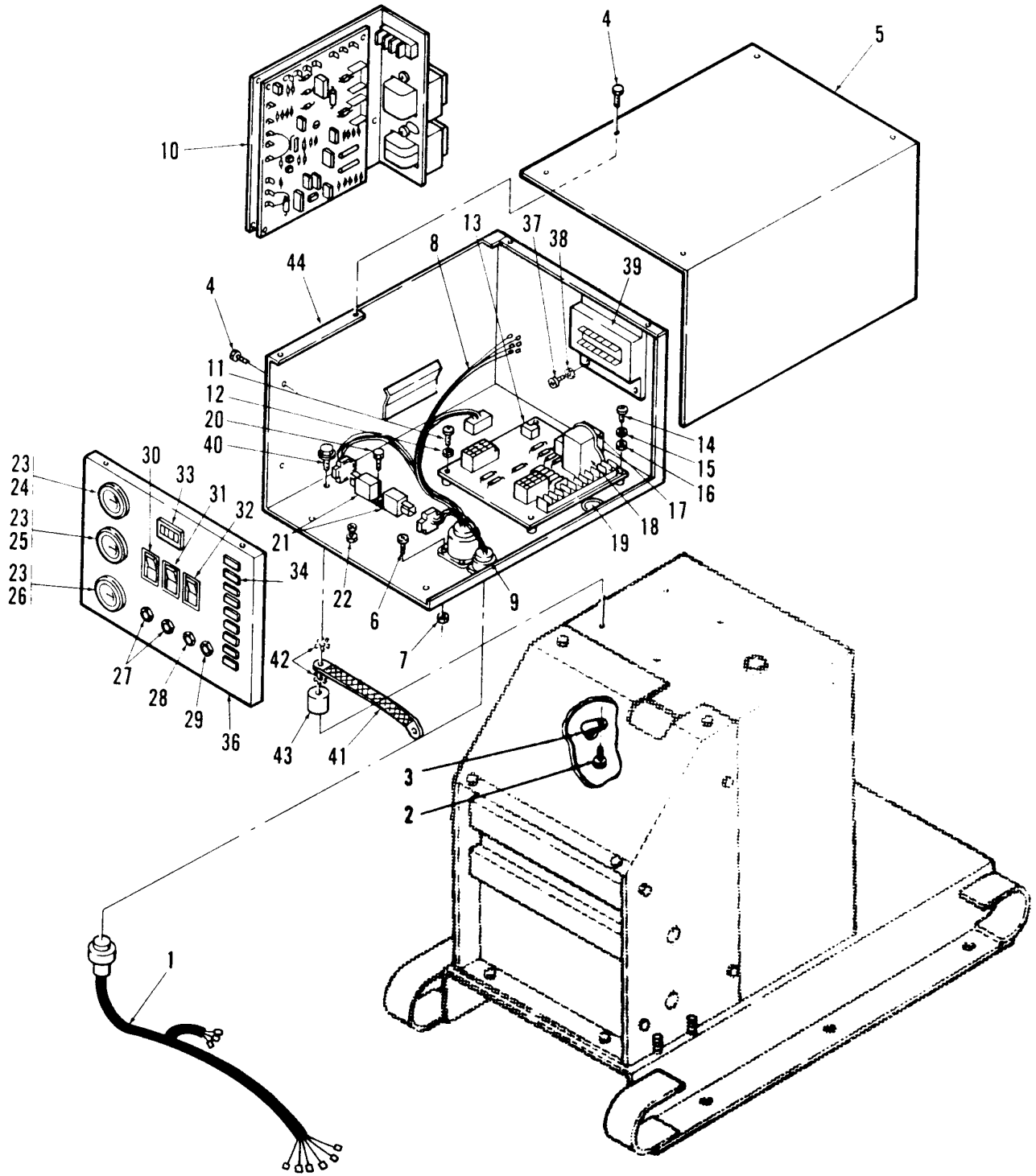


## Set Control Single Fault Light (Spec A)

REF NO.	PART NO.	QTY USED	PART DESCRIPTION	REF NO.	PART NO.	QTY USED	PART DESCRIPTION
1	338-1578	1	Harness, Wiring – Control to Generator	23	322-0308	3	Lamp, Incandescent (DS10, DS11, DS12)
2	821-0014	4	Screw, Self-Locking – Hex Washer Head (5/16-18 x 1/2)	24	193-0319	1	Gauge, Temperature – Water (M3)
3	332-1356	1	Clamp, Loop	25	193-0320	1	Gauge, Pressure – Oil (M2)
4	821-0004	9	Screw, Self-Locking – Hex Washer Head (#10-32 x 5/16)	26	302-1402	1	Ammeter – DC (M1)
5	301-5150	1	Cover, Control	27	320-0530	2	Breaker, Circuit – 5 Amp 120/250 VAC (CB1, CB2)
6	812-0063	8	Screw, Machine – Round Head (#6-32 x 1/2)	28	320-0540	1	Breaker, Circuit – 15 Amp 120/250 VAC (CB13)
7	870-0183	8	Nut, Hex W/ET (#6-32)	29	320-0505	1	Breaker, Circuit – 3 Amp 120/250 VAC (CB21)
8	338-1506	1	Harness, Wiring – Control – DC	30	308-0531	1	Switch, Push – SPDT (S10)
9	338-1459	1	Harness, Wiring – Control – AC	31	301-6257	1	Switch, Push or Switch Blank Blank
10			Regulator Assembly – Voltage (VRA21) (See separate page for Components)		308-0624	1	SPDT – Used on Dual Fuel Systems (S11)
	305-0583	1	Standard				
	305-0705	1	Switching	32	308-0532	1	Switch, Push – SPST (S12)
11	812-0061	4	Screw, Machine – Round Head (#6-32 x 3/8)	33	302-0885	1	Meter, Time Totalizing (M4)
12	850-0020	4	Washer, Lock – Spring (#6)	34			Light, Indicator – 14 VDC Green – Run (DS2)
13	300-2510	1	Monitor, Engine (A11) (Includes Parts Marked *)		322-0238	1	Red – Fault (DS1)
14	812-0061	2	Screw, Machine – Round Head (#6-32 x 3/8)		322-0128	1	Panel, Control
15	854-0006	2	Washer, Lock – IT (#6)	36	301-6582	1	Screw, Machine – Truss Head (#10-32 x 1/2)
16	860-0006	2	Nut, Hex (#6-32)	37	815-0027	4	Washer, Lock – EIT (#10)
17	307-1157	1	*Spring, Holddown – Relay	38	856-0003	4	Control Unit – Governor – 12 VDC (A12)
18	307-1687	1	*Relay (A11K1)	39	151-0565	1	Screw, Self Locking – Hex Washer Head (5/16-18 x 1/2)
19	508-0144	1	Grommet	40	821-0014	4	Strap, Ground
20	821-0004	1	Screw, Self-Locking – Hex Washer Head (#10-32 x 5/16)	41	337-0049	1	Washer, Lock – EIT (5/16)
21	307-1886	2	Relay (K4, K11)	42	856-0008	2	Dampener, Vibration
22			Terminal, Ground (Includes Parts Marked #)	43	402-0078	4	Box, Control
	815-0105	1	# Screw, Machine – Round Head – Brass (#10-32 x 1)	44	301-6230	1	
	871-0010	2	# Nut, Hex – Brass (#10-32)				
	851-0001	1	# Washer, Lock – Spring – Brass (#10)				
	856-0003	2	# Washer, Lock – EIT (#10)				
	526-0062	2	# Washer, Flat – Brass (#10)				

\* – Parts included in Engine Monitor Assembly  
# – Parts included in Ground Terminal Assembly

Set Control  
Multi Fault Light  
(Spec A)

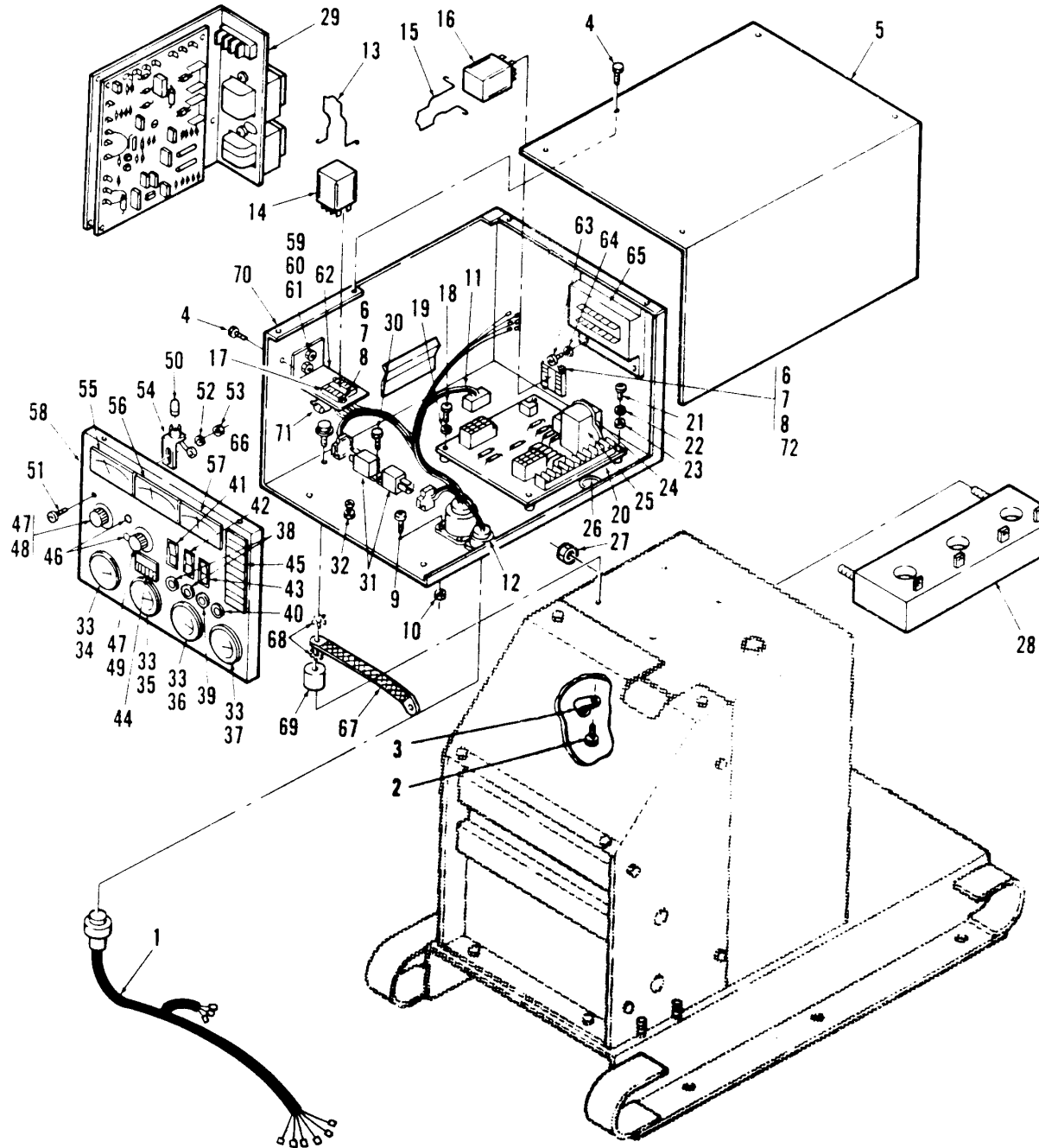


## Set Control Multi Fault Light (Spec A)

REF NO.	PART NO.	QTY USED	PART DESCRIPTION	REF NO.	PART NO.	QTY USED	PART DESCRIPTION
1	338-1578	1	Harness, Wiring – Control to Generator	25	193-0320	1	Gauge, Pressure – Oil (M2)
2	821-0014	4	Screw, Self-Locking – Hex Washer Head (5/16-18 x 1/2)	26	302-1402	1	Ammeter – DC (M1)
3	332-1356	1	Clamp, Loop	27	320-0530	2	Breaker, Circuit – 5 Amp 120/250 VAC (CB1, CB2)
4	821-0004	9	Screw, Self-Locking – Hex Washer Head (#10-32 x 5/16)	28	320-0540	1	Breaker, Circuit – 15 Amp 120/250 VAC (CB13)
5	301-5150	1	Cover, Control	29	320-0505	1	Breaker, Circuit – 3 Amp 120/250 VAC (CB21)
6	812-0063	8	Screw, Machine – Round Head (#6-32 x 1/2)	30	308-0531	1	Switch, Push – SPDT (S10)
7	870-0183	8	Nut, Hex W/ET (#6-32)	31	301-6257	1	Switch, Push or Switch Blank Blank
8	338-1448	1	Harness, Wiring – Control – DC		308-0624	1	SPDT – Used on Dual Fuel Systems (S11)
9	338-1459	1	Harness, Wiring – Control – AC	32	308-0532	1	Switch, Push – SPST (S12)
10			Regulator Assembly – Voltage (VRA21) (See separate page for Components)	33	302-0885	1	Meter, Time Totalizing (M4)
	305-0583	1	Standard	34			Light, Indicator – 14 VDC
	305-0705	1	Switching		322-0238	1	Green – Run (DS2)
11	812-0061	4	Screw, Machine – Round Head (#6-32 x 3/8)		322-0240	1	Amber – Pre Hi Eng Temp (DS3)
12	850-0020	4	Washer, Lock – Spring (#6)		322-0241	1	Amber – Pre Lo Oil Press (DS2)
13	300-2453-04	1	Monitor, Engine (A11) (Includes Parts Marked *)		322-0110	1	Red – Lo Eng Temp (DS6)
14	812-0061	2	Screw, Machine – Round Head (#6-32 x 3/8)		322-0109	1	Red – Hi Eng Temp (DS5)
15	854-0006	2	Washer, Lock – IT (#6)		322-0111	1	Red – Overspeed (DS7)
16	860-0006	2	Nut, Hex (#6-32)		322-0107	1	Red – Overcrank (DS8)
17	307-1157	1	*Spring, Holddown – Relay		322-0108	1	Red – Lo Oil Press (DS9)
18	307-1687	1	*Relay (A11K1)	36	301-5149	1	Panel, Control
19	508-0144	1	Grommet	37	815-0027	4	Screw, Machine – Truss Head (#10-32 x 1/2)
20	821-0004	1	Screw, Self-Locking – Hex Washer Head (#10-32 x 5/16)	38	856-0003	4	Washer, Lock – EIT (#10)
21	307-1886	2	Relay (K4, K11)	39	151-0565	1	Control Unit – Governor – 12 VDC (A12)
22			Terminal, Ground (Includes Parts Marked #)	40	821-0014	4	Screw, Self Locking – Hex Washer Head (5/16-18 x 1/2)
	815-0105	1	# Screw, Machine – Round Head – Brass (#10-32 x 1)	41	337-0049	1	Strap, Ground
	871-0010	2	# Nut, Hex – Brass (#10-32)	42	856-0008	2	Washer, Lock – EIT (5/16)
	851-0001	1	# Washer, Lock – Spring – Brass (#10)	43	402-0078	4	Dampener, Vibration
	856-0003	2	# Washer, Lock – EIT (#10)	44	301-6230	1	Box, Control
	526-0062	2	# Washer, Flat – Brass (#10)				
23	322-0308	3	Lamp, Incandescent (DS10, DS11, DS12)				
24	193-0319	1	Gauge, Temperature – Water (M3)				

\* – Parts included in Engine Monitor Assembly  
# – Parts included in Ground Terminal Assembly

# Set Control Multi Fault Light & AC Meters (Spec A)



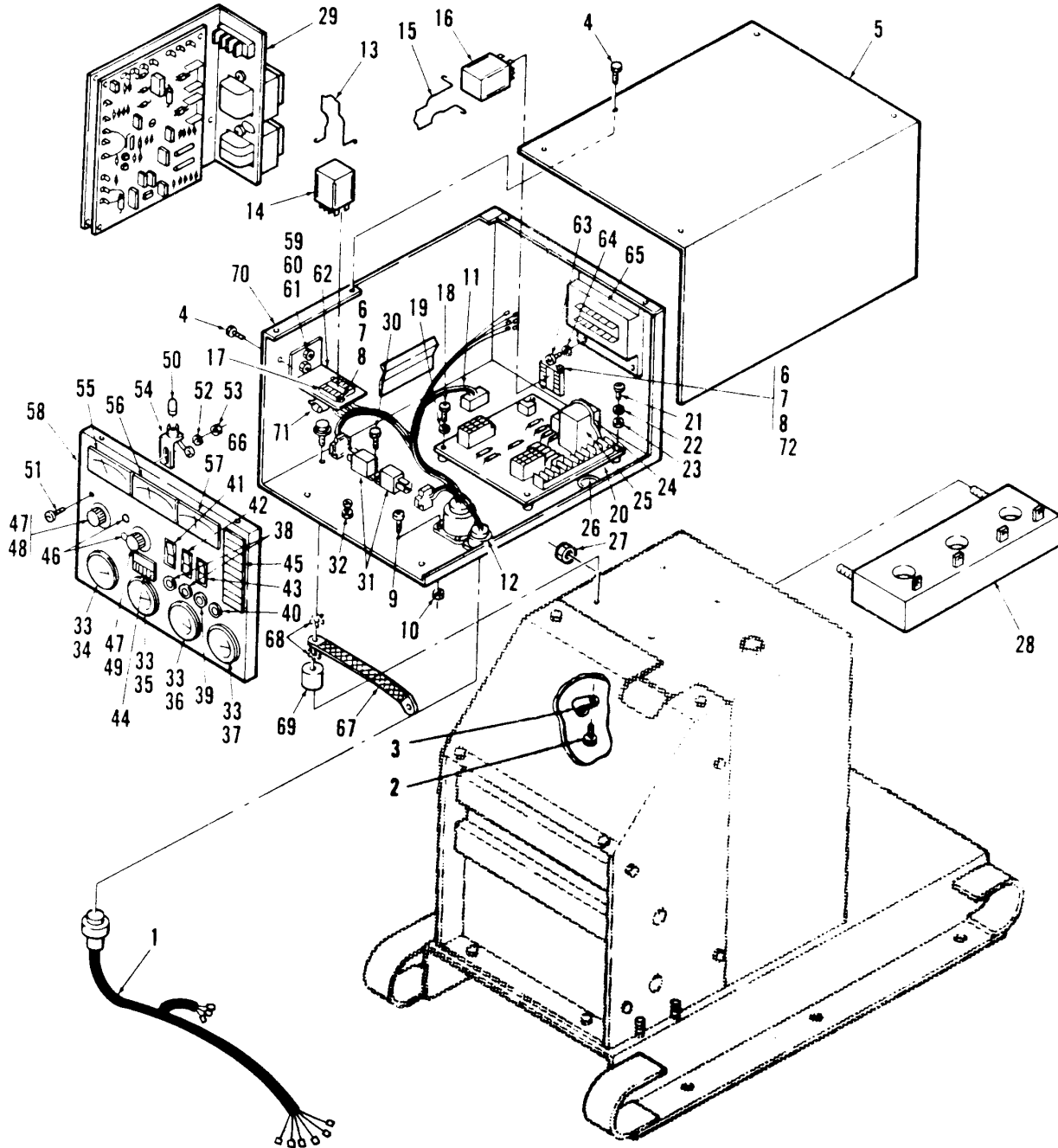
**Set Control  
Multi Fault Light & AC Meters  
(Spec A)**

REF NO.	PART NO.	QTY USED	PART DESCRIPTION	REF NO.	PART NO.	QTY USED	PART DESCRIPTION
1	338-1578	1	Harness, Wiring – Control to Generator	32			Terminal, Ground (Includes Parts Marked @)
2	821-0014	4	Screw, Self-Locking – Hex Washer Head (5/16-18 x 1/2)	815-0105	1	@	Screw, Machine – Round Head – Brass (#10-32 x 1)
3	332-1356	1	Clamp, Loop	871-0010	2	@	Nut, Hex – Brass (#10-32)
4	821-0004	9	Screw, Self-Locking – Hex Washer Head (#10-32 x 5/16)	851-0001	1	@	Washer, Lock – Spring – Brass (#10)
5	301-5150	1	Cover, Control	856-0003	2	@	Washer, Lock –EIT (#10)
6	812-0077	8	Screw, Machine – Round Head (#8-32 x 3/8)	526-0062	2	@	Washer, Flat – Brass (#10)
7	856-0002	4	Washer, Lock – EIT (#8)	33 322-0308	3		Lamp, Incandescent (DS10, DS11, DS12)
8	860-0008	4	Nut, Hex (#8-32)	34 193-0319	1		Gauge, Temperature – Water (M3)
9	812-0063	8	Screw, Machine – Round Head (#6-32 x 1/2)	35 193-0320	1		Gauge, Pressure – Oil (M2)
10	870-0183	8	Nut, Hex W/ET (#6-32)	36 302-1402	1		Ammeter – DC (M1)
11	338-1577	1	Harness, Wiring – Control – DC	37			Gauge/Meter (M5)
12			Harness, Wiring – Control – AC (Includes Parts Marked *)				Gauge, Temperature – Oil Tachometer
	338-1460-01	1	Single Phase Sets	38 320-0530	2		Breaker, Circuit – 5 Amp 120/240 VAC (CB1, CB2)
	338-1460-02	1	Three Phase Sets				
13	307-1157	1	Spring, Holddown – Relay	39 320-0540	1		Breaker, Circuit – 15 Amp 120/250 VAC (CB13)
14	307-1061	1	Relay, Selection – Voltage (K21) ( Used only on Three Phase Sets)	40 320-0505	1		Breaker, Circuit – 3 Amp 120/250 VAC (CB21)
15	307-1157	1	Spring, Holddown – Relay	41 308-0531	1		Switch, Push – SPDT (S10)
16	307-1058	1	Relay, Run (K12)	42			Switch, Push or Switch Blank
17	323-0765	1	*Socket, Relay (Less Terminals)				Blank
	332-1280	6	Terminal (Relay Pin Sockets)	301-6257	1		SPDT – Used on Dual Fuel Systems
18	812-0061	4	Screw, Machine – Round Head (#6-32 x 3/8)	308-0624	1		Switch, Push – SPDT (S12)
19	850-0020	4	Washer, Lock – Spring (#6)	43 308-0532	1		Meter, Time Totalizing (M4)
20	300-2453-04	1	Monitor, Engine (A11) (Includes Parts Marked #)	44 302-0885	1		Light, Indicator
21	812-0061	2	Screw, Machine – Round Head (#6-32 x 3/8)	45			Green – Run (DS1)
22	854-0006	2	Washer, Lock – IT (#6)				Amber – Pre Hi Eng Temp (DS3)
23	860-0006	2	Nut, Hex (#6-32)	322-0238	1		Amber – Pre Lo Oil Press (DS2)
24	307-1157	1	#Spring, Holddown – Relay	322-0241	1		Red – Lo Eng Temp (DS6)
25	307-1687	1	#Relay (A11K1)	322-0110	1		Red – Hi Eng Temp (DS5)
26	508-0144	1	Grommet	322-0109	1		Red – Overspeed (DS7)
27	870-0257	2	Nut, Self-Locking – Hex Washer Head (5/16-18)	322-0111	1		Red – Overcrank (DS8)
28			Transformer, Current	322-0107	1		Red – Lo Oil Press (DS9)
	302-1416	1	Single Phase Sets – Code 3	322-0108	1		Light, Indicator – 3W 125 VAC (DS21, DS22)
	302-1417	1	Three Phase Sets – Code 15	46 322-0211	2		Knob
	302-1755	1	Code 9XR	47 303-0032	2		Switch, Selector (S21)
29			Regulator, Voltage (VRA21) (See Separate Page for Components)	48 308-0284	1		Rheostat (R23)
	305-0583	1	Standard	49 303-0170	1		Lamp, Incandescent
	305-0705	1	Switching	50 322-0203	2		
30	821-0004	1	Screw, Self-Locking – Hex Washer Head (#10-32 x 5/16)				
31	307-1886	2	Relay (K4, K11)				

\* – Parts included in AC Control Wiring Harness  
# – Parts included in Engine Monitor  
@ – Parts included in Ground Terminal

**Continued...**

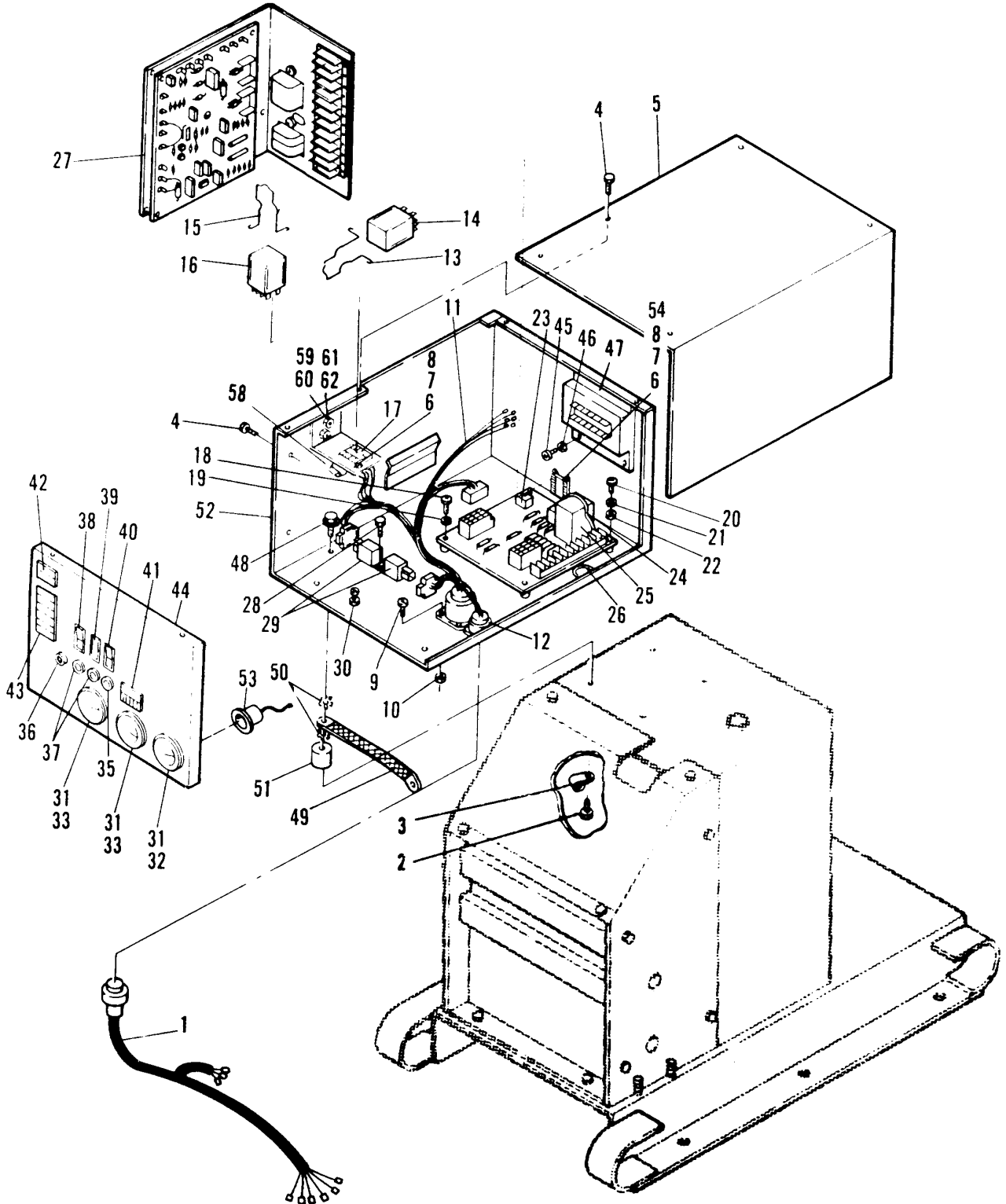
**Set Control  
Multi Fault Light & AC Meters  
(Spec A)  
(Continued)**



**Set Control  
Multi Fault Light & AC Meters  
(Spec A)  
(Continued)**

REF NO.	PART NO.	QTY USED	PART DESCRIPTION	REF NO.	PART NO.	QTY USED	PART DESCRIPTION
51	812-0029	2	Screw, Machine – Round Head (#4-40 x 3/8)	62	301-3244	1	Bracket, Mounting – Relay (Used on Three Phase Sets Only)
52	853-0001	4	Washer, Lock – ET (#4)	63	815-0027	4	Screw, Machine – Truss Head (#10-32 x 1/2)
53	860-0003	2	Nut, Hex (#4-40)	64	856-0003	4	Washer, Lock – EIT (#10)
54	322-0213	2	Lampholder	65	151-0565	1	Control Unit, Governor – 12 VDC (A12)
55	302-1176	1	Ammeter, AC (M23) Single Phase Sets – Code 3	66	821-0014	4	Screw, Self-Locking – Hex Washer Head (5/16-18 x 1/2)
	302-1147	1	Three Phase Sets – Code 15	67	337-0049	1	Strap, Ground
	302-1754	1	Code 9XR	68	856-0008	2	Washer, Lock – EIT (5/16)
56	302-1148	1	Voltmeter, AC (M22) Code 3, 15	69	402-0078	4	Dampener, Vibration
	302-1753	1	Code 9XR	70	301-6230	1	Box, Control
57	302-1153	1	Meter, Frequency (M21) 60 Hertz	71	350-0556	1	*Resistor (R22)
	302-1273	1	50 Hertz	72	332-0804	1	Socket, Relay
58	301-6852-01	1	Panel, Control With Three Round Gauge Holes				
	301-6852-02	1	With Four Round Gauge Holes				
59	812-0077	2	Screw, Machine – Round Head (#8-32 x 3/8)				* – Parts included in AC Control Wiring Harness
60	856-0002	2	Washer, Lock – EIT (#8)				# – Parts included in Engine Monitor
61	860-0008	2	Nut, Hex (#8-32)				@ – Parts included in Ground Terminal

**Set Control  
Single Fault Light  
(Begin Spec B)**



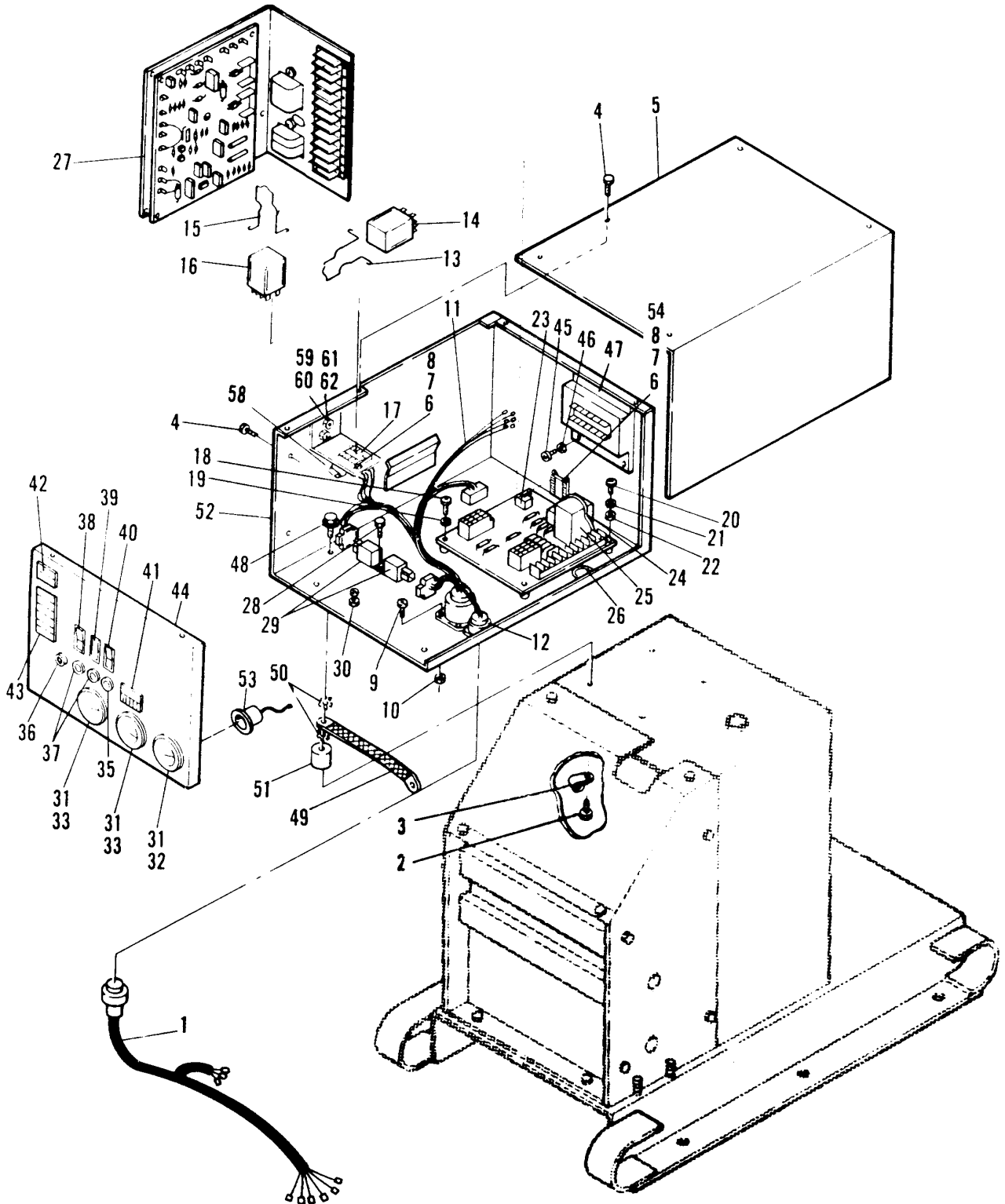
**Set Control  
Single Fault Light  
(Begin Spec B)**

REF NO.	PART NO.	QTY USED	PART DESCRIPTION	REF NO.	PART NO.	QTY USED	PART DESCRIPTION
1	338-1731	1	Harness, Wiring – Control to Generator	26	508-0144	1	Grommet
2	821-0014	4	Screw, Self-Locking – Hex Washer Head (5/16-18 x 1/2)	27			Regulator, Voltage (VRA21) (See Separate Page for Components)
3	332-1356	1	Clamp, Loop		305-0704	1	Standard
4	821-0004	9	Screw, Self-Locking – Hex Washer Head (#10-32 x 5/16)		305-0705	1	Switching
5	301-5150	1	Cover, Control	28	821-0004	1	Screw, Self-Locking – Hex Washer Head (#10-32 x 5/16)
6	812-0077	4	Screw, Machine – Round Head (#8-32 x 3/8)	29	307-1886	2	Relay (K4, K5)
7	856-0002	2	Washer, Lock – EIT (#8)	30			Terminal, Ground (Includes Parts Marked #)
8	860-0008	4	Nut, Hex (#8-32)		815-0105	1	# Screw, Machine – Round Head (#10-32 x 1)
9	812-0063	8	Screw, Machine – Round Head (#6-32 x 1/2)		871-0010	2	# Nut, Hex – Brass (#10-32)
10	870-0183	8	Nut, Hex W/ET (#6-32)		851-0001	1	# Washer, Lock – Spring – Brass (#10)
11			Harness, Wiring – Control – DC Meters		856-0003	2	# Washer, Lock – EIT (#10)
	338-1643-01	1	Meters (Spec C)		526-0062	2	# Washer, Flat – Brass (#10)
	338-2777-02	1	Meters (Spec E)	31	322-0308	3	Lamp, Incandescent (DS10, DS11, DS12)
	338-1644	1	Switches				
	338-1646	1	Lights	32	193-0319	1	Gauge, Temperature – Water (M3)
12			Harness, Wiring – Control – AC (Includes Parts Marked @)	33	193-0320	1	Gauge, Pressure – Oil (M2)
	338-1642-02	1	Single Phase Sets	34	302-1402	1	Ammeter, DC (M1)
	338-1642-03	1	Three Phase Sets	35	320-0505	1	Breaker, Circuit – 3 Amp 120/250 VAC (CB3)
	338-1642-04	1	Code 9XR Sets Only				
13	307-1157	1	Spring, Holddown – Relay	36	320-0540	1	Breaker, Circuit – 15 Amp 120/250 VAC (CB13)
14	307-1143	1	Relay, Start (K11)	37	320-1920	2	Breaker, Circuit – 7 Amp 120/250 VAC (CB1, CB2)
15	307-1157	1	Spring, Holddown – Relay				
16	307-1058	1	Relay, Run (K12)	38	308-0531	1	Switch, Push – SPDT (S10)
17	323-0765	1	@ Socket, Relay (Less Terminals)	39			Switch, Push or Blank Switch
	332-1280	6	Terminal (Relay Pin Sockets)		301-6257	1	Blank
18	812-0061	4	Screw, Machine – Round Head (#6-32 x 3/8)		308-0624	1	SPDT – Used on Dual Fuel Systems (S11)
19	850-0020	4	Washer, Lock – Spring (#6)				
20	812-0061	2	Screw, Machine – Round Head (#6-32 x 3/8)				
21	854-0006	2	Washer, Lock – IT (#6)				
22	860-0006	2	Nut, Hex (#6-32)				
23	300-2510	1	Monitor, Engine (A11) (Includes Parts Marked *)				
24	307-1157	1	*Spring, Holddown – Relay				
25	307-1687	1	*Relay (A11K1)				

\* – Parts Included in Engine Monitor  
# – Parts Included in Ground Terminal  
@ – Parts Included in AC Control Wiring Harness

**Continued...**

Set Control  
Single Fault Light  
(Begin Spec B)  
(Continued)

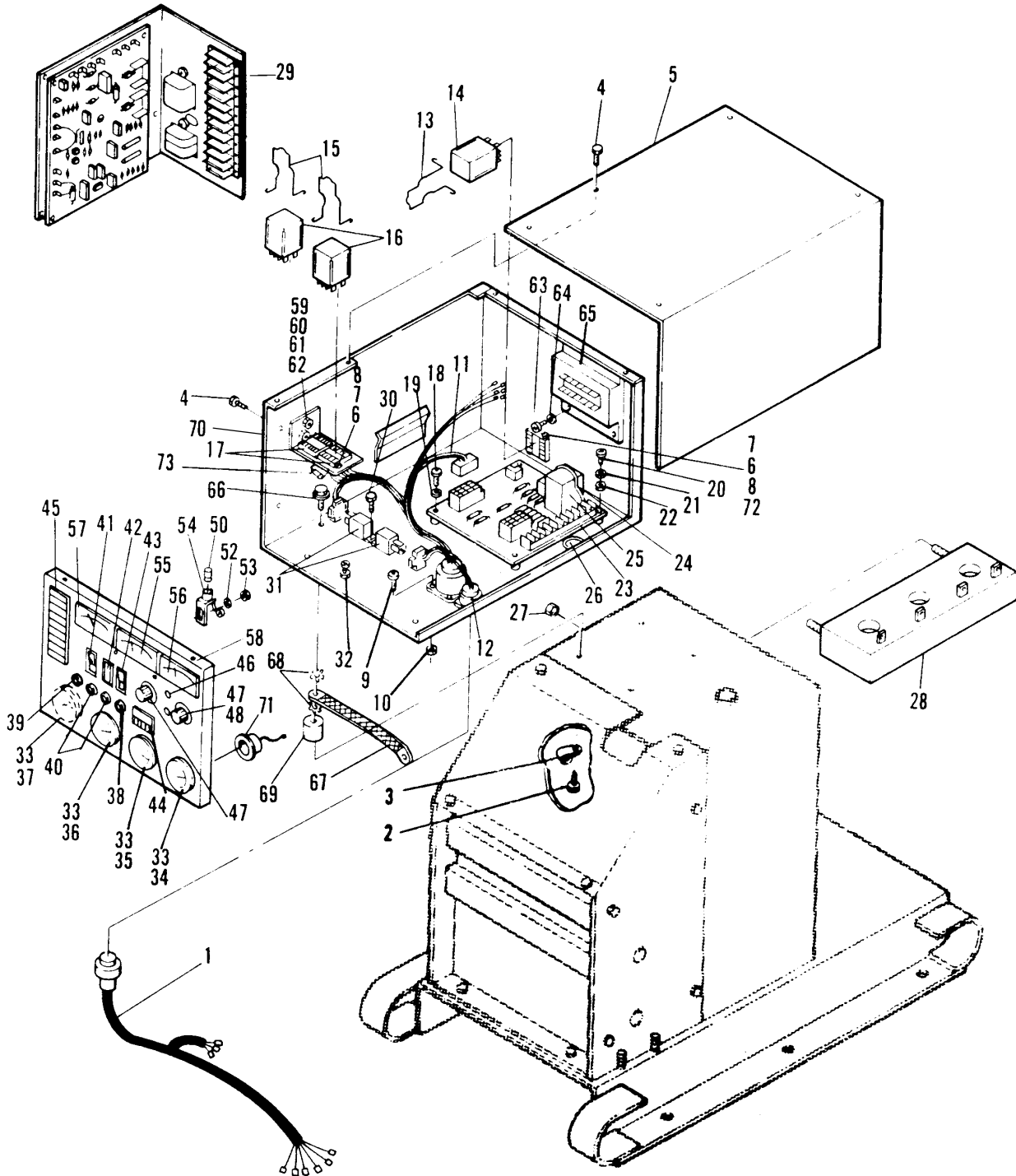


**Set Control  
Single Fault Light  
(Begin Spec B)  
(Continued)**

REF NO.	PART NO.	QTY USED	PART DESCRIPTION	REF NO.	PART NO.	QTY USED	PART DESCRIPTION
40	308-0532	1	Switch, Push - SPST (S12)	52	301-6230	1	Box, Control
41	302-0885	1	Meter, Time Totalizing (M4)	53	322-0210	3	Lampholder
42			Light, Indicator - 14 VDC	54	323-0804	1	Socket, Relay
	322-0238	1	Green - Run (DS2)	58	350-0556	1	@ Resistor (R22)
	322-0128	1	Red - Fault (DS1)	59	812-0077	2	Screw, Machine - Round Head (#8-32 x 3/8)
43	322-0141	7	Lens with Bezel	60	856-0002	2	Washer, Lock - EIT (#8)
44	301-7348-01	1	Panel, Control	61	860-0008	2	Nut, Hex (#8-32)
45	815-0027	4	Screw, Machine - Truss Head (#10-32 x 1/2)	62			Bracket, Mounting - Relay
46	856-0003	4	Washer, Lock - EIT (#10)		301-7334	1	Three Phase Sets
47	151-0565	1	Control Unit, Governor - 12 VDC (A12)		301-3244	1	Single Phase Sets
48	821-0014	4	Screw, Self-Locking - Hex Washer Head (5/16-18 x 1/2)				
49	337-0049	1	Strap, Ground				
50	856-0008	2	Washer, Lock - EIT (5/16)				
51	402-0078	4	Dampener, Vibration				

\* - Parts Included in Engine Monitor  
# - Parts Included in Ground Terminal  
@ - Parts Included in AC Control Wiring Harness

**Set Control  
Multi Fault Light & AC Meters  
(Begin Spec B)**



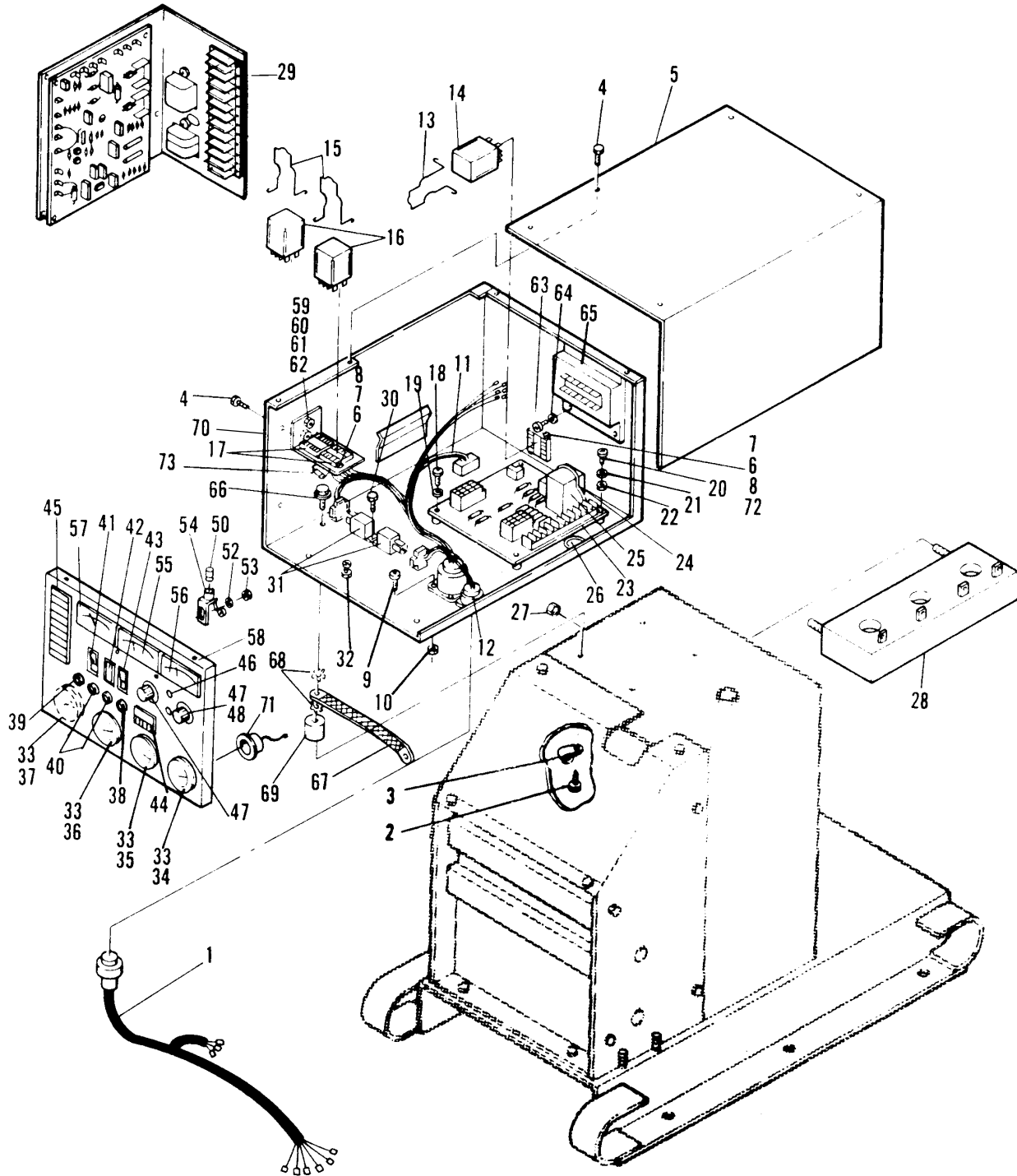
**Set Control  
Multi Fault Light & AC Meters  
(Begin Spec B)**

REF NO.	PART NO.	QTY USED	PART DESCRIPTION	REF NO.	PART NO.	QTY USED	PART DESCRIPTION
1	338-1731	1	Harness, Wiring – Control to Generator	30	821-0004	1	Screw, Self-Locking – Hex Washer Head (#10-32 x 5/16)
2	821-0014	4	Screw, Self-Locking – Hex Washer Head (5/16-18 x 1/2)	31	307-1886	2	*Relay (K4, K5)
3	332-1356	1	Clamp, Loop	32			Terminal, Ground (Includes Parts Marked #)
4	821-0004	9	Screw, Self-Locking – Hex Washer Head (#10-32 x 5/16)		815-0105	1	# Screw, Machine – Round Head (#10-32 x 1)
5	301-5150	1	Cover, Control		871-0010	2	# Nut, Hex – Brass (#10-32)
6	812-0077	4	Screw, Machine – Round Head (#8-32 x 3/8)		851-0001	1	# Washer, Lock – Spring – Brass (#10)
7	856-0002	2	Washer, Lock – EIT (#8)		856-0003	2	# Washer, Lock – EIT (#10)
8	860-0008	4	Nut, Hex (#8-32)		526-0062	2	# Washer, Flat – Brass (#10)
9	812-0063	8	Screw, Machine – Round Head (#6-32 x 1/2)	33	322-0308	3	Lamp, Incandescent (DS10, DS11, DS12, DS13)
10	870-0183	8	Nut, Hex W/ET (#6-32)	34	193-0319	1	Gauge, Temperature – Water (M3)
11			Harness, Wiring – Control – DC Meters	35	193-0320	1	Gauge, Pressure – Oil (M2)
	338-1643-01	1	Meters (Spec C)	36	302-1402	1	Ammeter, DC (M1)
	338-2676-01	1	Meters (Spec E)	37			Gauge/Meter
	338-2777-02	1	Switches		193-0330	1	Gauge, Temperature – Oil
	338-1644	1	Lights		302-1409	1	Tachometer
12			Harness, Wiring – Control – AC (Includes Parts Marked @)	38	320-0505	1	Breaker, Circuit – 3 Amp 120/250 VAC (CB3)
	338-1642-02	1	Single Phase Sets	39	320-0540	1	Breaker, Circuit – 15 Amp 120/250 VAC (CB13)
	338-1642-01	1	Three Phase Sets	40	320-1920	2	Breaker, Circuit – 7 Amp 120/250 VAC (CB1, CB2)
13	307-1157	1	Spring, Holddown – Relay	41	308-0620	1	Switch, Push – SPDT (S10)
14	307-1058	1	Relay, Run (K12)	42			Switch, Push or Blank Switch
15	307-1157	1	Spring, Holddown – Relay		301-6257	1	Blank
16			Relay		308-0624	1	SPDT – Used on Dual Fuel Systems (S11)
	307-1143	1	Start Disconnect (K11)	43	308-0532	1	Switch, Push – SPST (S12)
	307-1061	1	Voltage Selection (K12)	44	302-0885	1	Meter, Time Totalizing (M4)
15	307-1157	1	Spring, Holddown – Relay	45			Light, Indicator – 14 VDC
16	307-1058	1	Relay, Run (K12)		322-0238	1	Green – Run (DS2)
17	323-0765	1	@ Socket, Relay (Less Terminals)		322-0240	1	Amber – Pre Hi Eng Temp (DS3)
	332-1280	6	Terminal (Relay Pin Sockets)		322-0241	1	Amber – Pre Lo Oil Press (DS2)
18	812-0061	4	Screw, Machine – Round Head (#6-32 x 3/8)		322-0110	1	Red – Lo Eng Temp (DS6)
19	850-0020	4	Washer, Lock – Spring (#6)		322-0109	1	Red – Hi Eng Temp (DS5)
20	812-0061	2	Screw, Machine – Round Head (#6-32 x 3/8)		322-0111	1	Red – Overspeed (DS7)
21	854-0006	2	Washer, Lock – IT (#6)		322-0107	1	Red – Overcrank (DS8)
22	860-0006	2	Nut, Hex (#6-32)		322-0108	1	Red – Lo Oil Press (DS9)
23	300-2453-04	1	Monitor, Engine (A11)	46	322-0211	2	Light, Indicator – 3W 125 VAC (DS21, DS22)
24	307-1157	1	*Spring, Holddown – Relay	47	303-0032	2	Knob
25	307-1687	1	*Relay (A11K1)	48	308-0284	1	Switch, Selector (S21)
26	508-0144	1	Grommet	49	303-0170	1	Rheostat (R23)
27	870-0257	2	Nut, Self-Locking – Hex Washer Head (5/16-18)	50	322-0203	2	Lamp, Incandescent
28			Transformer, Current				
	302-1416	1	Single Phase Sets – Code 3				
	302-1417	1	Three Phase Sets – Code 15				
	302-1755	1	Code 9XR				
29			Regulator, Voltage (VRA21) (See Separate Page for Components)				
	305-0704	1	Standard				
	305-0705	1	Switching				

\* – Parts Included in Engine Monitor  
# – Parts Included in Ground Terminal  
@ – Parts Included in AC Control Wiring Harness

**Continued...**

**Set Control  
Multi Fault Light & AC Meters  
(Begin Spec B)  
(Continued)**

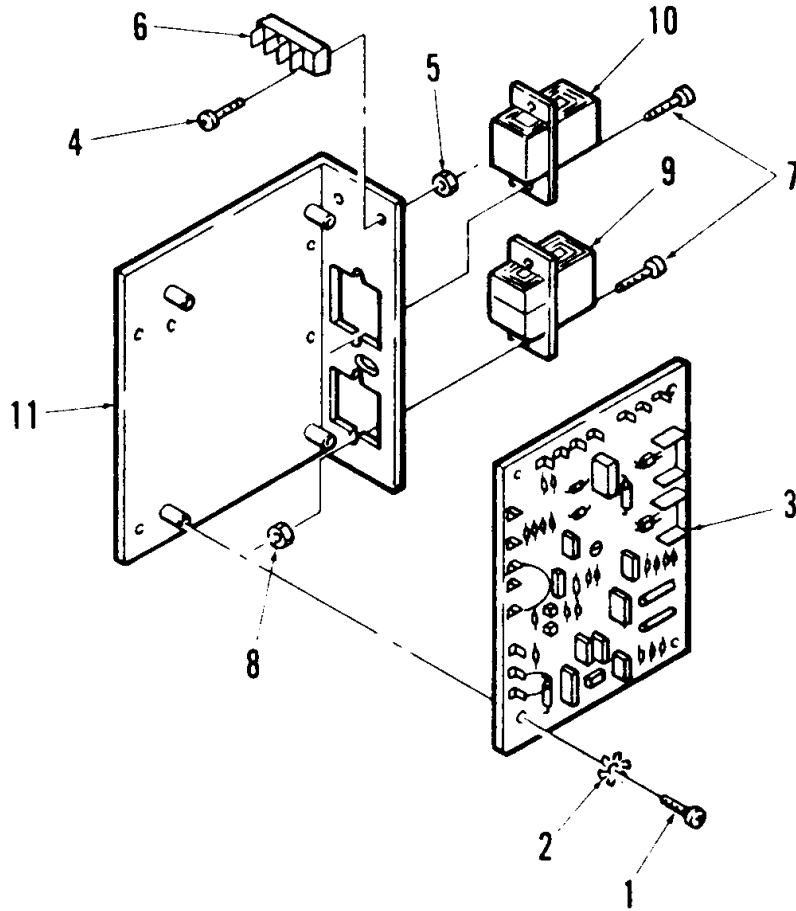


**Set Control  
Multi Fault Light & AC Meters  
(Begin Spec B)  
(Continued)**

REF NO.	PART NO.	QTY USED	PART DESCRIPTION	REF NO.	PART NO.	QTY USED	PART DESCRIPTION
51	812-0029	2	Screw, Machine – Round Head (#4-40 x 3/8)	62			Bracket, Mounting – Relay
52	853-0001	4	Washer, Lock – ET (#4)		301-7334	1	Three Phase Sets
53	860-0003	2	Nut, Hex (#4-40)		301-3244	1	Single Phase Sets
54	322-0213	2	Lampholder	63	815-0027	4	Screw, Machine – Truss Head (#10-32 x 1/2)
55			Ammeter, AC	64	856-0003	4	Washer, Lock – EIT (#10)
	302-1176	1	Single Phase Sets – Code 3	65	151-0565	1	Control Unit, Governor – 12 VDC (A12)
	302-1147	1	Three Phase Sets – Code 15	66	821-0014	4	Screw, Self-Locking – Hex Washer Head (5/16-18 x 1/2)
	302-1754	1	Code 9XR	67	337-0049	1	Strap, Ground
56			Voltmeter, AC (M22)	68	856-0008	2	Washer, Lock – EIT (5/16)
	302-1148	1	Code 3, 15	69	402-0078	4	Dampener, Vibration
	302-1753	1	Code 9XR	70	301-6230	1	Box, Control
57			Meter, Frequency (M21)	71	322-0210	4	Lampholder
	302-1153	1	60 Hertz	72	323-0804	1	Socket, Relay
	302-1273	1	50 Hertz	73	350-0556	1	@ Resistor (R22)
58			Panel, Control				
	301-7349-01	1	With Three Round Gauge Holes				
	301-7349-02	1	With Four Round Gauge Holes				
59	812-0077	2	Screw, Machine – Round Head (#8-32 x 3/8)				
60	856-0002	2	Washer, Lock – EIT (#8)				
61	860-0008	2	Nut, Hex (#8-32)				

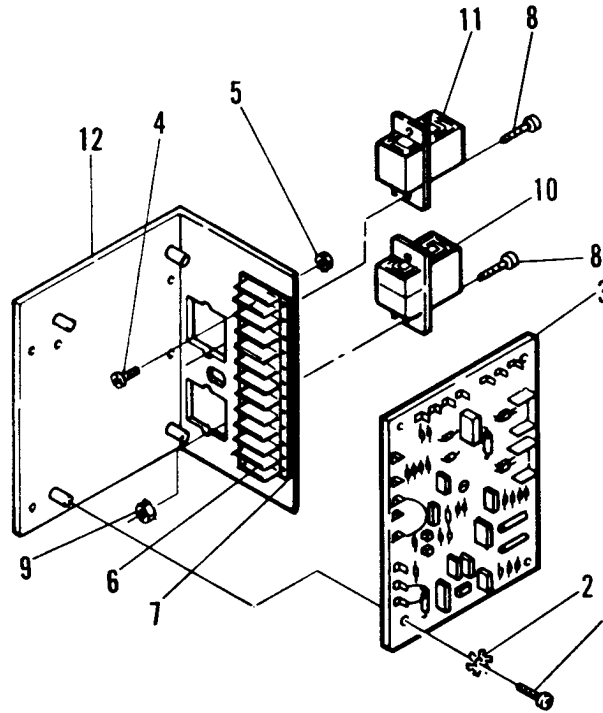
\* – Parts Included in Engine Monitor  
# – Parts Included in Ground Terminal  
@ – Parts Included in AC Control Wiring Harness

## Voltage Regulator Assembly – Standard (Spec A)



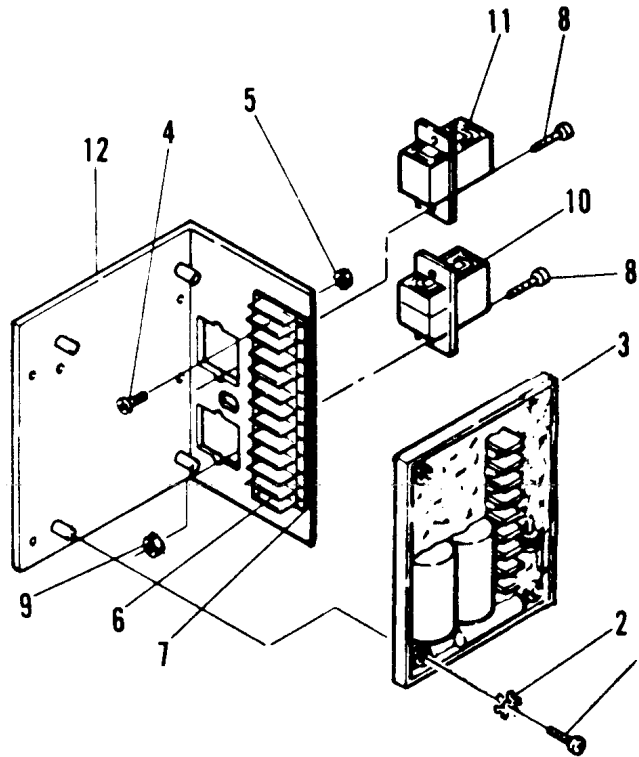
REF NO.	PART NO.	QTY USED	PART DESCRIPTION	REF NO.	PART NO.	QTY USED	PART DESCRIPTION
1	812-0063	4	Screw, Machine – Round Head (#6-32 x 1/2)	7	812-0070	4	Screw, Machine – Round Head (#6-32 x 1-1/4)
2	853-0003	4	Washer, Lock – ET (#6)	8	870-0183	4	Nut, Self-Locking – Hex W/ET (#6-32)
3	300-1540	1	Regulator, Voltage (VR21)	9	315-0386	1	Transformer (T21)
4	812-0063	2	Screw, Machine – Round Head (#6-32 x 1/2)	10	315-0391	1	Reactor (L21)
5	870-0183	2	Nut, Self-Locking – Hex W/ET (#6-32)	11	301-3719	1	Panel, Mounting – Voltage Regulator
6	332-1655	1	Block, Terminal (TB21)				

## Voltage Regulator Assembly – Standard (Begin Spec B)



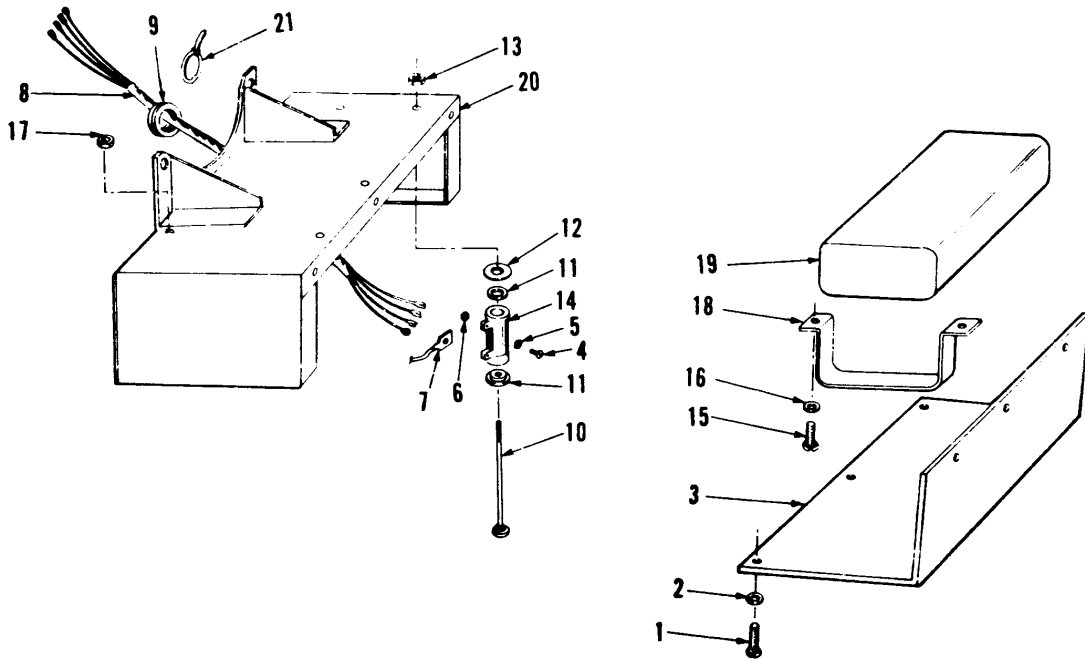
REF NO.	PART NO.	QTY USED	PART DESCRIPTION	REF NO.	PART NO.	QTY USED	PART DESCRIPTION
1	812-0063	4	Screw, Machine – Round Head (#6-32 x 1/2)	8	812-0070	4	Screw, Machine – Round Head (#6-32 x 1-1/4)
2	853-0003	4	Washer, Lock – ET (#6)	9	870-0183	4	Nut, Self-Locking – Hex W/ET (#6-32)
3	300-1654	1	Regulator, Voltage (VR21)	10	315-0386	1	Transformer (T21)
4	812-0063	2	Screw, Machine – Round Head (#6-32 x 1/2)	11	315-0391	1	Reactor (L21)
5	870-0183	2	Nut, Self-Locking – Hex W/ET (#6-32)	12	301-8106	1	Panel, Mounting – Voltage Regulator
6	332-0751	1	Block, Terminal (TB21)				
7	332-2651	1	Strip, Marker				

## Voltage Regulator Assembly Switching



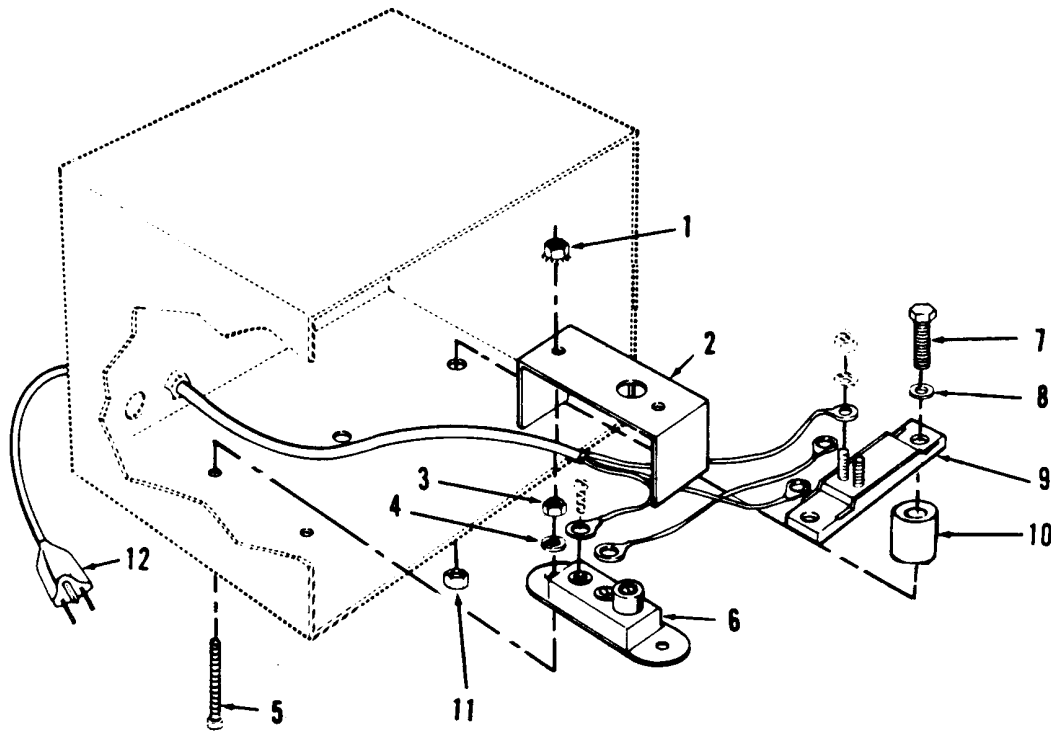
REF NO.	PART NO.	QTY USED	PART DESCRIPTION	REF NO.	PART NO.	QTY USED	PART DESCRIPTION
1	812-0063	4	Screw, Machine - Round Head (#6-32 x 1/2)	7	332-2651	1	Strip, Marker
2	853-0003	4	Washer, Lock - ET (#6)	8	812-0070	4	Screw, Machine - Round Head (#6-32 x 1-1/4)
3	305-0688	1	Regulator, Voltage (VR21)	9	870-0183	4	Nut, Self-Locking - Hex W/ET (#6-32)
4	812-0063	2	Screw, Machine - Round Head (#6-32 x 1/2)	10	315-0386	1	Transformer (T21)
5	870-0183	2	Nut, Self-Locking - Hex W/ET (#6-32)	11	315-0391	1	Reactor (L21)
6			Block, Terminal (TB21)	12	301-8106	1	Panel, Mounting - Voltage Regulator
	332-1655	1	Spec A				
	332-0751	1	Begin Spec B				

## Voltage Regulator Filter



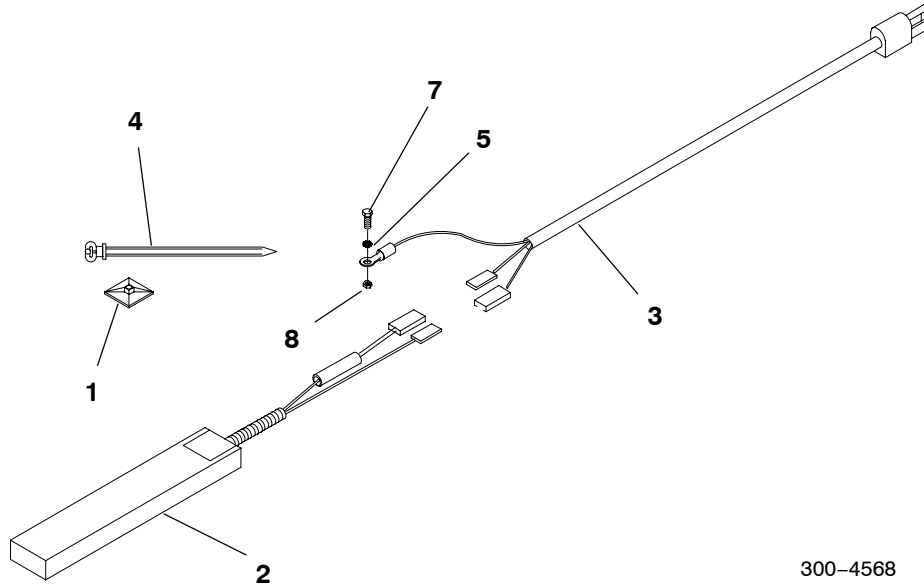
REF NO.	PART NO.	QTY USED	PART DESCRIPTION	REF NO.	PART NO.	QTY USED	PART DESCRIPTION
1	813-0098	1	Screw, Machine - Round Head (#10-32 x 3/8)	11	304-0015	4	Washer, Centering
2	850-0030	6	Washer, Lock - Spring (#10)	12	304-0292	2	Insulator - Resistor
3	232-2463	1	Cover	13	870-0053	2	Nut, Hex (#10-32)
4	815-0001	4	Screw, Machine - Binding Head (#6-32 x 1/4)	14	304-0120	2	Resistor, Fixed (2 Ohm, 25 Watt)
5	853-0003	4	Washer, Lock - ET (#6)	15	812-0079	4	Screw, Machine - Round Head (#8-32 x 1/2)
6	860-0006	4	Nut, Hex (#6-32)	16	850-0025	4	Washer, Lock - Spring (#8)
7	332-1279	4	Terminal, Lug	17	860-0008	4	Nut, Hex (#8-32)
8	338-1165	1	Harness, Wiring	18	312-0198	2	Bracket, Mounting - Capacito
9	508-0071	1	Grommet	19	312-0197	1	Capacitor
10	813-0112	2	Screw, Machine - Round Head (#10-32 x 2-1/2)	20	232-2462	1	Box, Mounting - Filter
				21	332-0942	2	Tie, Cable

## Control Heater (Spec A-F)



REF NO.	PART NO.	QTY USED	PART DESCRIPTION	REF NO.	PART NO.	QTY USED	PART DESCRIPTION
1	870-0183	2	Nut, Self-Locking – Hex W/ET (#6-32)	8	526-0113	2	Washer, Flat (5/16)
2	301-1886	1	Cover, Thermostat	9	333-0151	1	Heater, Electrical – 75 Watt, 120 VAC: 300 Watt, 240 VAC
3	860-0006	2	Nut, Hex (#6-32)	10	130-1107	2	Spacer, Sleeve
4	854-0006	2	Washer, Lock – IT (#6)	11	870-0257	2	Nut, Self-Locking – Hex Washer Head (5/16-18)
5	812-0070	2	Screw, Machine – Round Head (#6-32 x 1-1/4)	12	335-0161	1	Cable, Electrical
6	309-0128	1	Thermostat, Adjustable				
7	800-0034	2	Screw, Cap – Hex Head (5/16-18 x 2-1/4)				

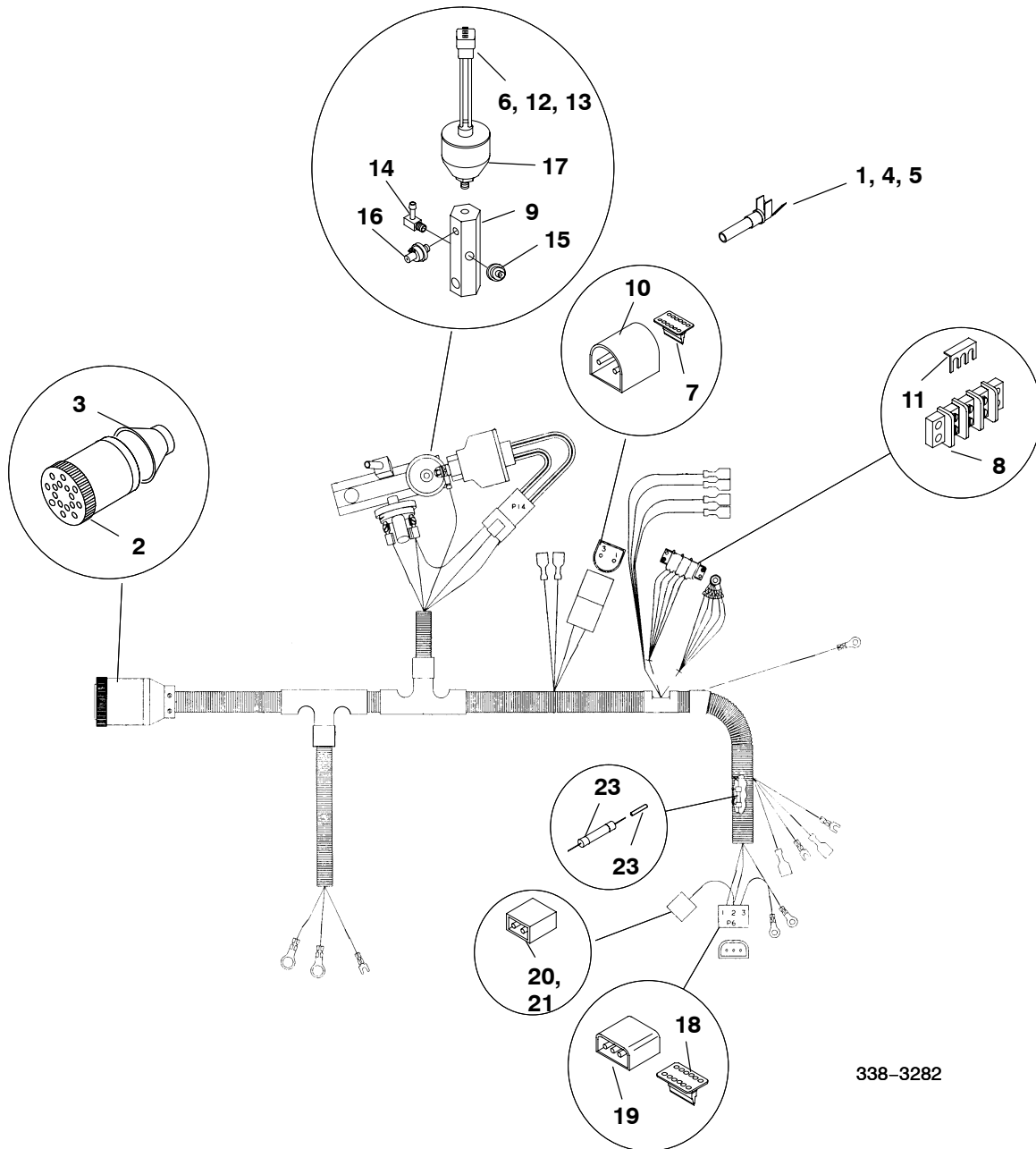
## Control Heater (Spec G)



300-4568

REF NO.	PART NO.	QTY USED	PART DESCRIPTION	REF NO.	PART NO.	QTY USED	PART DESCRIPTION
1	332-3338	1	Mount, Tie - Cable	5	856-0008	2	Washer, EIT (5/16)
2			Heater	6	098-6195	1	Label, Caution
	300-4515-01	1	120 Volt	7	800-0024	1	Screw, Cap - Hex Head (5/16-18 x 3/4)
	300-4515-02	1	240 Volt	8	870-0257	1	Nut, Self-Locking (5/16-18)
3	335-0173	1	Cable, Heater - Control				
4	332-0942	AR	Tie, Cable				

# Engine Harness (Spec G)



338-3282

## Engine Harness (Spec G)

REF NO.	PART NO.	QTY USED	PART DESCRIPTION	REF NO.	PART NO.	QTY USED	PART DESCRIPTION
	338-3282-01	1	Harness, Wiring – Engine (Includes parts marked *)	13	323-1546	1	* Plug (4 Pin)
1	323-1492	15	* Socket, Terminal	14	502-0053	1	Elbow, Street – Pipe
2	323-1134	1	* Plug, Circular (16 Pin)	15	309-0641-03	1	* Switch, Pressure – Low Oil Pressure
3	332-2304	1	* Clamp, Cable	16	309-0641-07	1	* Switch, Pressure – Pre Low Oil Pressure
4	323-1195	A/R	* Socket, Female (14 – 18 AWG)	17	193-0448	1	* Sender, Oil Pressure
5	323-1192	A/R	* Socket, Female (12 – 14 AWG)	18	191-2179	1	* Wedge, Connector (P6)
6	323-1591	1	* Plug, Connector	19	191-2179	1	* Connector (P6)
7	166-0849	1	* Wedge, Connector (P8)	20	191-2177	1	* Terminal, Receptacle (P7)
8	332-0611	1	* Block, Terminal	21	191-2176	1	* Connector (P7)
9	120-1312-02	1	* Manifold, Oil Pressure	22	332-3058	2	* Splice
10	166-0848	1	* Connector (P8)	23	350-0980	1	* Resistor (510n, 2W, 5%)
11	332-1043	2	* Jumper, Terminal Block				
12	323-1548	1	* Wedge, Plug (4 Pin)				

\* – Parts Included In 338-3282 Engine Wiring Harness

# Numerical Index

<u>Part No.</u>	<u>Page</u>	<u>Part No.</u>	<u>Page</u>	<u>Part No.</u>	<u>Page</u>	<u>Part No.</u>	<u>Page</u>
098-6195,	104	130-4448,	72	148-0597,	26, 28, 30, 36, 38, 40, 42, 52	151-0566,	58
101-0819,	11	130-4469,	72	148-0626,	28, 30, 40, 42, 52	151-0713-01,	59
102-1054,	9	133-0219,	14	148-0627,	28, 30	151-0714,	59
102-1054-01,	11	140-0078,	57	148-0637,	26, 28, 34, 40, 42, 44, 46	154-2987,	11
102-1461,	9	140-0721,	12, 13	148-0691,	26, 28, 30, 32, 34, 36, 38, 40, 42, 44, 46, 48, 50, 52	155-0360,	57
115-0025,	59	140-0722,	12, 13	148-0737,	26, 30, 32, 48, 50, 52	155-0927,	57
120-1312-02,	106	140-0765,	12, 13	148-0998,	40, 52	155-1239,	48, 50, 52
122-0193,	9	140-1083,	17	149-1774,	17, 34, 36, 46, 48, 50	155-1256,	36, 38, 40, 42, 44, 46
128-0198,	76	140-1089,	14, 17	149-1776,	17, 32, 34	155-1900,	9
130-0661,	68	140-1401,	14	149-1810,	17, 32, 34	155-1924,	57
130-0755,	55	140-1436,	12	149-1832,	26, 28, 30	155-1926,	57
130-0988,	62	140-1437,	12	149-1869,	17, 32, 34	155-2005,	57
130-1107,	103	140-1438,	12	149-2331,	36, 46, 48, 50	155-2073,	9
130-1341,	68	140-1439,	12	149-2491-02,	40, 42, 52	155-2076,	9
130-1551,	70	140-1584,	14	149-2492-02,	36, 38, 40, 42, 44, 46, 48, 50, 52	155-2984,	11
130-1782,	70	140-1756,	12, 13	149-2507,	36, 46, 48, 50	155-3018,	57
130-1783,	70	140-1758,	12	150-0723,	82	166-0728,	9
130-1788,	70, 72	140-2829,	14	150-0939,	59, 60	166-0844,	11
130-1792,	70	140-2985,	12, 13	150-1406,	58	166-0848,	106
130-1793,	70	141-0905,	36, 46	150-1445,	82	166-0849,	106
130-1797,	70	141-0906,	36, 46	150-1446,	82	179-0585,	36, 46
130-1798,	70	141-0908,	36, 46	150-1733,	59	191-0571,	62
130-1805,	70	141-0909,	36, 46	150-2314,	59	191-0716,	62
130-1806,	70	141-0910,	36, 46	150-2331,	59	191-0941,	62
130-1808,	62	141-0911,	17, 32, 34, 36, 46, 48, 50	150-2563,	82	191-1361-01,	62
130-2029,	70	141-0915,	26, 28, 30, 34	150-2620,	60	191-1368,	62
130-2053,	54	141-0916,	36, 46	150-2622-02,	36, 38, 40, 42, 44, 46, 48, 50, 52	191-1370,	9
130-2253,	70, 72	141-0944,	17, 32, 34	150-2646,	60	191-1373,	62
130-2476,	54	141-0951,	17, 32, 34	150-2651,	60	191-1375,	62
130-2556,	68	141-0953,	17, 32, 34, 36, 46, 48	150-2666,	60	191-1387,	62
130-2557,	68	141-0954,	30, 38, 40, 42, 44, 50, 52	151-0565,	58, 84, 86, 90, 94, 98	191-1390,	62
130-2559,	68	141-0959,	17, 26, 28, 30, 32, 34	151-0714,	59	191-1576,	68
130-3079,	70, 72	141-0971,	48, 50, 52	154-2987,	11	191-1872,	62
130-3552,	70, 72	145-0544,	36, 46	155-0360,	57	191-1873,	62
130-3553,	70, 72	148-0367-01,	53	155-0927,	57	191-1981,	62
130-4415,	72			155-1239,	48, 50, 52	191-1983-01,	62
130-4446,	72			155-1256,	36, 38, 40, 42, 44, 46	191-2032,	62
130-4447,	72			155-1900,	9		

# Numerical Index

<u>Part No.</u>	<u>Page</u>	<u>Part No.</u>	<u>Page</u>	<u>Part No.</u>	<u>Page</u>	<u>Part No.</u>	<u>Page</u>
191-2041,	62	231-0252,	11	302-1273,	90, 98	308-0005,	36, 42, 46, 48
191-2055,	62	232-2398,	82	302-1402,	84, 86, 88, 92, 96	308-0150,	36, 42, 46, 48
191-2090,	62	232-2418,	82	302-1409,	96	308-0284,	88, 96
191-2115,	9, 11	232-2462,	102	302-1411,	88	308-0531,	84, 86, 88, 92
191-2176,	106	232-2463,	102	302-1416,	88, 96	308-0532,	84, 86, 88, 94, 96
191-2177,	106	232-2826,	82	302-1417,	88, 96	308-0620,	96
191-2179,	106	234-0519,	82	302-1753,	90, 98	308-0624,	84, 86, 88, 92, 96
191-2188,	11, 62	234-0665,	11	302-1754,	90, 98	309-0128,	103
191-2189,	11	234-0691,	79	302-1755,	88, 96	309-0179,	9, 11
191-2203,	72	300-1540,	99	303-0032,	88, 96	309-0269,	9, 11
193-0244,	9	300-1654,	100	303-0170,	88, 96	309-0437,	9, 11
193-0318,	9, 11	300-2453-04,	86, 88, 96	304-0015,	102	309-0598,	68
193-0319,	84, 86, 88, 92, 96	300-2510,	84, 92	304-0120,	102	309-0641-03,	106
193-0320,	84, 86, 88, 92, 96	300-4515-01,	104	304-0292,	102	309-0641-07,	106
193-0329,	54	300-4515-02,	104	305-0583,	84, 86, 88	309-0641-17,	9
193-0330,	88, 96	301-1886,	103	305-0688,	101	309-0641-18,	9
193-0448,	106	301-3244,	90, 94, 98	305-0704,	92, 96	312-0197,	102
201-2151,	82	301-3719,	99	305-0705,	84, 86, 88, 92, 96	312-0198,	102
201-2299,	82	301-5149,	86	306-0155,	48	315-0386,	99, 100, 101
201-2934,	82	301-5150,	84, 86, 88, 92, 96	307-0268,	26, 30, 32, 48, 50, 52	315-0391,	99, 100, 101
201-2935,	82	301-6230,	84, 86, 90, 94, 98	307-0312,	26, 28, 30, 34, 36, 38, 40, 42, 44, 46, 52	320-0505,	84, 86, 88, 92, 96
201-3177,	82	301-6257,	84, 86, 88, 92, 96	307-0833,	68	320-0530,	84, 86, 88
201-3178,	82	301-6582,	84	307-1058,	88, 92, 96	320-0540,	84, 86, 88, 92, 96
211-0256,	82	301-6852-01,	90	307-1061,	88, 96	320-0630-01,	77
220-2009,	82	301-6852-02,	90	307-1143,	92, 96	320-0632-01,	77
220-2308,	82	301-7334,	94, 98	307-1157,	84, 86, 88, 92, 96	320-0638-01,	77
220-3652,	82	301-7348-01,	94	307-1279,	17, 32, 34	320-0640-01,	77
220-3685,	82	301-7349-01,	98	307-1617,	64	320-0641-01,	77
220-3686,	82	301-7349-02,	98	307-1687,	84, 86, 88, 92, 96	320-0642-01,	77
220-3687,	82	301-8106,	100, 101	307-1886,	84, 86, 88, 92, 96	320-0643-01,	77
220-3691,	82	302-0885,	84, 86, 88, 94, 96	307-2817-01,	36, 40, 42, 46, 48, 52	320-0645-01,	77
220-3946,	82	302-1147,	90, 98			320-0646,	77
220-3947,	82	302-1148,	90, 98			320-0647-01,	77
226-3317,	78	302-1153,	90, 98			320-0700-01,	77
226-3462-02,	9	302-1176,	90, 98				
226-3462-04,	64						
226-3462-05,	64						

# Numerical Index

<u>Part No.</u>	<u>Page</u>	<u>Part No.</u>	<u>Page</u>	<u>Part No.</u>	<u>Page</u>	<u>Part No.</u>	<u>Page</u>
320-0701-01,	77	332-1280,	88, 92, 96	338-1644,	92, 96	405-2916,	77
320-1397,	77	332-1356,	78, 84, 86, 88,	338-1645,	96	405-2941,	70, 76
320-1398,	77	92, 96		338-1646,	92	405-3362,	74, 76
320-1851-11,	77	332-1473,	64	338-1731,	78, 92, 96	405-5327,	66
320-1920,	92, 96	332-1655,	99, 101	338-2676-01,	92, 96	405-5329,	72
322-0107,	86, 88, 96	332-2304,	106	338-2677,	9	405-5330,	78
322-0108,	86, 88, 96	332-2605,	59	338-2777-02,	92, 96	405-5331,	78
322-0109,	86, 88, 96	332-2634,	9, 11	338-2782,	9	405-5332,	78
322-0110,	86, 88, 96	332-2651,	100, 101	338-2797,	9	406-0369,	74
322-0111,	86, 88, 96	332-3058,	106	350-0556,	90, 94, 98	406-0490,	74, 76
322-0128,	84, 94	332-3338,	104	350-0980,	106	406-0491,	74, 76
322-0141,	94	333-0151,	103	357-0018,	64	406-0493,	74, 76
322-0203,	88, 96	333-0157,	79	357-0026,	64	406-0561,	74, 76
322-0210,	94, 98	333-0203,	55	357-0030,	54	406-0614,	76
322-0211,	88, 96	333-0588-01,	56	358-0069,	82	406-0615,	76
322-0213,	90, 98	333-0623,	56	358-0070,	82	416-0530,	11
322-0238,	84, 86, 88, 94,	335-0161,	103	402-0078,	84, 86, 90, 94,	416-0613,	9
96		335-0173,	104	98		416-0618,	11
322-0240,	86, 96	336-0476,	11, 64, 66	402-0282,	64, 66	416-0643,	9
322-0241,	86, 88, 96	336-3124,	9	402-0284,	64	416-0961,	64
322-0308,	84, 86, 88, 92,	336-7062,	17, 34	402-0285,	64, 66	416-1016,	11
96		336-8228,	17, 34	402-0286,	64, 66	501-0004,	11
323-0765,	88, 92, 96	337-0049,	84, 86, 90, 94,	402-0290,	64, 66	501-0005,	28, 30
323-0804,	94, 98	98		403-1787,	64, 66	502-0002,	28, 30
323-1134,	106	337-0090,	64	403-1796,	64	502-0004,	17, 32, 34, 36,
323-1192,	106	338-1165,	102	403-1830,	64, 66	46, 48, 50	
323-1195,	106	338-1448,	86	403-1832,	64	502-0018,	32, 34
323-1492,	106	338-1455,	9	403-1833,	64	502-0029,	11, 54
323-1546,	106	338-1459,	84, 86	403-3834,	66	502-0047,	26, 30, 32
323-1548,	106	338-1460-01,	88	403-3836,	66	502-0053,	106
323-1591,	106	338-1460-02,	88	405-1872,	74, 76	502-0054,	26, 30, 32, 48,
331-0041,	79	338-1506,	84	405-2704,	74, 76	50, 52	
332-0611,	106	338-1577,	88	405-2713,	74, 76	502-0065,	11
332-0751,	100, 101	338-1578,	84, 88	405-2804,	74	502-0133,	9
332-0804,	90	338-1642-01,	96	405-2808,	74, 76	502-0155,	11
332-0819,	17, 32	338-1642-02,	92, 96	405-2912,	77	502-0164,	54
332-0942,	102, 104	338-1642-03,	92	405-2913,	77, 78	502-0313,	36, 46, 48, 50
332-1043,	106	338-1642-04,	92	405-2915,	77	502-0395,	17, 32, 34
332-1279,	102	338-1643-01,	92, 96				

# Numerical Index

<u>Part No.</u>	<u>Page</u>	<u>Part No.</u>	<u>Page</u>	<u>Part No.</u>	<u>Page</u>	<u>Part No.</u>	<u>Page</u>
502-0587,	26	503-0883,	17, 32, 34, 36, 46, 48, 50	505-0059,	9	505-0754,	40, 42
502-0613,	55, 56	503-1058,	68, 70	505-0078,	26, 32, 34	505-0763,	9
502-0799,	9	503-1059,	30	505-0080,	26, 48, 50, 52	505-0903,	48, 50
502-0801,	54	503-1073,	30	505-0084,	40, 42, 52	505-1371,	53
502-0809,	54	503-1074,	12, 13	505-0085,	26, 32, 36, 38, 40, 42, 44, 46, 48, 50, 52	505-1496,	40, 52
502-0861,	9	503-1076,	26	505-0086,	52	508-0001,	78
502-0870,	55, 56	503-1103,	48, 50, 52	505-0098,	9	508-0071,	102
502-0942,	48, 50, 52	503-1137,	68	505-0099,	40, 48, 50, 52	508-0144,	77, 84, 86, 88, 92, 96
502-0943,	11, 26, 32	503-1168,	48, 50, 52	505-0100,	26, 34, 48, 50, 52, 68	508-0210,	70, 72
502-0971,	48, 50, 52	503-1418,	54	505-0101,	11	509-0094,	82
502-1031,	32	503-1552-01,	55, 56	505-0102,	26, 28, 30, 34, 36, 38, 40, 42, 44, 46, 52	510-0112,	82
503-0131,	48, 50, 52	503-1552-03,	56	505-0106,	9, 26, 28, 30, 32	511-0112,	62, 70
503-0146,	26, 30, 32	503-1684,	70	505-0108,	28, 30	512-0133,	70
503-0183,	26, 30, 32, 55, 56	503-1774,	32	505-0129,	28, 30, 40, 42, 48, 50, 52	512-0154,	70
503-0197,	9, 11	503-1870-03,	14	505-0130,	48, 50	515-0093,	62
503-0261,	56	503-1908,	14	505-0132,	26, 32, 36, 38, 40, 42, 44, 46, 48, 50, 52	515-0094,	82
503-0276,	9	503-1909-02,	32	505-0135,	9, 30	517-0094,	36, 38, 40, 42, 44, 46
503-0324,	26	504-0003,	54, 70, 72	505-0166,	28, 30, 40, 42	517-0138-09,	70
503-0352,	26, 30, 32	504-0004,	40, 42	505-0167,	48, 50, 52	517-0245,	76
503-0365,	12, 13	504-0011,	9, 11	505-0169,	30	518-0601,	7
503-0398,	26, 32, 48	504-0019,	68	505-0183,	57	520-0799,	82
503-0419,	12, 13	505-0002,	26, 36, 38, 40, 42, 44, 46, 68	505-0185,	11	525-0304,	7
503-0429,	30, 68, 70, 72	505-0007,	9, 28, 30	505-0210,	26, 28, 30	525-0305,	7
503-0465,	12, 13, 17, 26, 28, 30, 32, 34, 36, 38, 40, 42, 44, 46, 52	505-0011,	53	505-0268,	52	525-0306,	7
503-0492,	68	505-0013,	68	505-0307,	48, 50, 52	526-0003,	74, 76
503-0498,	14	505-0020,	28, 30	505-0330,	30	526-0008,	82
503-0509,	9	505-0021,	26, 28, 30, 32, 34, 36, 38, 40, 42, 44, 46	505-0337,	40, 42, 52	526-0014,	64, 66
503-0542,	26, 28, 30, 32, 34, 36, 38, 40, 42, 44, 46, 48, 50, 52	505-0029,	42	505-0356,	40, 42, 48, 50, 52	526-0015,	64
503-0685,	9, 17, 32, 34, 36, 46, 48, 50, 54	505-0036,	57	505-0438,	36, 38, 44, 46	526-0018,	60
503-0801,	14	505-0040,	26, 28, 30, 34	505-0462,	57	526-0022,	64
503-0808,	11	505-0041,	30			526-0029,	76, 78, 82
503-0833,	56	505-0043,	57			526-0030,	62
503-0869,	68, 70, 72	505-0050,	11			526-0032,	62
		505-0054,	11			526-0062,	84, 86, 88, 92, 96

# Numerical Index

<u>Part No.</u>	<u>Page</u>	<u>Part No.</u>	<u>Page</u>	<u>Part No.</u>	<u>Page</u>	<u>Part No.</u>	<u>Page</u>
526-0077,	82	800-2095,	66	815-0389,	36, 46, 48, 50	851-0039,	62
526-0113,	57, 62, 103	800-2097,	62	815-0652,	36, 42, 46	853-0001,	90, 98
526-0122,	26, 28, 30, 66	800-3036,	11	816-0152,	70, 72	853-0003,	99, 100, 101, 102
526-0141,	72	801-0003,	60	818-0150,	74, 76	853-0008,	82
526-0174,	11, 66, 72	803-0032,	11	821-0004,	84, 86, 88, 92, 96	853-0013,	64, 82
526-0260,	82	803-2001-08,	36, 38, 40, 42, 44, 46, 48, 50, 52	821-0005,	76	854-0006,	84, 86, 88, 92, 96, 103
526-0399-16,	56	803-2011-03,	36, 38, 40, 42, 44, 46, 48, 50, 52	821-0007,	70	856-0002,	88, 90, 92, 94, 96, 98
526-2100,	11, 17, 26, 28, 30, 32, 34, 36, 38, 40, 42, 44, 46	805-0015,	82	821-0008,	14	856-0003,	84, 86, 88, 90, 92, 94, 96, 98
800-0002,	74	812-0029,	90, 98	821-0009,	74, 77	856-0006,	78
800-0004,	26, 30, 32, 64, 82	812-0059,	77	821-0010,	9, 64, 76, 82	856-0008,	84, 86, 90, 94, 98, 104
800-0008,	60	812-0061,	84, 86, 88, 92, 96	821-0011,	74, 76	856-0009,	64, 66
800-0011,	64	812-0063,	84, 86, 88, 92, 96, 99, 100, 101	821-0014,	54, 70, 84, 86, 88, 90, 92, 94, 96, 98	856-0010,	11, 82
800-0023,	57	812-0067,	11	821-0015,	54	860-0003,	90, 98
800-0024,	104	812-0070,	99, 100, 101, 103	821-0016,	68, 70	860-0006,	84, 86, 88, 92, 96, 102, 103
800-0026,	12, 13	812-0077,	88, 90, 92, 94, 96, 98	821-0018,	28, 30, 55, 68	860-0008,	88, 90, 92, 94, 96, 98, 102
800-0033,	57	812-0079,	102	821-0020,	77	860-2006,	62
800-0034,	103	812-0084,	76	821-5002-03,	78	860-2008,	11, 17, 26, 28, 30, 32, 34, 56, 62
800-0048,	62	812-0098,	74	821-5003-01,	78	861-0011,	12, 13
800-0050,	64	812-0148,	74	821-5003-03,	72	862-0001,	64, 74, 82
800-0051,	68, 82	812-0153,	12, 13	821-6002-03,	56	862-0003,	64, 68, 70
800-0081,	64, 66	813-0096,	36, 46, 48, 50	821-6003-02,	36, 38, 40, 42, 44, 46, 48, 50, 52, 56	862-0004,	64
800-0261,	9	813-0098,	48, 102	850-0020,	77, 84, 86, 88, 92, 96	862-0011,	74, 82
800-0500,	66	813-0100,	59, 82	850-0025,	102	862-0015,	12, 13, 74
800-2034,	72	813-0103,	59	850-0030,	59, 74, 102	865-0020,	17
800-2057,	11, 66	813-0105,	57	850-0040,	26, 30, 32, 74	870-0053,	59, 102
800-2058,	17, 26, 28, 30, 32, 34	813-0112,	102	850-0045,	62, 64, 74	870-0065,	60
800-2063,	62	814-1181,	62	850-0046,	12, 13	870-0131,	48, 59, 60, 76, 82
800-2071,	70	815-0001,	102	850-0050,	62, 64, 68, 70, 82	870-0151,	62
800-2072,	70	815-0027,	84, 86, 90, 94, 98	850-0055,	64, 66	870-0183,	11, 84, 86, 88, 92, 96, 99, 100, 101, 103
800-2073,	72	815-0103,	36, 46	850-2005,	62	870-0188,	57
800-2084,	68	815-0105,	84, 86, 88, 92, 96	850-2008,	11, 62		
800-2085,	12, 13	815-0181,	70	850-2010,	12, 13, 64, 66, 68		
800-2086,	9, 11, 64, 66	815-0194,	70, 72, 82	851-0001,	84, 86, 88, 92, 96		
800-2089,	11						
800-2091,	11						
800-2093,	11, 64						

# Numerical Index

<u>Part No.</u>	<u>Page</u>	<u>Part No.</u>	<u>Page</u>	<u>Part No.</u>	<u>Page</u>	<u>Part No.</u>	<u>Page</u>
870-0212,	14, 28, 30, 54, 55, 64, 68, 74, 76, 78	870-0257,	57, 64, 68, 70, 72, 76, 77, 78, 88, 96, 103, 104	870-0284,	82	870-2161,	62
870-0221,	76	870-0258,	74, 76	870-0287,	66	871-0010,	84, 86, 88, 92, 96
870-0250,	82	870-0281,	64, 72	870-2055,	36, 38, 40, 42, 44, 46, 62	895-0157,	57
870-0251,	54, 64			870-2056,	48, 50, 52, 62	895-0195,	76



**Onan**

Onan Corporation  
1400 73rd Avenue N.E.  
Minneapolis, MN 55432  
612-574-5000  
Telex: 275477  
Fax: 612-574-8087

Onan is a registered trademark of Onan Corporation  
Cummins is a registered trademark of Cummins Engine Company