

Ford ICM

Ignition Control Module



Engines

VSG-413
TSG-416
LRG-425 Carb
LRG-425 EFI
ESG-642

Inclusive Components

Power Distribution Box

- New packaged electrical component protection

ICM Configuration

- ICM housed in thinner watertight case, allowing mounting in almost any configuration
- Harness connectors on the face of the ICM versus the side

Warranty

2 years/2,000 hours, whichever occurs first, on ICM
2 years, regardless of hours, when ICM is used in a gen-set

Power Ratings

Gasoline

VSG-413

Rated Intermittent Power51 HP (38 kW) @ 3600 RPM
Rated Intermittent Torque78 Ft. Lbs. (106 Nm) @ 3000 RPM

LRG-425 Carb

Rated Intermittent Power87 HP (65 kW) @ 3600 RPM
Rated Intermittent Torque130 Ft. Lbs. (176 Nm) @ 2400 RPM

Natural Gas

VSG-413

Rated Intermittent Power41 HP (31 kW) @ 3600 RPM
Rated Intermittent Torque64 Ft. Lbs. (87 Nm) @ 2900 RPM

TSG-416

Rated Intermittent Power52 HP (39 kW) @ 3600 RPM
Rated Intermittent Torque78 Ft. Lbs. (106 Nm) @ 3200 RPM

LRG-425 Carb

Rated Intermittent Power76 HP (57 kW) @ 3600 RPM
Rated Intermittent Torque120 Ft. Lbs. (163 Nm) @ 2800 RPM

LRG-425 EFI

Rated Intermittent Power82 HP (61 kW) @ 3600 RPM
Rated Intermittent Torque127 Ft. Lbs. (172 Nm) @ 1800 RPM

ESG-642

Rated Intermittent Power120 HP (89 kW) @ 3600 RPM
Rated Intermittent Torque214 Ft. Lbs. (290 Nm) @ 2200 RPM

Liquefied Petroleum Gas

VSG-413

Rated Intermittent Power45 HP (34 kW) @ 3600 RPM
Rated Intermittent Torque73 Ft. Lbs. (99 Nm) @ 2600 RPM

TSG-416

Rated Intermittent Power57 HP (43 kW) @ 3600 RPM
Rated Intermittent Torque86 Ft. Lbs. (117 Nm) @ 2800 RPM

LRG-425 Carb

Rated Intermittent Power90 HP (67 kW) @ 3600 RPM
Rated Intermittent Torque135 Ft. Lbs. (183 Nm) @ 2200 RPM

LRG-425 EFI

Rated Intermittent Power89 HP (66 kW) @ 3600 RPM
Rated Intermittent Torque134 Ft. Lbs. (182 Nm) @ 2200 RPM

ESG-642

Rated Intermittent Power131 HP (98 kW) @ 3600 RPM
Rated Intermittent Torque238 Ft. Lbs. (323 Nm) @ 2200 RPM

Standard Features/Benefits

Ford Automotive Level Reliability for many years of reliable FPP-engineered performance

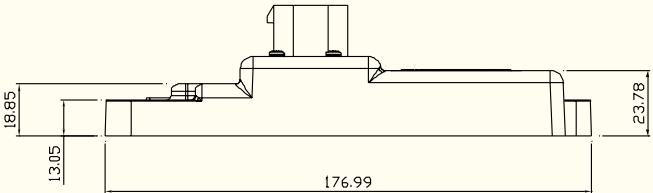
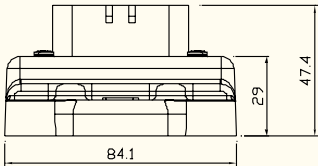
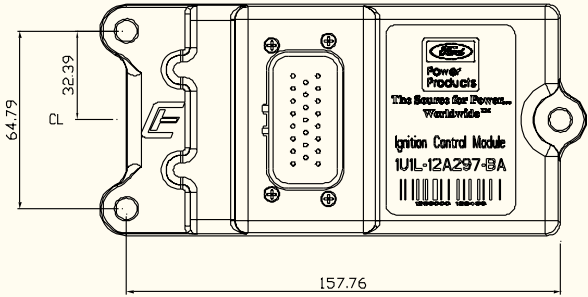
Superior Ignition Timing Control reduces potential for engine knock

Selectable Shutdown Control including programmable speed-limiting shutdown

Flexibility to Configure Safety Features including maximum speed safety protection

Diagnostic Software allows viewing of active faults via a laptop or PDA





| | |
|--------------|----|
| Measurements | mm |
|--------------|----|

Specifications are subject to change without notice. Some Ford engines are produced for Ford by other companies.



Contact Ford Power Products or your local FPP distributor for additional information.

Corporate Web Site: www.fordpowerproducts.com

Ford Power Products
 15700 Lundy Parkway Drive
 Suite 200
 Dearborn, MI 48126
 Phone: 1-800-833-4773
 Fax: 1-313-619-2600

Ford Power Products
 Trafford House
 Station Way
 Basildon, Essex, SS16 5XX, England
 Phone: 44 (0)1268 704181
 Fax: 44 (0)1268 702121