



The Source for Power...
Worldwide™

Technical Bulletin

To: FPP Distributors Distributor OEMS TB-233-02
FPPE Dealers FPP Personnel **Date:** January 16, 2002
Direct OEMS Service Dealers

Product: ESG 642

Classification: Production Parts **Sub-Classification:** Ignition System

Subject: Ignition Control Module

Ford Power Products is releasing a new 4.2L ignition control module (ICM). The new module 1U1L-12A297-BA will replace all currently available ICMs. Part numbers F8JL-12A297-BA, and YU1L-12A297-GA are replaced by the new ignition control module. The new ICM requires a stand-alone manifold absolute pressure (MAP) sensor, and engine wiring harness. The new engine wiring harness will be delayed in order to deplete the current inventory of the XU1L-12A200-BC harness. To adapt the new ICM to the current engine harness a jumper harness has been released for this purpose.

The jumper harness 1U1L-14N118-AA plugs into the current XU1L-12A200-BC engine harness, provides a new take out terminal lead for the stand alone MAP sensor, a RS 232 connection for laptop interface and Crankshaft Position Sensor (CKS) terminal. The CKS wiring on the existing 12A200 harness must be disconnected from the sensor and either clipped off or taped out of the way so it does not tangle with rotating components. The new CKS terminal from the jumper must be installed on the crankshaft position sensor. The MAP sensor must be located with the vacuum port connection facing down and above the source of manifold vacuum. This location will eliminate the possibility of moisture collecting in the map sensor. Moisture can cause damage to the sensor especially in ambient temps below freezing. A MAP mounting bracket is available for MAP sensors being mounted off of the engine or with engines using the Mustang upper intake manifold. The vacuum source for the MAP must be a dedicated supply. Using the current XU1L-12A200-BC engine harness still requires the use of coil extension harness part number YU1L-12060-AA.

New BA-025 and 060 groups will be established to transition from old to new components. This transition period should allow conversion to new components by Sept. 2002 at which time the current groups will be obsolete. The new ICM and jumper harness will be available by February 1, 2002.

OLD PART	NEW PART	DESCRIPTION/DETAIL
F8JL-12A297-BA	1U1L-12A297-BA	IGNITION CONTROL MODULE-Deluxe
YU1L-12A297-GA	1U1L-12A297-BA	IGNITION CONTROL MODULE
XU1L-12A200-BC	1U1L-12A200-CA	ENGINE HARNESS Note: Release of 1U11 harness will be delayed until current inventory of XU1L harness is depleted. This requires the use of 1U11-14N118-AA jumper harness.
N/A	1U1L-14N118-AA	Engine Jumper harness Temporary use till current 12A220 inventory is depleted
N/A	F8JL-9S428-AB	MAP Sensor (Optional bracket YU1L-9G476-AA W520411S309 attaching nuts)
N/A	F8JL-9D433-AA	Connector-Vacuum Hose 3/8" x 1/4"
381335-S360Y	381377-S120A	Vacuum Hose

If you have any questions, please contact: Kevin Bird at 313-845-4563
John Torongo at 313-845-1410

John Torongo
Applications Engineering

Enclosures:
Install drawing of new ICM and pin out identification.
Sketch of Jumper Harness and plug in detail

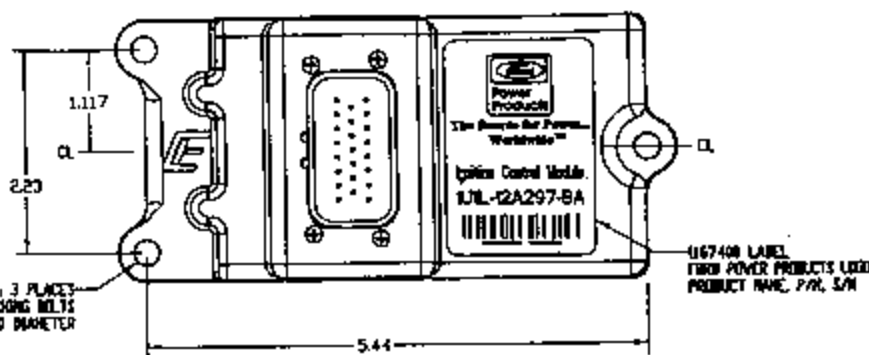
Pin out of 4.2 L IUII-12A297-BA ICM Plug			
PIN	CIRCUIT	WIRE COLOR	DESCRIPTION
1	11	TAN/Y	Tach
2	851	Y/R	Coil B Cylinders 3&4
3	852	Y/W	Coil C Cylinders 2&6
4	71	O/LG	Aux Out
5	113	Y/LB	Starter Lockout
6	850	Y/BK	Coil A Cylinders 1&5
7	674	DB/Y	Fuel Select 1
8	72	Y/BK	Fuel Select 2
9	369	G/R	Analog Return
10	57	BK	Ground
11	18	R/LG	Switched 12v Batt. Power
12		N/A	
13		NA	
14		N/A	
15	253	DG/W	Oil Press
16	351	BR/W	5 v Ref
17	358	LG/BL	MAP
18	354	LG/R	ECT
19	693	OR	Overspeed
20	868	DG/W	RS 232
21	458	DBK	RS 232
22	350	GY	Crank Position sensor
23	349	DB	Crank Position sensor

ICM Operating Modes		
MODE	PIN # 7	PIN # 8
LPG Fuel	OPEN	OPEN
Natural Gas Fuel	GROUND	OPEN
LPG Fuel	OPEN	GROUND
Octane select -7 th From base LPG timing	GROUND	GROUND

The connection of pins 7 & 8 are made through the vehicle harness Part Number F8JL-13324-AC

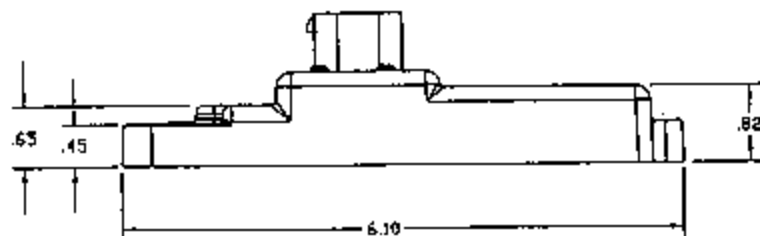
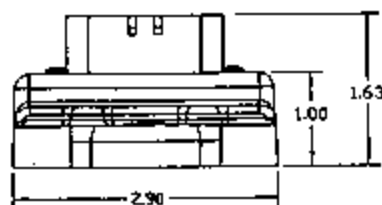


23-PIN WIRE CONNECTOR
TOP VIEW

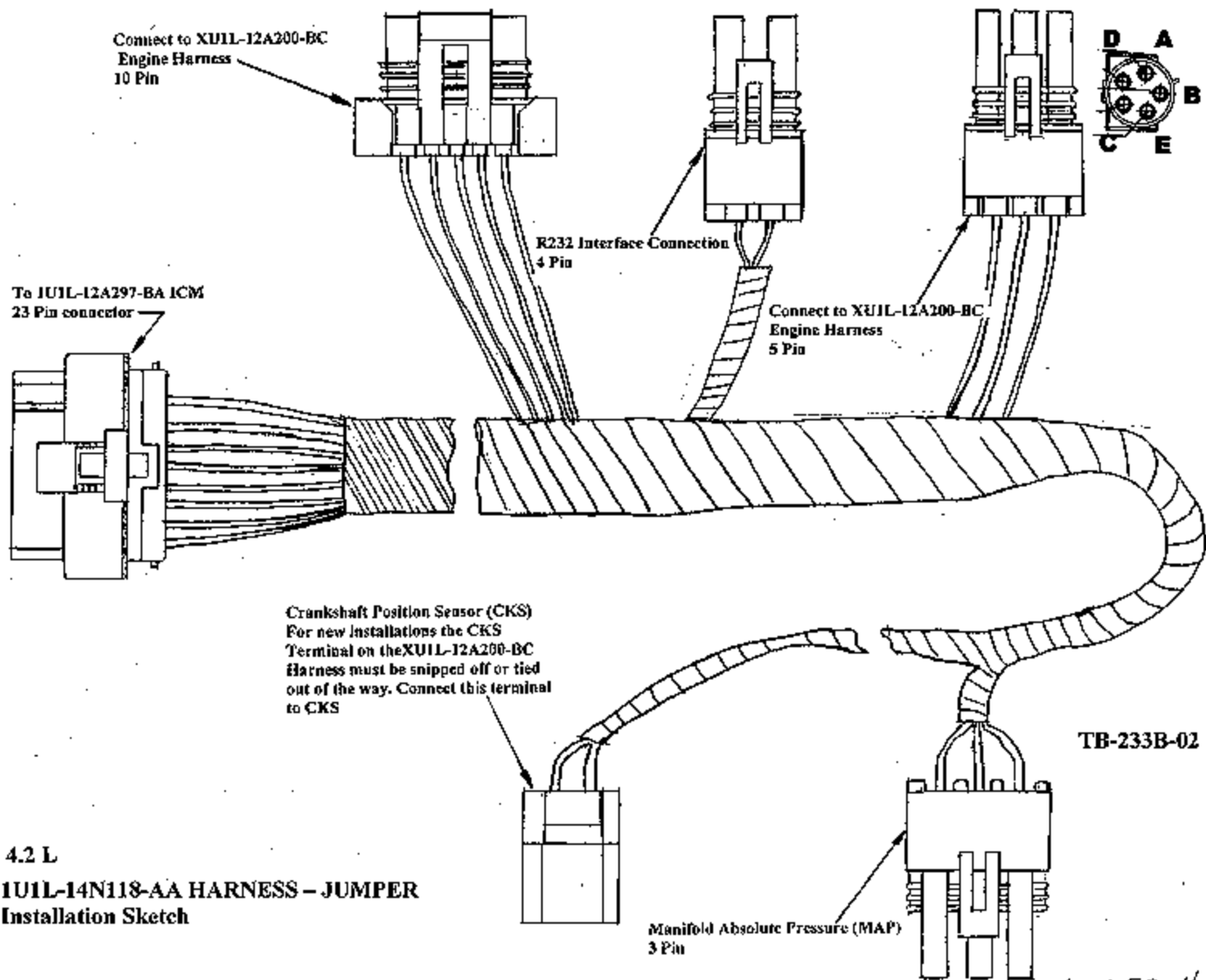


4.2 L IUII-12A297-BA IGNITION CONTROL MODULE

TB-233A-02



Scan: 1/22/02
FB



4.2 L

**IUIL-14N118-AA HARNESS - JUMPER
Installation Sketch**

Scan TB 1/22/02