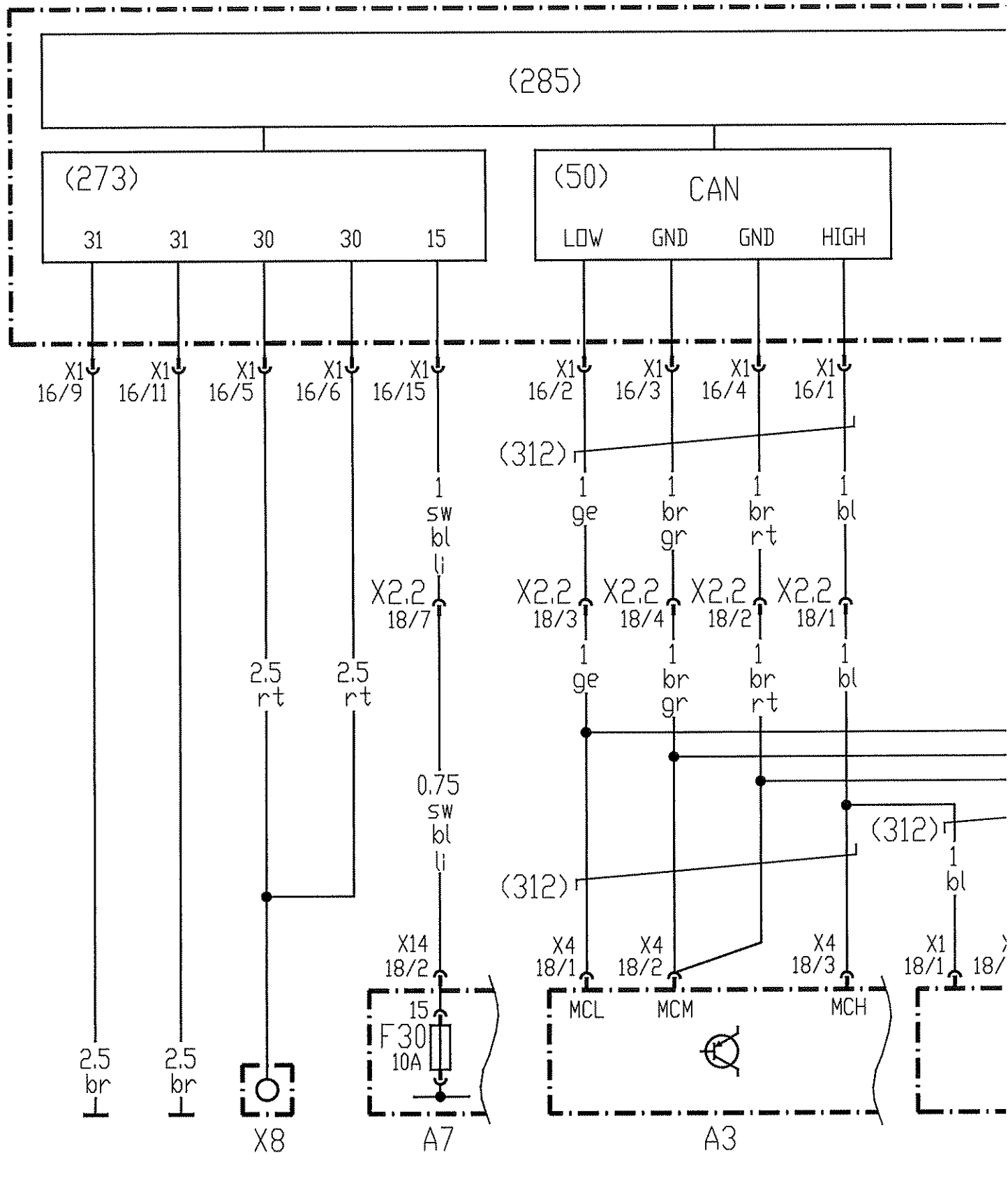


Item	Designation	Coordinate
A3	FR/FMR control module	7M
A4	Flame starting system control unit	10m
A6	MR/PLD control module	6A 18A 30A 41A 52A 62A
A7	Base module	5M
B11	Oil temperature sensor	43M
B12	Oil pressure sensor	29M
B14	Oil level sensor	27M
B15	Crankshaft angle position sensor	47M
B16	Cylinder TDC sensor	49M
B65	Coolant temperature sensor	41M
B111	Charge air combination sensor (temperature, pressure)	36M
F30-A7	MR/PLD fuse, tmi.15 (base module)	4L
M1	Starter	17M
S1	Drive switch	13M
S10.1	Engine start/engine stop pushbutton switch	19M
X2.2	Connection, cab to chassis	4G 6G 7G 8G 11G 14G
X8	Circuit 30 terminal block, battery rack	3M
X13	Diagnostic socket	12M
Y6	Cylinder 1 unit pump	51H 51M
Y7	Cylinder 2 unit pump	52M 59H
Y8	Cylinder 3 unit pump	54M 55H
Y9	Cylinder 4 unit pump	57M 60H
Y10	Cylinder 5 unit pump	57H 59M
Y11	Cylinder 6 unit pump	60M 62H
Y12	Cylinder 7 unit pump	52H
Y13	Cylinder 8 unit pump	54H
Y70	Fan stage 1 solenoid valve	23M
Y71	Fan stage 2 solenoid valve	24M
(21)	Atmospheric pressure sensor	40C
(50)	CAN interface	6C
(63)	Diagnosis	12C
(167)	Fuel temperature	46C
(171)	Coolant temperature	41C

(175)	Crankshaft angle and TDC recognition	47C
(176)	Crankshaft angle position	47C
(177)	Charge air pressure	36C
(178)	Boost air temperature	44C
(185)	Proportioning valves power output stages	21C
(186)	Unit pumps power output stages	51C
(207)	Engine start	19C
(208)	Engine stop	20C
(209)	Engine start/engine stop	19C
(232)	Oil pressure	29C
(233)	Oil level	27C
(234)	Oil temperature	43C
(235)	TDC cylinder 1	49C
(266)	Signal acquisition and evaluation	27C
(267)	Temperature sensor signal acquisition and evaluation	41C
(273)	Voltage supply	2C
(279)	Starter actuation	17C
(285)	Control logic	6B 18B 30B 41B 52B 62B
(309)	V6 engine	50L
(310)	V8 engine	50H
(312)	Cables twisted	5E 5I 9I 46F 51F 51I 57F 57I
(350)	optionally depending on version	16H
(430)	Fan speed detection	13C

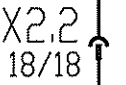
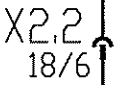
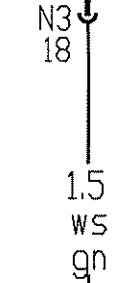
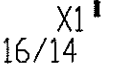
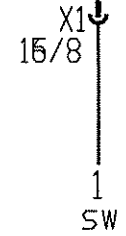
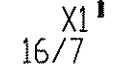
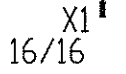
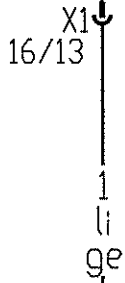
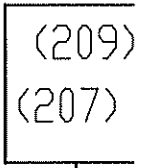
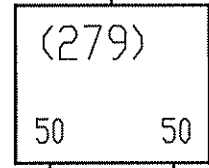
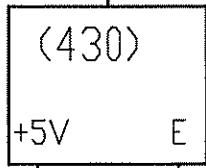

A
b
c
D
E
F
G
H
I
K
L
M

A6



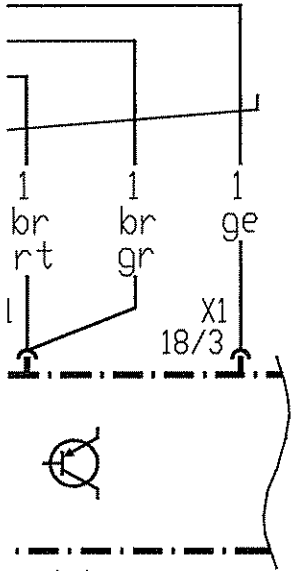
A6

(285)



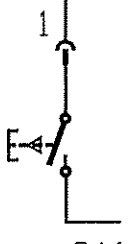
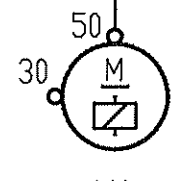
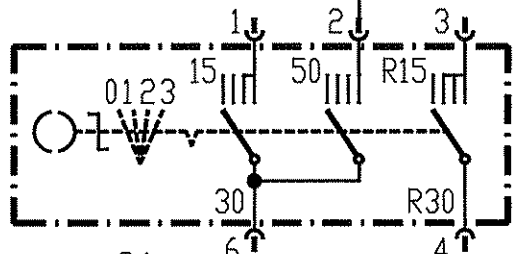
(350)

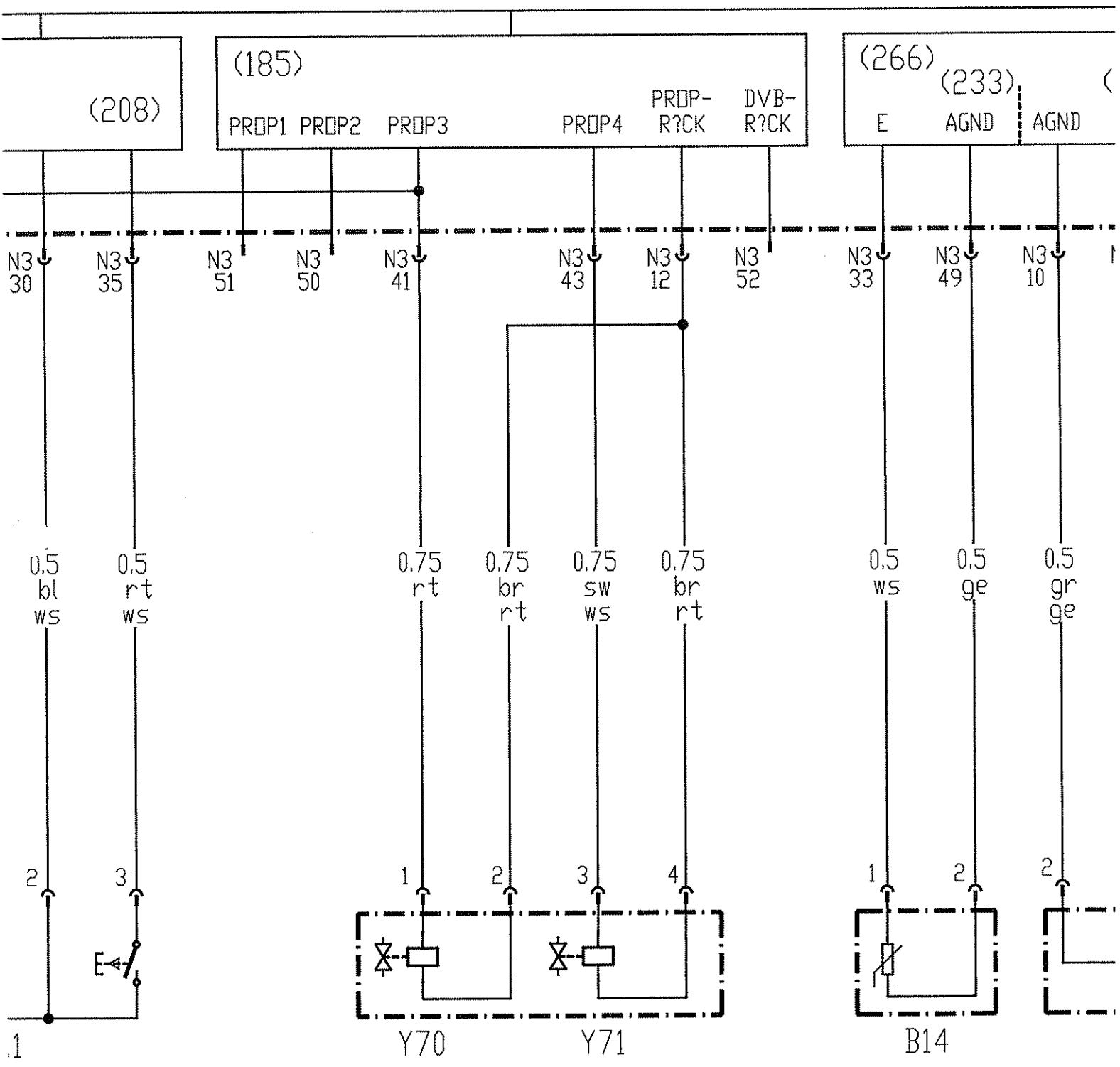
0.5
rt
sw



0.75
li
ge

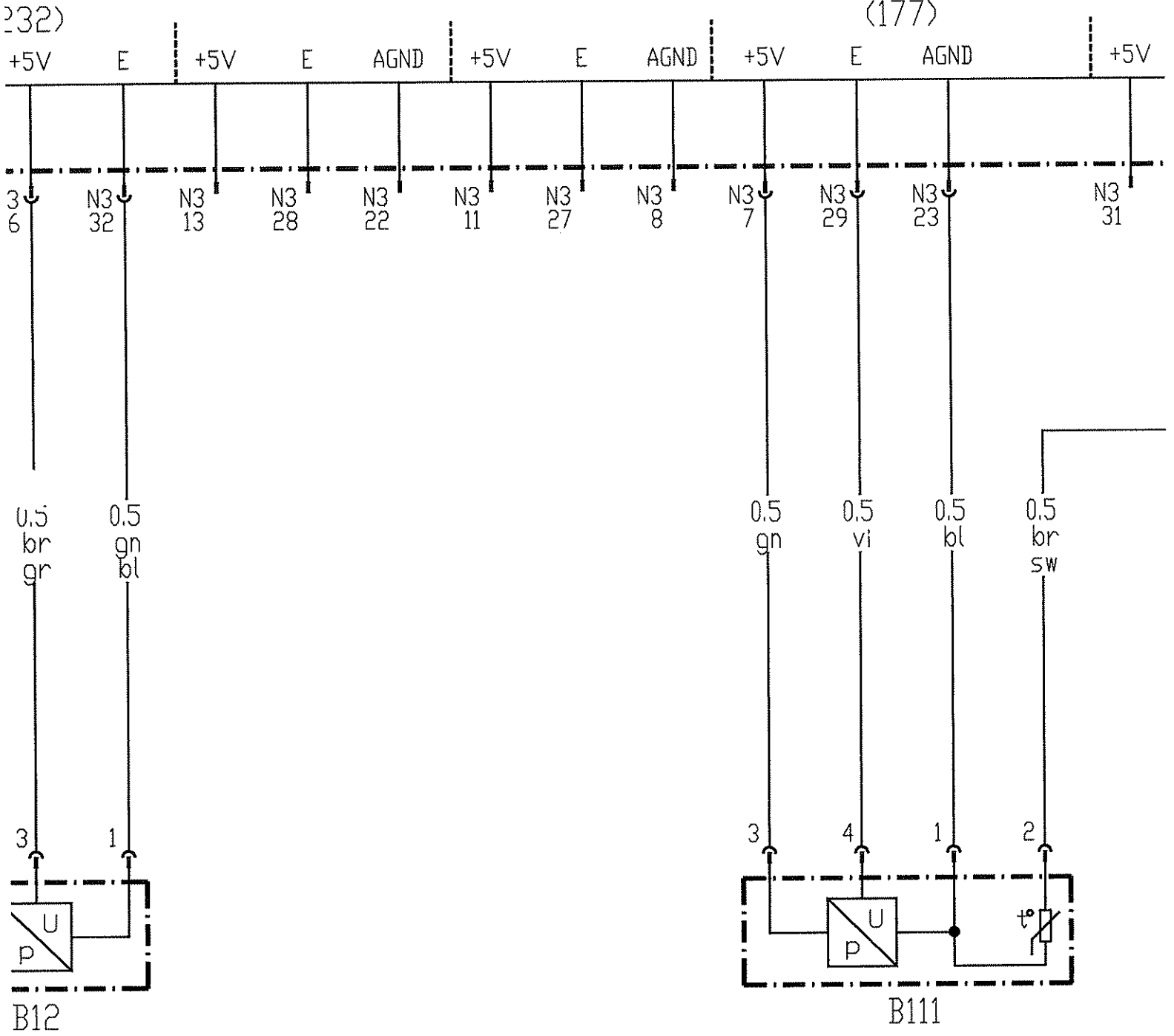
0.75
sw





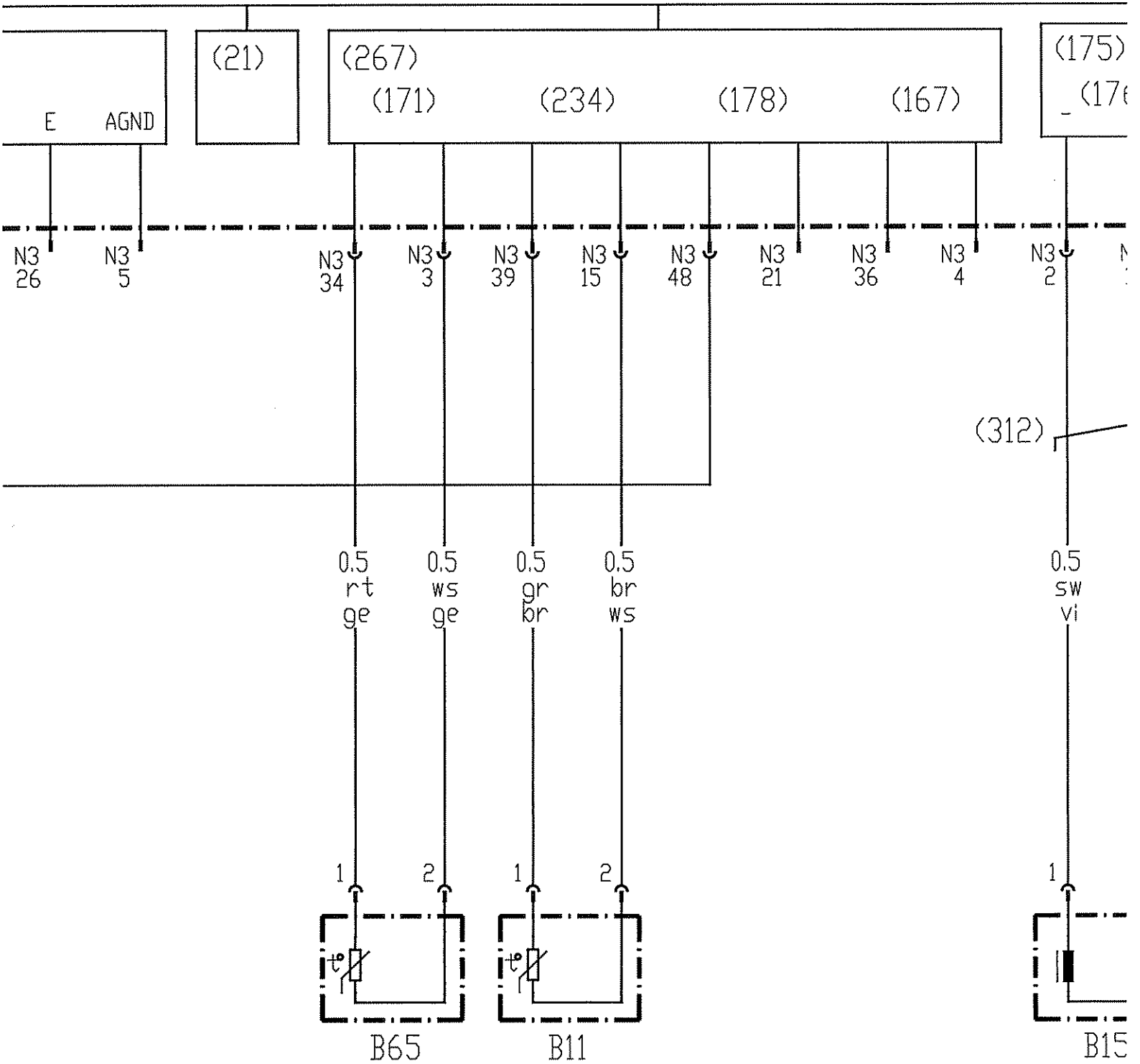
A6

(285)



A6

(285)



A6

(285)

