




AR14.40-G-2036DD	Install wiring harness for the heating element of metering device	18.1.11
------------------	---	---------

ENGINES 900.92, 902.93, 924.93, 926.95 /97 in MODEL 000.001
with BlueTec®

	Install		
 Danger!	Risk of burn injuries and scalding when working at AdBlue lines and the components attached to them. Risk of injury to skin and eyes when handling AdBlue. Risk of poisoning caused by swallowing AdBlue	Only pour AdBlue into suitable containers. Wait until the pressure is released before starting any work on the exhaust aftertreatment system.	AS14.40-Z-0001-01A
	Notes on use, material properties and handling of AdBlue®		AH14.40-N-0001-01A
1	Route and connect wiring harness for the metering device heating element		AR14.40-G-2036-01DD *BR00.45-Z-1001-12A
2	Change data record, software and parameters in the engine control (MR) control unit	With Star Diagnosis With MiniDiag	AR07.15-G-3000DD AR07.15-G-3000DE

Repair materials

Number	Designation	Order number
BR00.45-Z-1001-12A	Terminal block for cable cross section up to 1.5 mm ²	A 001 546 86 41