


- ENGINES 457.9 in MODEL 375.4, 940, 942, 943, 944, 958.4 with CODE (MS4) BlueTec 4
- ENGINES 457.9 in MODEL 375.4, 940, 942, 943, 944, 958.4 with CODE (MS5) BlueTec 5
- ENGINES 541.9 in MODEL 930, 932, 933, 934 with CODE (MS4) BlueTec 4
- ENGINES 541.9 in MODEL 930, 932, 933, 934 with CODE (MS5) BlueTec 5
- ENGINES 542.9 in MODEL 930, 932, 934 with CODE (MS4) BlueTec 4
- ENGINES 542.9 in MODEL 930, 932, 934 with CODE (MS5) BlueTec 5
- ENGINES 900.9 in MODEL 375.1, 970, 972, 975, 976 with CODE (MS4) BlueTec 4
- ENGINES 900.9 in MODEL 375.1, 970, 972, 975, 976 with CODE (MS5) BlueTec 5
- ENGINES 902.9 in MODEL 375.3, 950, 952, 953, 954, 957 with CODE (MS4) BlueTec 4
- ENGINES 902.9 in MODEL 375.3, 950, 952, 953, 954, 957 with CODE (MS5) BlueTec 5
- ENGINES 902.9 in MODEL 375.1, 970, 972, 974, 975, 976 with CODE (MS4) BlueTec 4
- ENGINES 902.9 in MODEL 375.1, 970, 972, 974, 975, 976 with CODE (MS5) BlueTec 5
- ENGINES 924.9 in MODEL 958.0, 970, 972, 974 with CODE (MS4) BlueTec 4
- ENGINES 924.9 in MODEL 958.0, 970, 972, 974 with CODE (MS5) BlueTec 5
- ENGINES 925.9 in MODEL 970, 972, 974 with CODE (MS4) BlueTec 4
- ENGINES 925.9 in MODEL 970, 972, 974 with CODE (MS5) BlueTec 5
- ENGINES 926.9 in MODEL 950, 952, 953, 954, 957, 958.2 with CODE (MS4) BlueTec 4
- ENGINES 926.9 in MODEL 950, 952, 953, 954, 957, 958.2 with CODE (MS5) BlueTec 5
- ENGINES 926.9 in MODEL 958.0 with CODE (MS4) BlueTec 4
- ENGINES 926.9 in MODEL 958.0 with CODE (MS5) BlueTec 5



- 1 AdBlue filter (pressure filter)
- 2 Test strips

- A Test strips without discoloration
- B Test strips with discoloration



W14.40-1490-06

	Removing		
1	Remove AdBlue filter (1) for the pump module	Engine 457.9 Engine 541.9, 542.9 Engines 900.9, 902.9, 924.9, 925.9, 926.9	AR14.40-W-2009B AR14.40-W-2009A AR14.40-W-2009C
2	Rub test strips (2) firmly between the lamella of the AdBlue filter (1) and on the inner wall of the filter housing as well as the filter bowl	ⓘ If there is no discoloration of the test strips (2): ↓ Proceed with operation step 6 If the test strips (2) are discolored, there are residues of oil, diesel, cold cleaning solvent or other hydrocarbon compounds in the AdBlue: ↓ Proceed with operation step 3	

 SI	Service Information: AdBlue tank filled with wrong fluid		SI14.40-W-0006A
3	Replace all AdBlue hose lines		
4	Replace pump module	Engine 457.9 Engine 541.9, 542.9 Engines 900.9, 902.9, 924.9, 925.9, 926.9	AR14.40-W-2007B AR14.40-W-2007A AR14.40-W-2007C
5	Clean the AdBlue container	Engine 457.9 Engine 541.9, 542.9 Engines 900.9, 902.9, 924.9, 925.9, 926.9	AR14.40-W-2014B AR14.40-W-2014A AR14.40-W-2014C
	Install		
6	Install AdBlue filter (1) for the pump module	Engine 457.9 Engine 541.9, 542.9 Engines 900.9, 902.9, 924.9, 925.9, 926.9	AR14.40-W-2009B AR14.40-W-2009A AR14.40-W-2009C