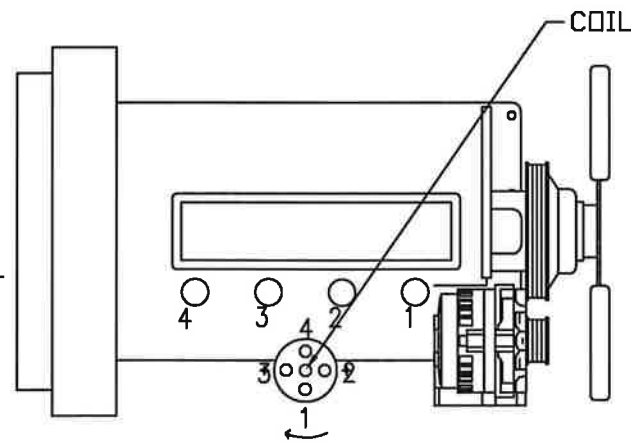
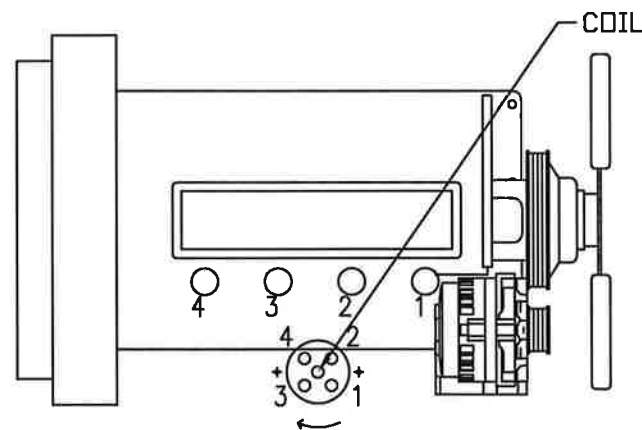


TOP VIEW
R.F.O.B.
CHRYSLER 2.8L



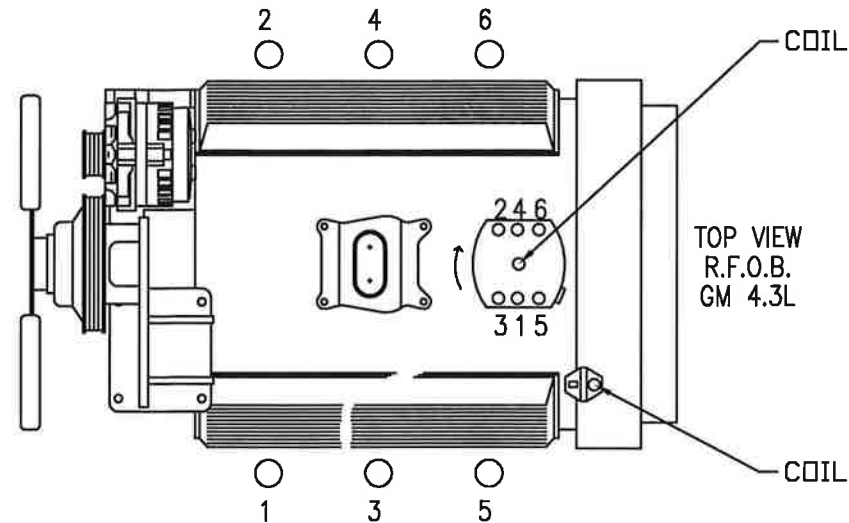
FIRING ORDER: 1-3-4-2

TOP VIEW
R.F.O.B.
GM 3.0L



FIRING ORDER: 1-3-4-2

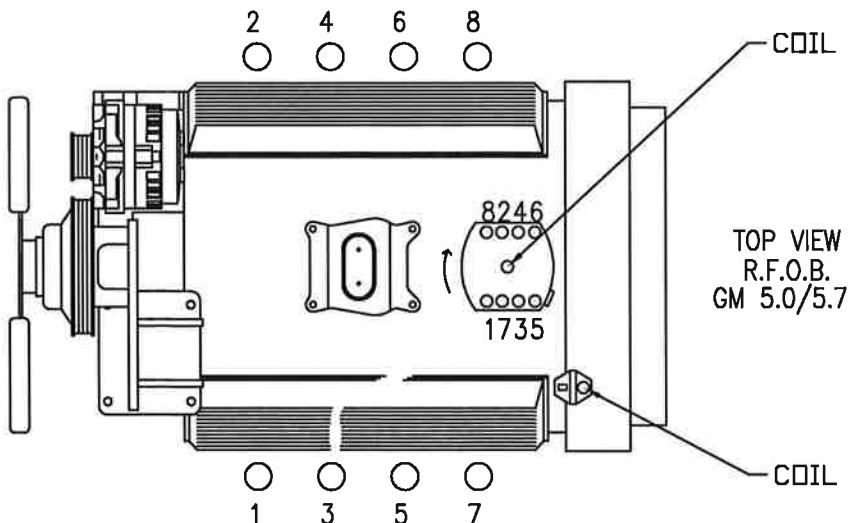
2 4 6



TOP VIEW
R.F.O.B.
GM 4.3L

FIRING ORDER: 1-6-5-4-3-2

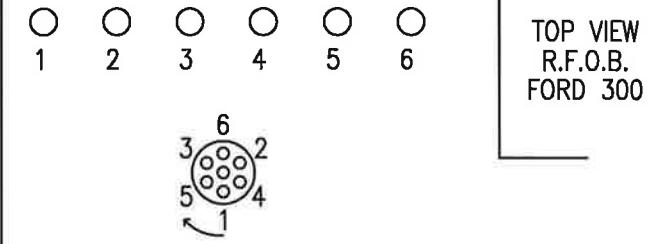
2 4 6 8



TOP VIEW
R.F.O.B.
GM 5.0/5.7L

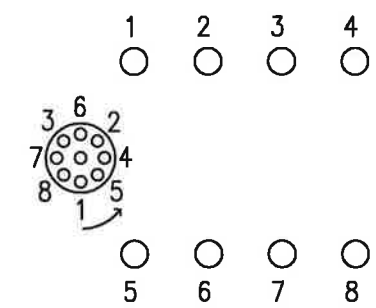
FIRING ORDER: 1-8-4-3-6-5-7-2

1 2 3 4 5 6



TOP VIEW
R.F.O.B.
FORD 300

FIRING ORDER: 1-5-3-6-2-4



TOP VIEW
R.F.O.B.
FORD 460

FIRING ORDER: 1-5-4-2-6-3-7-8

NOTES:
1. *R.F.O.B.: REAR FACE OF BLOCK

- REVISION:
1. CHANGED FIRING ORDER OF 3.0 GM 2-18-98 LJS
 2. CHANGED FIRING ORDER OF 460 FORD PER. R.P. 9-23-98 LJS
 3. UPDATED PRINT AND ADDED NISSAN 10-29-04 MRL
 4. CORRECTED DISTRIBUTOR ROTATION ON NISSAN ENGINE 8-3-05 MRL
 5. CORRECTED DISTRIBUTOR ROTATION ON CHRYSLER ENGINE 02-20-09 JDA
 6. UPDATED DISTRIBUTOR ON GM 4.3 & 5.0/5.7 10-16-09 MTH

KATOLIGHT			
MANKATO, MINNESOTA			
PLUG WIRE ASSEMBLIES			
SIZE B	DATE 7-29-97	DWG NO 204-564	
SCALE NONE	PART NO	DWN BY MRL	SHEET 1 OF 1