



**MARATHON ELECTRIC
SYNCHRONOUS AC GENERATOR
TYPICAL SUBMITTAL DATA**

Basic Model: 431CSL6202

Winding: WC1900

Date: 6/16/08

kW (kVA)	3 Phase			0.8 Power Factor			Dripproof or Open Enclosure			
	Class B		Class F						Class H	
	80° C ① Continuous	90° C ① Lloyds	95° C ① ABS	105° C † British Standard	105° C ① Continuous	130° C ① Standby	125° C † British Standard	125° C ① Continuous	150° C ① Standby	
240/480	125 (156)	131 (164)	135 (169)	142 (178)	142 (178)	155 (194)	145 (181)	151 (189)	160 (200)	
230/460	125 (156)	132 (165)	136 (170)	143 (179)	143 (179)	155 (194)	145 (181)	152 (190)	160 (200)	
220/440	125 (156)	132 (165)	136 (170)	143 (179)	143 (179)	153 (191)	145 (181)	151 (189)	160 (200)	
208/416	125 (156)	130 (163)	133 (166)	140 (175)	140 (175)	151 (189)	141 (176)	147 (184)	155 (194)	
190/380	115 (144)	120 (150)	123 (154)	130 (163)	130 (163)	140 (175)	132 (165)	135 (169)	145 (181)	

① Rise by resistance method, Mil-Std-705, Method 680.1b.

† Rating per BS 5000.

Submittal Data: 240/480 Volts*, 187 kVA, 1800 RPM, 60 Hz, 3 Phase					
Mil-Std-705B			Mil-Std-705B		
Method	Description	Value	Method	Description	Value
301.1b	Insulation Resistance	> 1.5 Meg	505.3b	Overspeed	2250 RPM
302.1a	High Potential Test		507.1c	Phase Sequence CCW-ODE	ABC
	Main Stator	2000 Volts	508.1c	Voltage Balance, L-L or L-N	0.2%
	Main Rotor	1500 Volts	601.4a	L-L Harmonic Maximum - Total (Distortion Factor)	5.0%
	Exciter Stator	1500 Volts	601.4a	L-L Harmonic Maximum - Single	3.0%
	Exciter Rotor	1500 Volts	601.1c	Deviation Factor	5.0%
	PMG Stator	1500 Volts**	--	TIF (1960 Weightings)	<50
401.1a	Stator Resistance, Line to Line High Wye Connection	0.0718 Ohms	625.1c	Mechanical Strength (High Wye Connection, Sustained 3 Phase Short Circuit Current) ⁽³⁾	< 300%
	Rotor Resistance	0.598 Ohms	652.1a	Shaft Current	< 0.1 ma
	Exciter Stator	18.5 Ohms	652.1a	Main Stator Capacitance to Ground	0.015 mfd
	Exciter Rotor	0.116 Ohms			
	PMG Stator	2.1 Ohms**			
410.1a	No Load Exciter Field Amps at 480 Volts Line to Line	0.6 A DC			
420.1a	Short Circuit Ratio	0.42			
421.1a	Xd Synchronous Reactance	3.08 pu			
422.1a	X2 Negative Sequence Reactance	0.258 pu			
423.1a	X0 Zero Sequence Reactance	0.048 pu			
425.1a	X'd Transient Reactance	0.183 pu			
426.1a	X''d Subtransient Reactance	0.175 pu			
--	Xq Quadrature Synchronous Reactance	1.425 pu			
427.1a	T'd Transient Short Circuit Time Constant	0.048 sec.			
428.1a	T''d Subtransient Short Circuit Time Constant	0.005 sec.			
430.1a	T'do Transient Open Circuit Time Constant	1.34 sec.			
432.1a	Ta Short Circuit Time Constant of Armature Winding	0.014 sec.			

**Additional Prototype Mil-Std Methods
are Available on Request.**

⁽³⁾ Excitation support system or PMG required to sustain short circuit currents.

* Voltage refers to wye (star) connection, unless otherwise specified.

**Not supplied as standard equipment.

***DVR[®]2000 voltage regulator supplied with PMG option. DVR[®]2000 voltage regulation 1/4%, 1 or 3 Phase sensing.



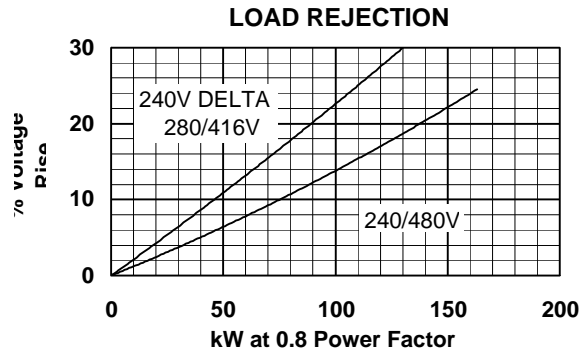
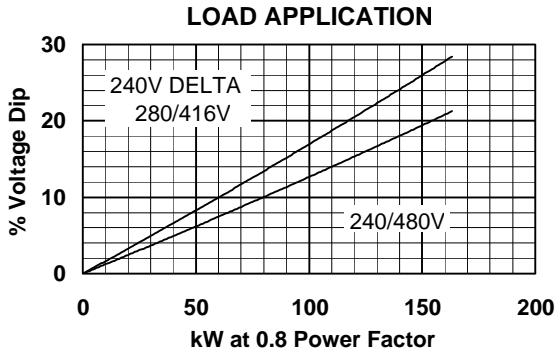
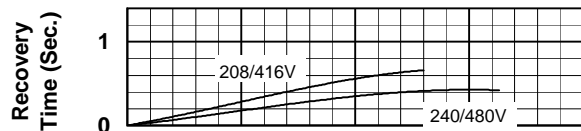
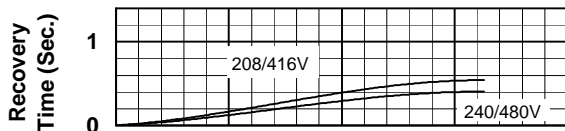
MARATHON ELECTRIC SYNCHRONOUS AC GENERATOR TYPICAL SUBMITTAL DATA

Basic Model: **431CSL6202**

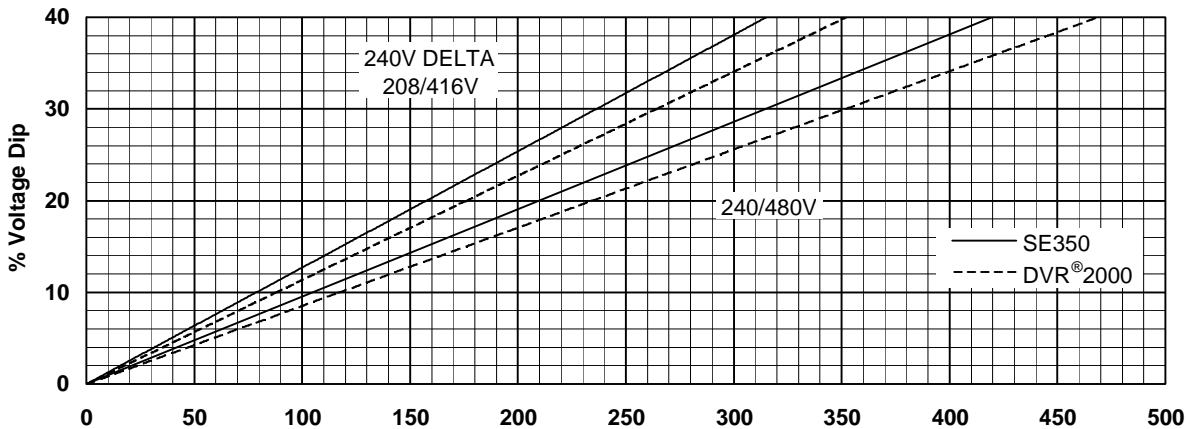
Winding: **WC1900**

Date: **6/16/08**

60 HERTZ

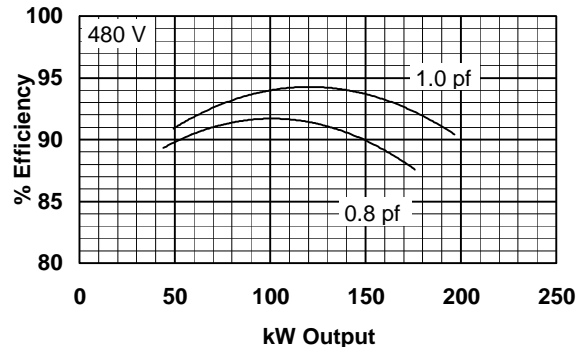
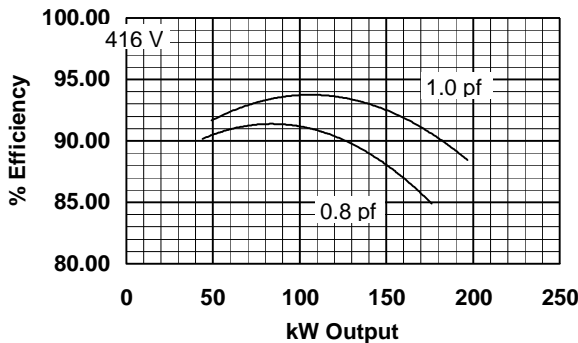


TYPICAL MOTOR STARTING CHARACTERISTICS



Locked Rotor kVA

TYPICAL GENERATOR EFFICIENCY



Voltage refers to wye (star) connection, unless otherwise specified.