



**MARATHON ELECTRIC
SYNCHRONOUS AC GENERATOR
TYPICAL DYNAMIC CHARACTERISTICS**

Basic Model: **432CSL6210**

Winding: **WC1904**

Date: **6/16/08**

kW (kVA)	1800 RPM			60 Hertz			12 Leads		
	3 Phase			0.8 Power Factor			Dripproof or Open Enclosure		
	Class B	Class F		Class H					
Voltage*	80° C ① Continuou s	90° C ① Lloyds	95° C ① ABS	105° C ② British Standard	105° C ① Continuou s	130° C ① Standby	125° C ② British Standard	125° C ① Continuous	150° C ① Standby
240/480	220 (275)	237 (296)	245 (306)	260 (325)	260 (325)	280 (350)	265 (331)	275 (344)	291 (364)
230/460	220 (275)	237 (296)	245 (306)	260 (325)	260 (325)	282 (353)	265 (331)	277 (346)	292 (365)
220/440	221 (276)	240 (300)	247 (309)	261 (326)	261 (326)	283 (354)	265 (331)	278 (348)	292 (365)
208/416	220 (275)	236 (295)	245 (306)	260 (325)	260 (325)	280 (350)	261 (326)	275 (344)	287 (359)
190/380	213 (266)	230 (288)	233 (291)	245 (306)	245 (306)	265 (331)	250 (313)	260 (325)	275 (344)

① Rise by resistance method, Mil-Std-705, Method 680.1b

② Rating per BS 5000.

Submittal Data: 240/480 Volts*, 312 kVA, 1800 RPM, 60 Hz, 3 Phase					
Mil-Std-705B			Mil-Std-705B		
Method	Description	Value	Method	Description	Value
301.1b	Insulation Resistance	> 1.5 Meg	505.3b	Overspeed	2250 RPM
302.1a	High Potential Test		507.1c	Phase Sequence CCW-ODE	ABC
	Main Stator	2000 Volts	508.1c	Voltage Balance, L-L or L-N	0.2%
	Main Rotor	1500 Volts	601.4a	L-L Harmonic Maximum - Total (Distortion Factor)	5.0%
	Exciter Stator	1500 Volts	601.4a	L-L Harmonic Maximum - Single	3.0%
	Exciter Rotor	1500 Volts	601.1c	Deviation Factor	5.0%
	PMG Stator	1500 Volts**	---	TIF (1960 Weightings)	<50
401.1a	Stator Resistance, Line to Line		625.1c	Mechanical Strength (High Wye Connection, Sustained 3 Phase Short Circuit Current) ⁽³⁾	< 300%
	High Wye Connection	0.0214 Ohms	652.1a	Shaft Current	< 0.1 ma
	Rotor Resistance	0.841 Ohms	652.1a	Main Stator Capacitance to Ground	0.019 mfd
	Exciter Stator	18.5 Ohms			
	Exciter Rotor	0.116 Ohms			
	PMG Stator	2.1 Ohms**			
410.1a	No Load Exciter Field Amps at 480 Volts Line to Line	0.72 A DC			
420.1a	Short Circuit Ratio	0.57			
421.1a	Xd Synchronous Reactance	2.333 pu			
422.1a	X2 Negative Sequence Reactance	0.167 pu			
423.1a	X0 Zero Sequence Reactance	0.081 pu			
425.1a	X'd Transient Reactance	0.114 pu			
426.1a	X" d Subtransient Reactance	0.093 pu			
--	Xq Quadrature Synchronous Reactance	1.106 pu			
427.1a	T'd Transient Short Circuit Time Constant	0.065 sec.			
428.1a	T" d Subtransient Short Circuit Time Constant	0.013 sec.			
430.1a	T' do Transient Open Circuit Time Constant	1.79 sec.			
432.1a	Ta Short Circuit Time Constant of Armature Winding	0.017 sec.			

⁽³⁾ Excitation support system or PMG required to sustain short circuit currents.

* Voltage refers to wye (star) connection, unless otherwise specified.

**Not supplied as standard equipment.

***DVR[®]2000 voltage regulator supplied with PMG option. DVR[®]2000 voltage regulation 1/4%, 1 or 3 Phase sensing.

**Additional Prototype Mil-Std Methods
are Available on Request.**



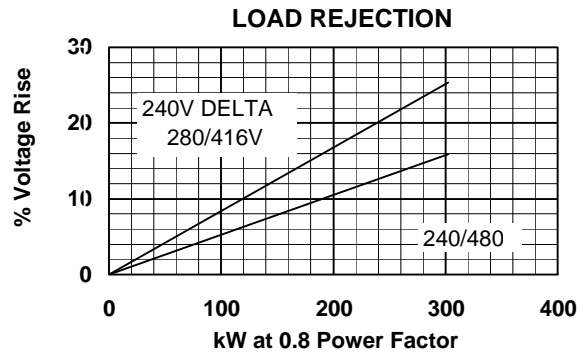
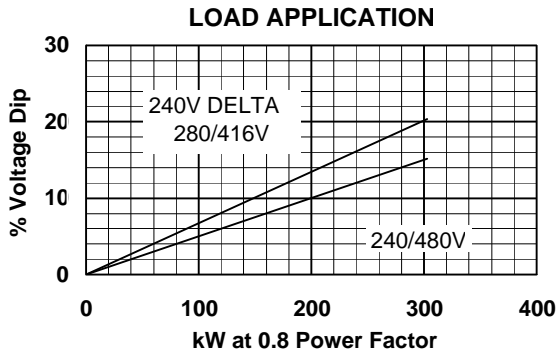
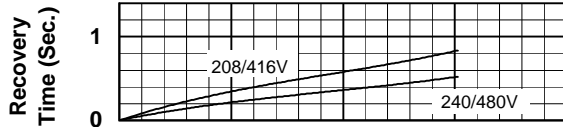
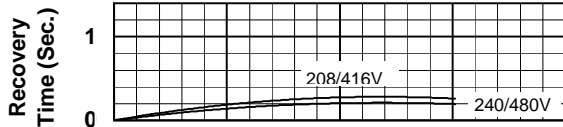
**MARATHON ELECTRIC
SYNCHRONOUS AC GENERATOR
TYPICAL DYNAMIC CHARACTERISTICS**

Basic Model: 432CSL6210

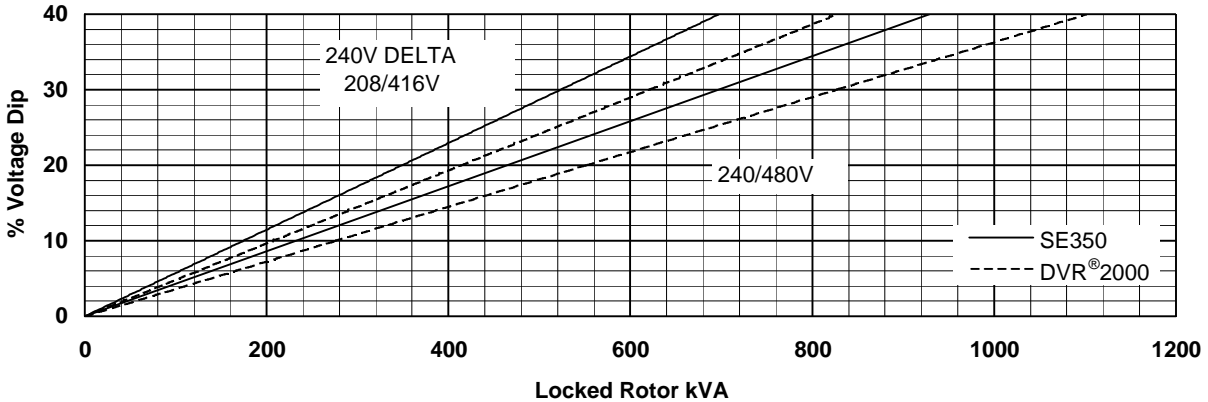
Winding: WC1904

Date: 6/16/08

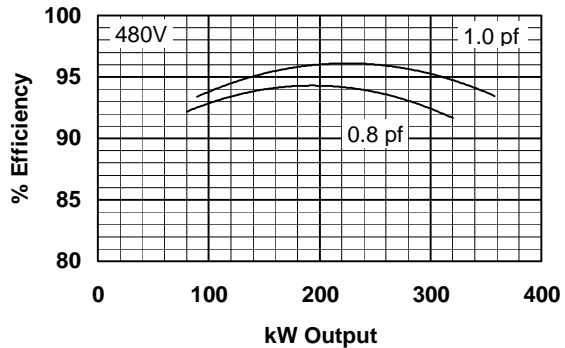
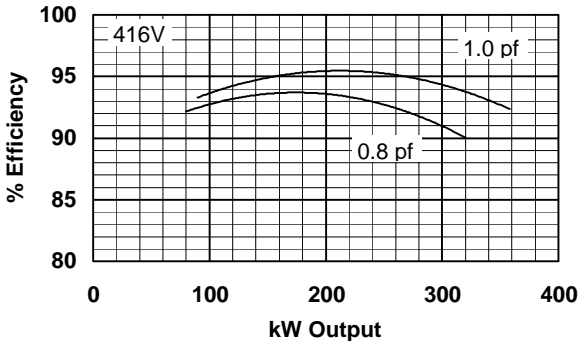
60 HERTZ



TYPICAL MOTOR STARTING CHARACTERISTICS



TYPICAL GENERATOR EFFICIENCY



Voltage refers to wye (star) connection, unless otherwise specified.