TYPICAL SUBMITTAL DATA

MODEL : 573RSL4033

BASE MODEL: 573RSL4033 **Winding H-SG570075**

Submittal Data: 480 Volts*, 700 kW, 875 kVA, 0.8 P.F., 1800 RPM, 60 Hz, 3 Phase

Kilowatt ratings at	**1800 RPM**			**60 Hertz**		**12 LEADS**	**Standard 3 phase**		
kW (kVA)		**3 Phase**		**0.8 Power Factor**			**Dripproof or Open Enclosure**		
	Class B	**Class F**					**Class H**		
Voltage*	**80º C ① Continuous**	**90º C ① Lloyds**	**95º C ① ABS**	**105º C British Standard**	**105º C Continuous**	**130º C ① Standby**	**125º C British Standard**	**125º C Continuous**	**150º C ① Standby**
480/240	570 (713)	625 (781)	645 (806)	680 (850)	680 (850)	700 (875)	695 (869)	700 (875)	765 (956)
460/230	595 (744)	645 (806)	655 (819)	700 (875)	700 (875)	730 (913)	715 (894)	730 (913)	785 (981)
440/220	595 (744)	635 (794)	640 (800)	680 (850)	680 (850)	730 (913)	715 (894)	725 (906)	765 (956)
416/208	570 (713)	600 (750)	610 (763)	645 (806)	650 (813)	700 (875)	685 (856)	685 (856)	725 (906)
380/190	525 (656)	555 (694)	560 (700)	595 (744)	595 (744)	595 (744)	595 (744)	595 (744)	595 (744)

① Rise by resistance method, Mil-Std-705, Method 680.1b. *British Standard Rating per BS 5000*

Submittal Data: 480 Volts*, 700 kW, 875 kVA, 0.8 P.F., 1800 RPM, 60 Hz, 3 Phase **STD. CONNECTION**

Mil-Std-705B

Method	**Description**	**Value**
301.1b	Insulation Resistance	>1.5 Meg
302.1a	High Potential Test	
	Main Stator	2000 Volts
	Main Rotor	1500 Volts
	Exciter Stator	1500 Volts
	Exciter Rotor	1500 Volts
	PMG Stator	1500 Volts
401.1a	Stator Resistance, Line to Line	
	High Wye Connection	0.0074 Ohms
	Rotor Resistance	0.472 Ohms
	Exciter Stator	23 Ohms
	Exciter Rotor	0.045 Ohms
	PMG Stator	2.1 Ohms
410.1a	No Load Exciter Field Amps	0.65 A DC
	at 240/480 Volts Line to Line	
420.1a	Short Circuit Ratio	0.489
421.1a	Xd Synchronous Reactance	3.09 pu
		0.814 ohms
422.1a	X2 Negative Sequence React.	0.217 pu
		0.057 ohms
423.1a	X0 Zero Sequence Reactance	0.058 pu
		0.015 ohms
425.1a	X'd Transient Reactance	0.153 pu
		0.04 ohms
426.1a	X''d Subtransient Reactance	0.132 pu
		0.035 ohms
--	Xq Quadrature Synch. React.	1.25 pu
		0.329 ohms
427.1a	T'd Transient Short Circuit	
	Time Constant	0.127 sec.
428.1a	T''d Subtransient Short Circuit	
	Time Constant	0.009 sec.
430.1a	T'do Transient Open Circuit	
	Time Constant	1.67 sec.
432.1a	Ta Short Circuit Time	
	Constant of Armature Winding	0.015 sec.

Mil-Std-705B

Method	**Description**	**Value**
505.3b	Overspeed	2250 RPM
507.1c	Phase Sequence CCW-ODE	ABC
508.1c	Voltage Balance, L-L or L-N	0.20%
601.4a	L-L Harmonic Maximum - Total	5.0%
	(Distortion Factor)	
601.4a	L-L Harmonic Maximum - Single	3.0%
601.1c	Deviation Factor	5.0%
---	TIF (1960 Weightings)	< 50
---	THF (IEC, BS & NEMA Weightings)	< 2 %
652.1a	Shaft Current	< 0.1 ma
---	Main Stator Capacitance to ground	0.03 mfd
	Additional Prototype Mil-Std Methods are Available on Request.	
--	Generator Frame	573
--	Type	MAGNAMAXDVR
--	Insulation	Class H
--	Coupling - Single Bearing	Flexible
--	Amortisseur Windings	Full
--	Excitation	Ext. Voltage Regulated, Brushless
--	Voltage Regulator	DVR2000E
--	Voltage Regulation	0.25%
--	Cooling Air Volume	1400 CFM
--	Heat rejection rate	2379 Btu's/min
--	Full load current	1052 amps
--	Minimum Input hp required	994.4
	Efficiency at rated load :	94.4%
--	Full load torque	2900 Lb-ft

(3) Excitation support system or PMG required to sustain short circuit currents.

** Voltages refer to wye (star) connection, unless otherwise specified.*

TYPICAL DYNAMIC CHARACTERISTICS

MODEL : 573RSL4033

BASE MODEL: 573RSL4033 **Winding H-SG570075**
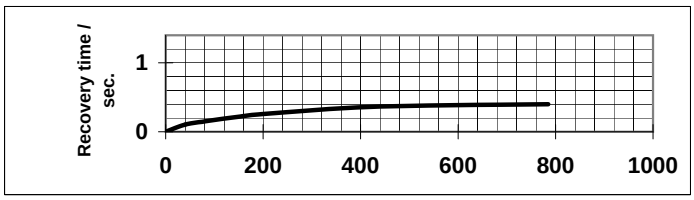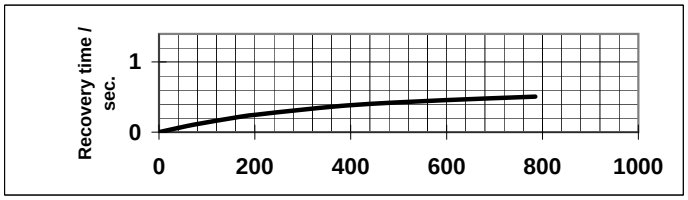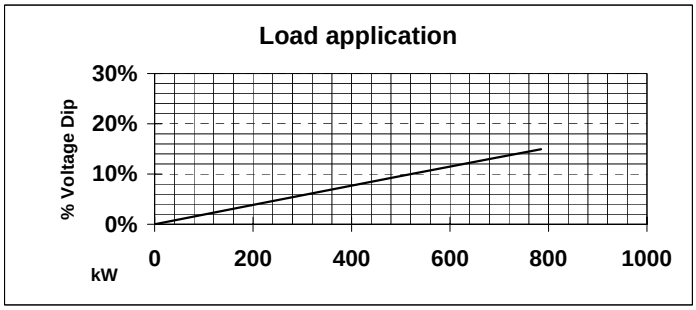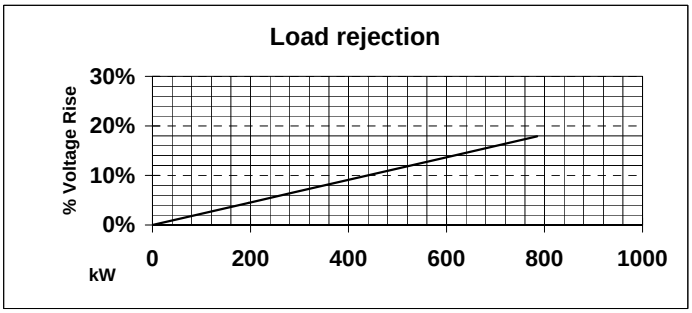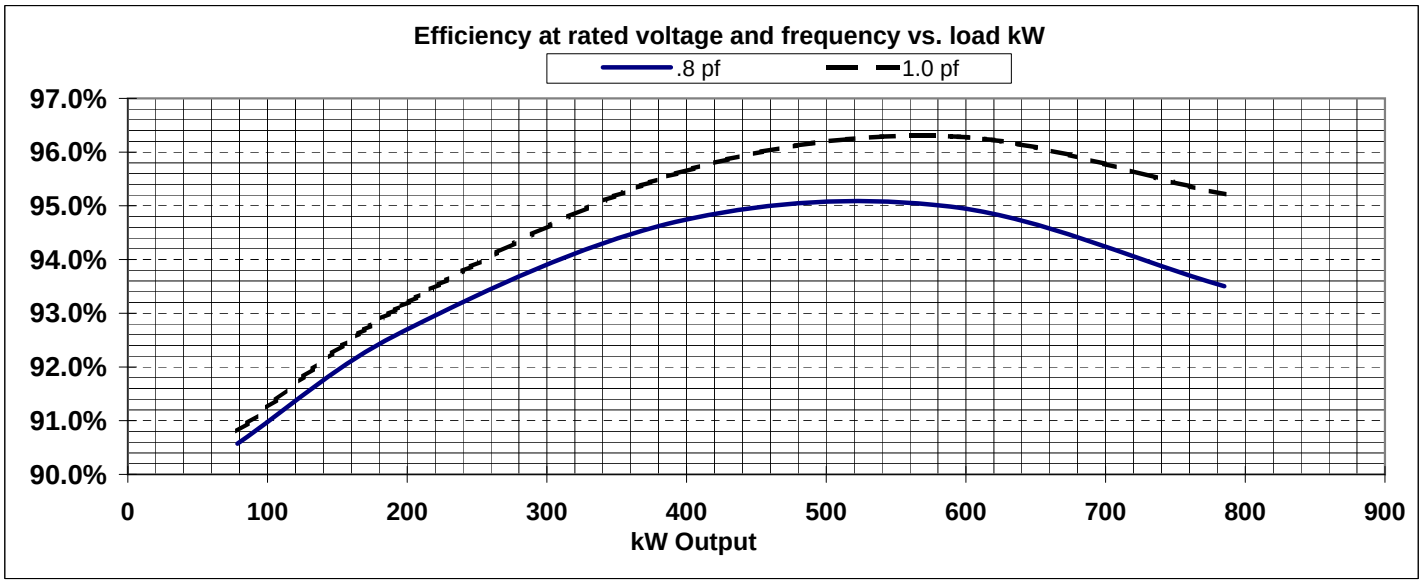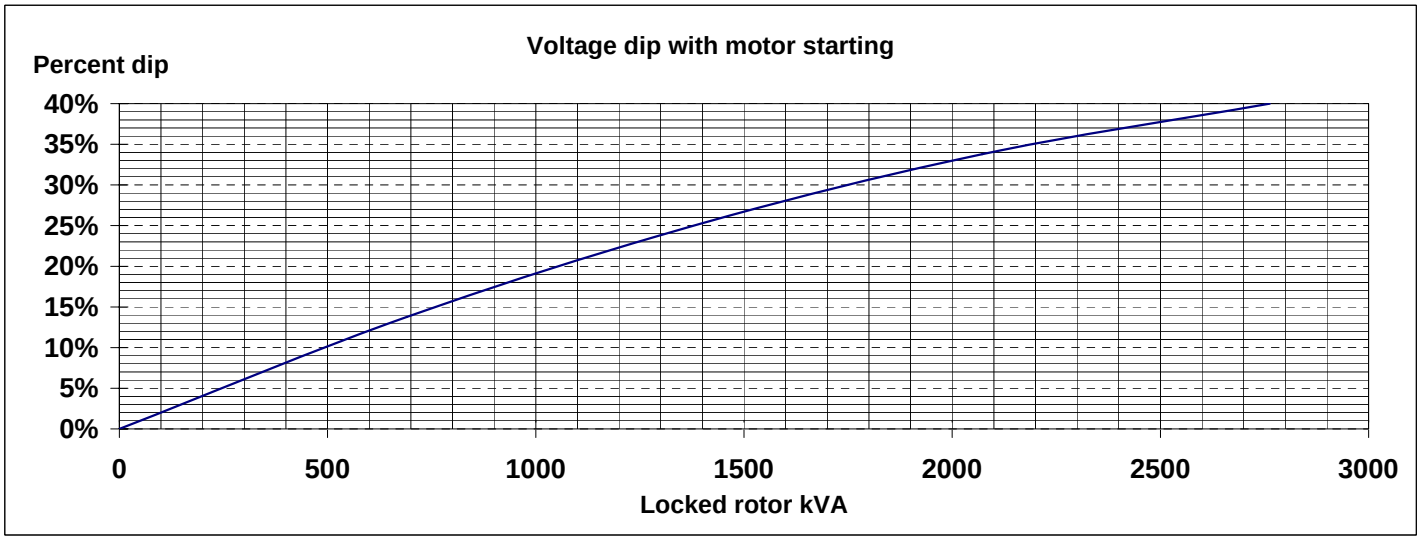
Submittal Data: 480 Volts*, 700 kW, 875 kVA, 0.8 P.F., 1800 RPM, 60 Hz, 3 Phase