MODEL : 741RSL4045

BASE MODEL: 741RSL4045 **Winding H-SG740062**

Submittal Data: 480 Volts*, 1100 kW, 1375 kVA, 0.8 P.F., 1800 RPM, 60 Hz, 3 Phase

Kilowatt ratings at	**1800 RPM**		**60 Hertz**		**12 LEADS**	**Standard 3 phase**			
kW (kVA)	**3 Phase**		**0.8 Power Factor**				**Dripproof or Open Enclosure**		
	Class B	**Class F**					**Class H**		
Voltage*	**80º C ① Continuous**	**90º C ① Lloyds**	**95º C ① ABS**	**105º C British Standard**	**105º C Continuous**	**130º C ① Standby**	**125º C British Standard**	**125º C Continuous**	**150º C ① Standby**
480/240	865 (1081)	940 (1175)	940 (1175)	1030 (1288)	1030 (1288)	1100 (1375)	1030 (1288)	1080 (1350)	1100 (1375)
460/230	870 (1088)	925 (1156)	900 (1125)	1000 (1250)	1000 (1250)	1070 (1338)	1040 (1300)	1050 (1313)	1110 (1388)
440/220	840 (1050)	890 (1113)	880 (1100)	960 (1200)	960 (1200)	1030 (1288)	1020 (1275)	1020 (1275)	1070 (1338)
416/208	810 (1013)	855 (1069)	840 (1050)	920 (1150)	920 (1150)	1000 (1250)	970 (1213)	970 (1213)	1020 (1275)
380/190	740 (925)	780 (975)	780 (975)	840 (1050)	840 (1050)	840 (1050)	840 (1050)	840 (1050)	840 (1050)

① Rise by resistance method, Mil-Std-705, Method 680.1b. *British Standard Rating per BS 5000*

Submittal Data: 480 Volts*, 1100 kW, 1375 kVA, 0.8 P.F., 1800 RPM, 60 Hz, 3 Phase **STD. CONNECTION**

Mil-Std-705B			**Mil-Std-705B**		
Method	**Description**	**Value**	**Method**	**Description**	**Value**
301.1b	Insulation Resistance	>1.5 Meg	505.3b	Overspeed	2250 RPM
302.1a	High Potential Test		507.1c	Phase Sequence CCW-ODE	ABC
	Main Stator	2000 Volts	508.1c	Voltage Balance, L-L or L-N	0.20%
	Main Rotor	1500 Volts	601.4a	L-L Harmonic Maximum - Total	5.0%
	Exciter Stator	1500 Volts		(Distortion Factor)	
	Exciter Rotor	1500 Volts	601.4a	L-L Harmonic Maximum - Single	3.0%
	PMG Stator	1500 Volts	601.1c	Deviation Factor	5.0%
401.1a	Stator Resistance, Line to Line		---	TIF (1960 Weightings)	< 50
	High Wye Connection	0.0039 Ohms	---	THF (IEC, BS & NEMA Weightings)	< 2 %
	Rotor Resistance	0.708 Ohms	652.1a	Shaft Current	< 0.1 ma
	Exciter Stator	22 Ohms			
	Exciter Rotor	0.043 Ohms	---	Main Stator Capacitance to ground	0.05 mfd
	PMG Stator	2.1 Ohms			
410.1a	No Load Exciter Field Amps	0.69 A DC			
	at 240/480 Volts Line to Line			**Additional Prototype Mil-Std Methods**	
420.1a	Short Circuit Ratio	0.596		**are Available on Request.**	
421.1a	Xd Synchronous Reactance	2.37 pu	--	Generator Frame	741
		0.397 ohms	--	Type	MAGNAMAXDVR
422.1a	X2 Negative Sequence React.	0.222 pu	--	Insulation	Class H
		0.037 ohms	--	Coupling - Single Bearing	Flexible
423.1a	X0 Zero Sequence Reactance	0.07 pu	--	Amortisseur Windings	Full
		0.012 ohms	--	Excitation	Ext. Voltage Regulated, Brushless
425.1a	X'd Transient Reactance	0.169 pu	--	Voltage Regulator	DVR2000E
		0.028 ohms	--	Voltage Regulation	0.25%
426.1a	X''d Subtransient Reactance	0.128 pu			
		0.021 ohms			
--	Xq Quadrature Synch. React.	1.12 pu	--	Cooling Air Volume	3505 CFM
		0.188 ohms			
427.1a	T'd Transient Short Circuit		--	Heat rejection rate	3913 Btu's/min
	Time Constant	0.171 sec.			
428.1a	T''d Subtransient Short Circuit		--	Full load current	1654 amps
	Time Constant	0.01 sec.			
430.1a	T'do Transient Open Circuit		--	Minimum Input hp required	1566.7
	Time Constant	1.97 sec.		Efficiency at rated load :	94.1%
432.1a	Ta Short Circuit Time				
	Constant of Armature Winding	0.029 sec.	--	Full load torque	4570 Lb-ft

(3) Excitation support system or PMG required to sustain short circuit currents.

** Voltages refer to wye (star) connection, unless otherwise specified.*

MODEL : 741RSL4045

BASE MODEL: 741RSL4045 **Winding H-SG740062**
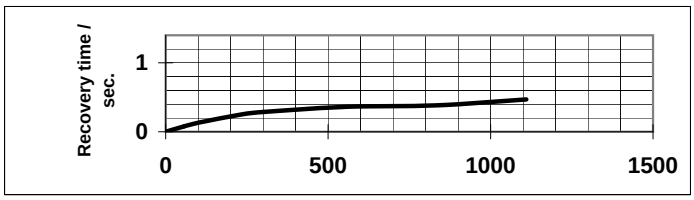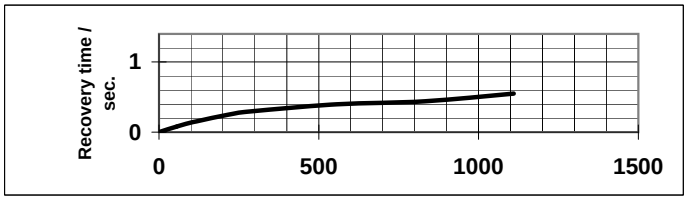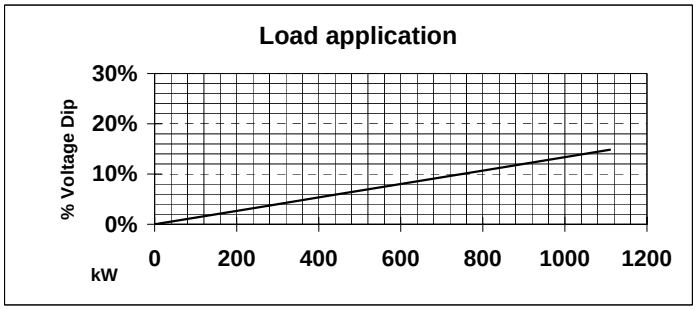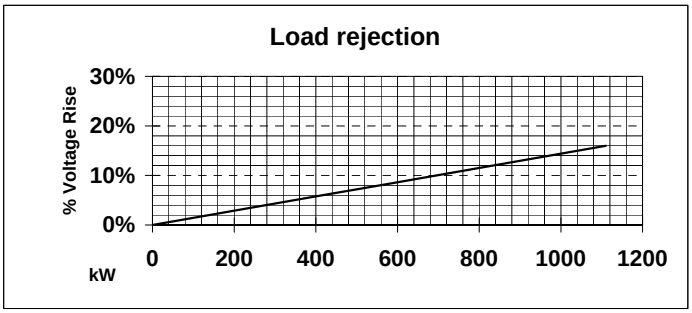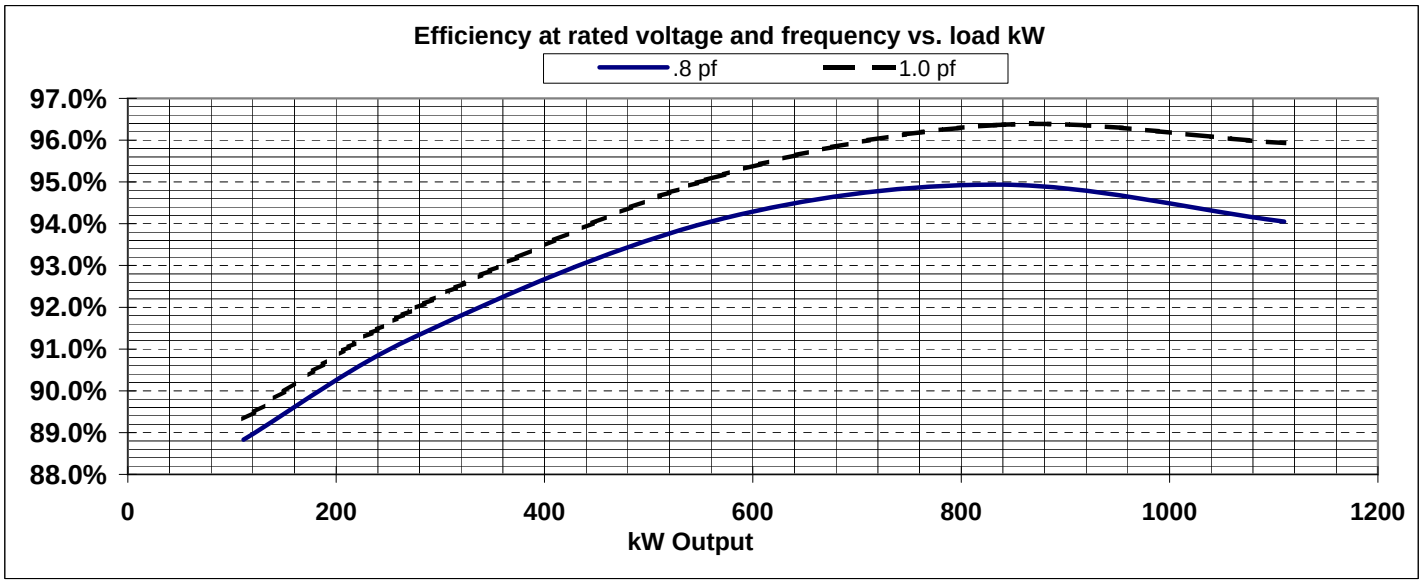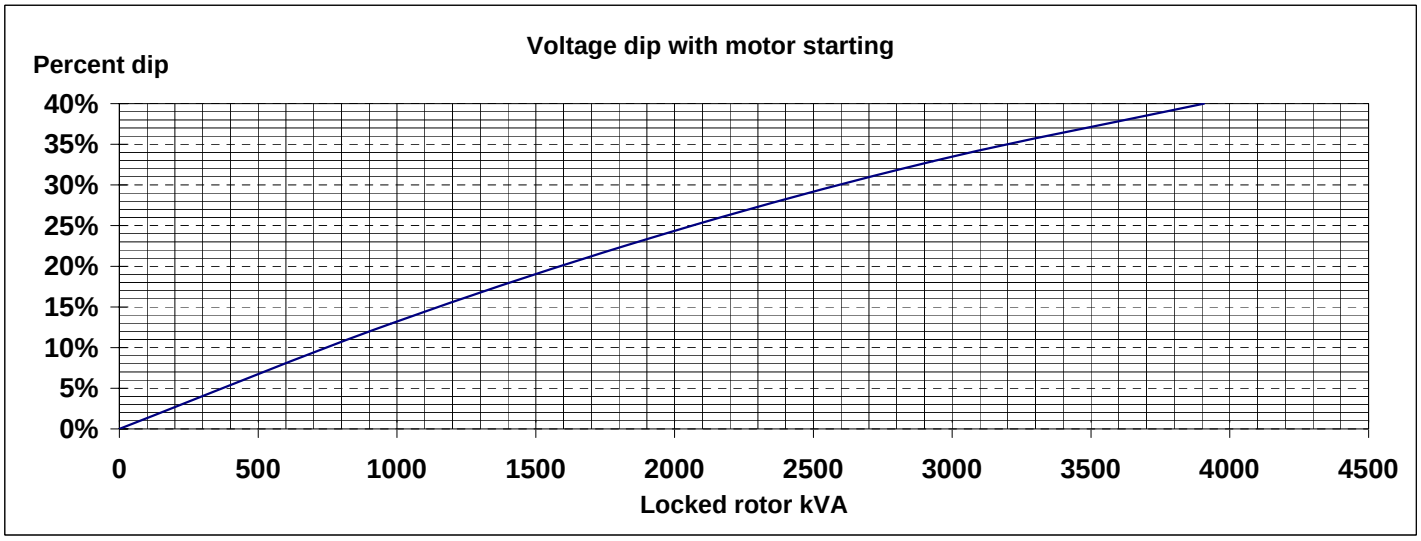
Submittal Data: 480 Volts*, 1100 kW, 1375 kVA, 0.8 P.F., 1800 RPM, 60 Hz, 3 Phase