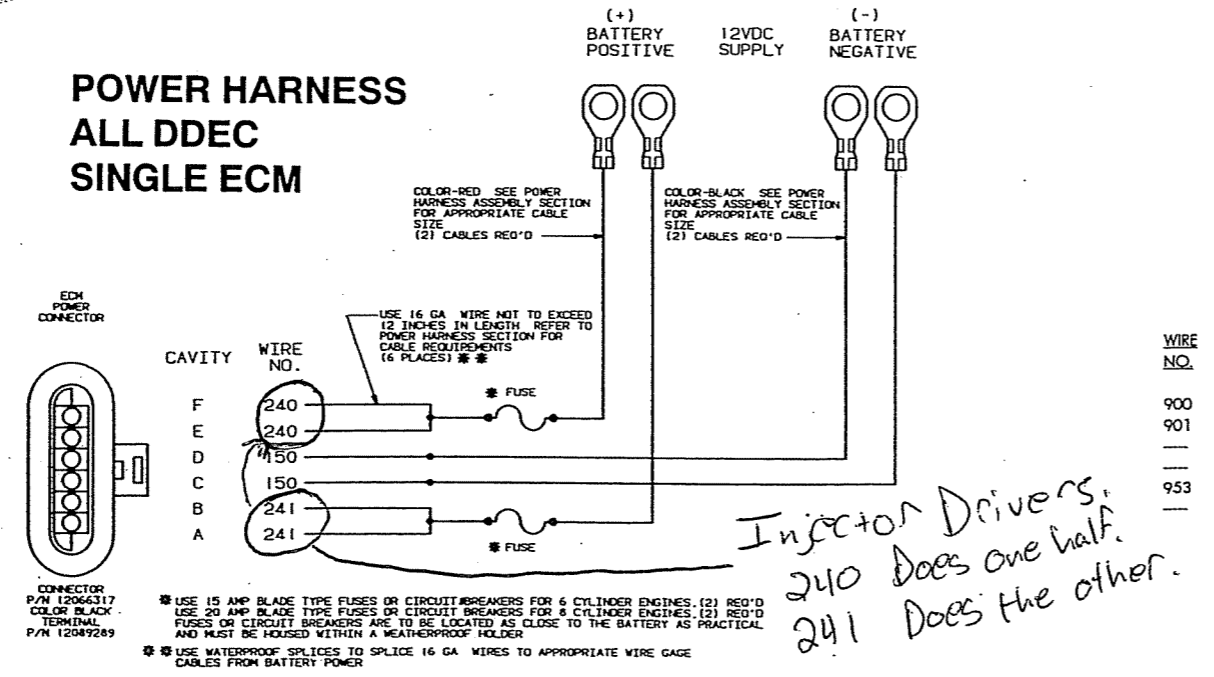


**DDEC II**

**60 Series**

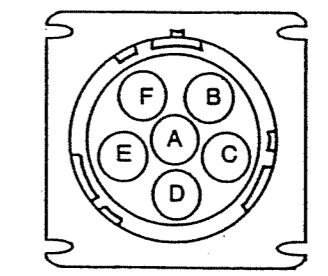
**OEM Side**

**POWER HARNESS ALL DDEC SINGLE ECM**



**DIAGNOSTIC CONNECTOR SAE J1708 STANDARD**

CAVITY	COLOR	LABEL
A	GRN/YEL	DATA LINK (-)
B	GRN	DATA LINK (+)
C	RED	SWITCHED 12VDC CAVITY PLUG
D	---	BATTERY GROUND CAVITY PLUG
E	BLK/WHT	---
F	---	---

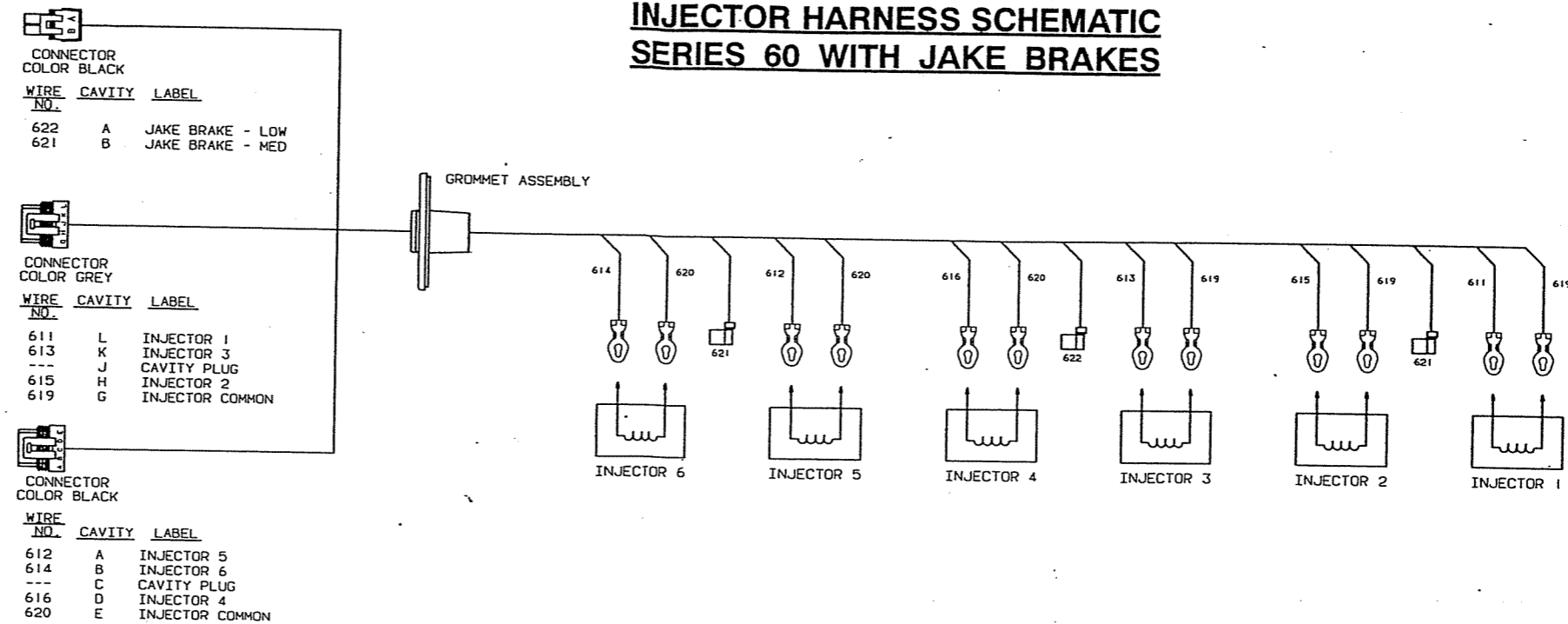


# DDEC II WIRING DIAGRAM

60 Series

Engine  
Side

## INJECTOR HARNESS SCHEMATIC SERIES 60 WITH JAKE BRAKES



### ECM CONNECTOR

LABEL	WIRE NO.	CAVITY	COLOR
TRS (-)	109	T-1	PPL
TRS (+)	110	T-2	DK GRN
SRS (+)	111	S-2	LT BLU
SRS (-)	112	S-1	WHT
OIL/COOLANT TEMP SENSOR SUPPLY (5VDC)	120	R-2	TAN
TURBO BOOST	432	P-1	LT GRN
SENSOR RETURN (ENGINE)	452	Y-2	BLACK
FUEL TEMP	472	R-3	ORN
OIL PRESSURE	530	P-2	BRN
FUEL PRESSURE	905	M-1	PNK
FIRE SUP/CRANKCASE MONITOR	906	N-1	YEL
BPS BLOWER/FIRE PUMP PRESS	907	R-1	DK GRN/YEL
BYPASS BLOWER CONTROL	909	Y-1	LT GRN/YEL
GLOW PLUG CONTROL	910	W-2	GRN/BLK
PROP COMM LINK (+)	925	L-3	DK BLU
PROP COMM LINK (-)	926	M-3	DK BLU/WHT

## ENGINE SENSOR HARNESS SCHEMATIC - SINGLE ECM

