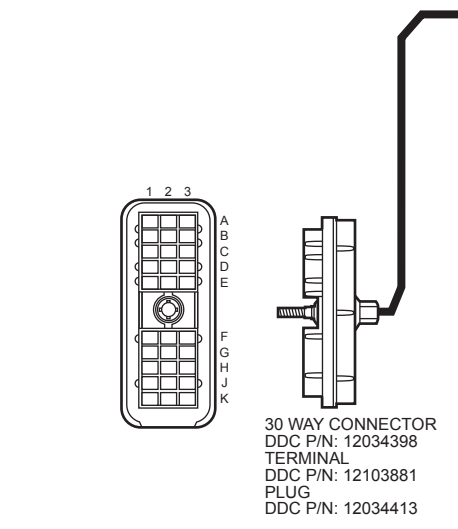

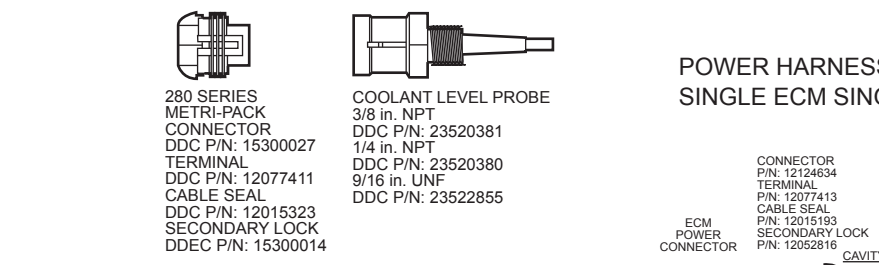
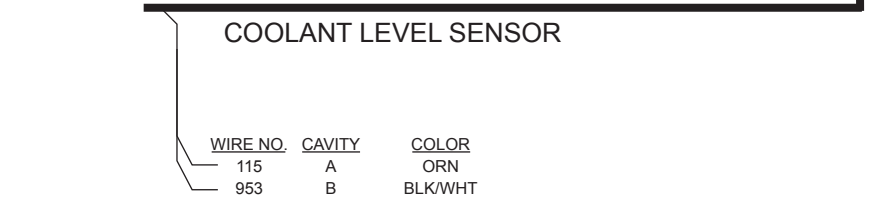


# SERIES 60 DDEC IV MY2003 EGR VEHICLE INTERFACE HARNESS

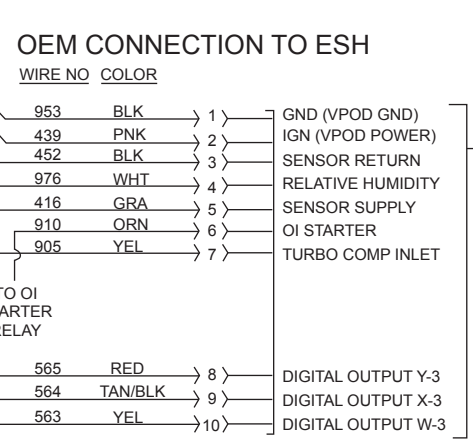
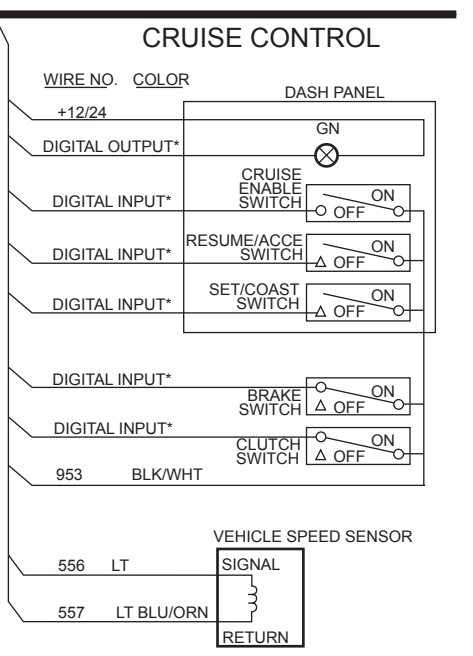
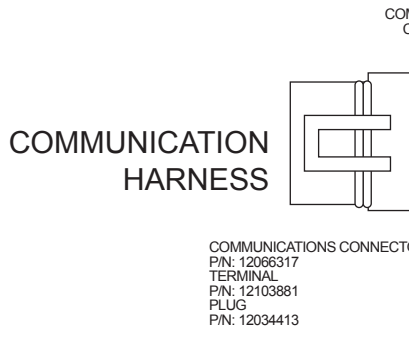
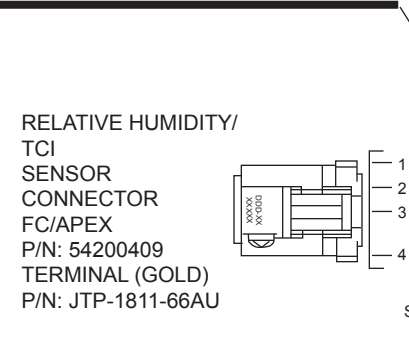
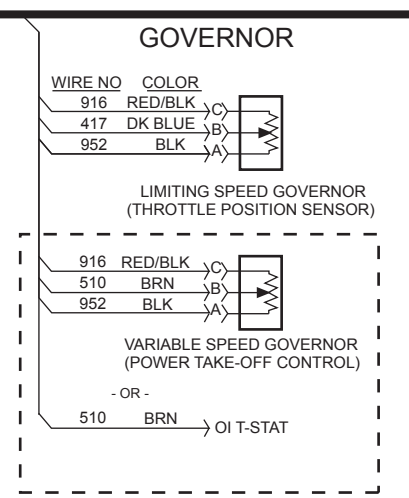
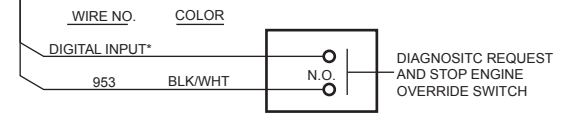
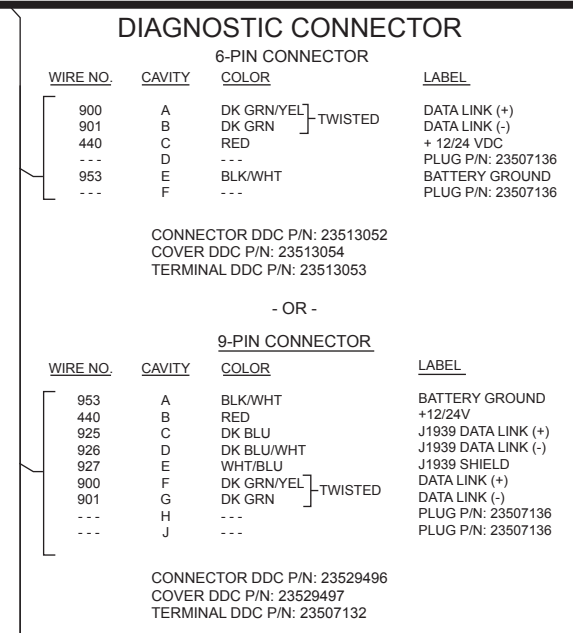
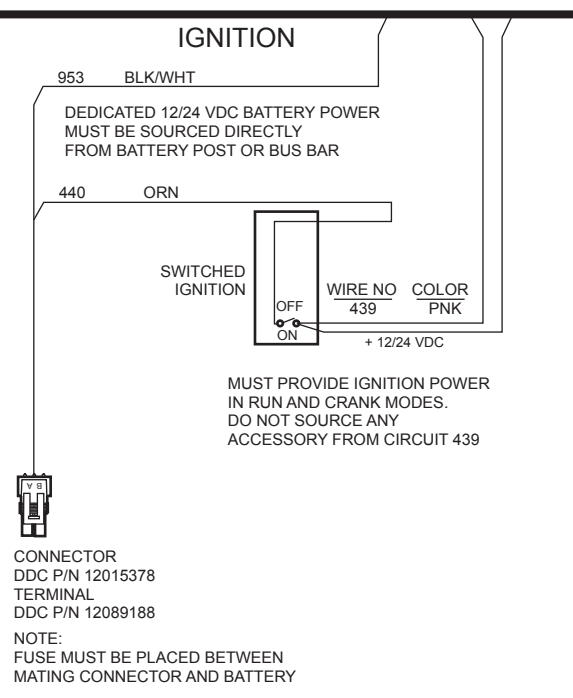
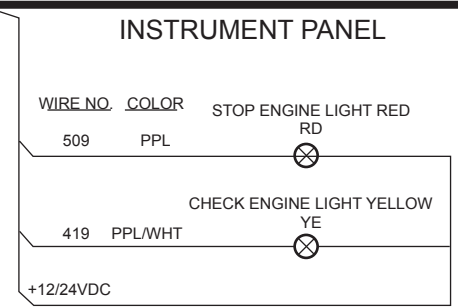
# OEM RESPONSIBILITY

LABEL	WIRE NO	CAVITY	COLOR
COOLANT LEVEL	115	H-3	ORN
LIMITING SPEED GOVERNOR	417	D-2	DK BLUE
CHECK ENGINE LIGHT	419	B-1	PPL/WHT
IGNITION	439	B-3	PNK
DIGITAL INPUT E-1	451	E-1	LT GRN
DIGITAL OUTPUT F-3	499	F-3	LT BLU
TACHOMETER DRIVE	505	K-1	GRA
STOP ENGINE LIGHT	509	B-2	PPL
OI THERMOSTAT OR PTO OR EXHAUST BACK PRESSURE (COACH ONLY)	510	D-1	BRN
DIGITAL INPUT H-1	523	H-1	GRA/RED
DIGITAL INPUT H-2	524	H-2	GRA
DIGITAL INPUT G-1	528	G-1	BRN/RED
DIGITAL INPUT J-2	531	J-2	ORN
DIGITAL INPUT J-1	541	J-1	YEL/RED
DIGITAL INPUT F-1	542	F-1	YEL
DIGITAL INPUT G-2	543	G-2	ORN/BLK
DIGITAL INPUT F-2	544	F-2	BRN/WHT
DIGITAL INPUT G-3	545	G-3	LT BLUE/YEL
DIGITAL OUTPUT A-2	555	A-2	TAN
VEHICLE SPEED (+)	556	E-2	LT BLUE/BLK
VEHICLE SPEED (-)	557	E-3	LT BLUE/ORN
DIGITAL INPUT K-2	583	K-2	LT BLUE/BLK
ESS TRANS OR FIRE TRUCK PUMP PRESSURE OR EXHAUST TEMP	749	D-3	YEL
DATA LINK (+)	900	C-2	DK GREEN/YEL
DATA LINK (-)	901	C-1	DK GREEN
PWM FAN OR OI ALARM OR PWM TRANSMISSION	908	J-3	WHT
SENSOR SUPPLY (5VDC)	916	A-3	RED/BLK
SENSOR RETURN	952	C-3	BLK
DIGITAL INPUT K-3	979	K-3	WHT
DIGITAL OUTPUT A-1	988	A-1	GRA

LABEL	WIRE NO	CAVITY	COLOR
+12 V FROM BATTERY	440	A	ORN
BATTERY GROUND	953	B	BLK/WHT



\* DIGITAL INPUTS AND DIGITAL OUTPUTS ARE PROGRAMMABLE BY THE OEM



COMMUNICATION CONNECTOR CAVITY	WIRE NO.	WIRE COLOR	LABEL
F	925	DK BLU	CAN_H/J 1939 (+) CONTROL DATA LINK
E	926	DK BLU/WHT	CAN_L/J 1939 (-) CONTROL DATA LINK
D	927	WHT/BLU	CAN_SHLD/J 1939 SHIELD
C	439	PNK	IGNITION (OPTIONAL)
B	801	TAN	J 1922 (-) DATA LINK
A	800	TAN/WHT	J 1922 (+) DATA LINK