

# DDEC V WIRING DIAGRAM

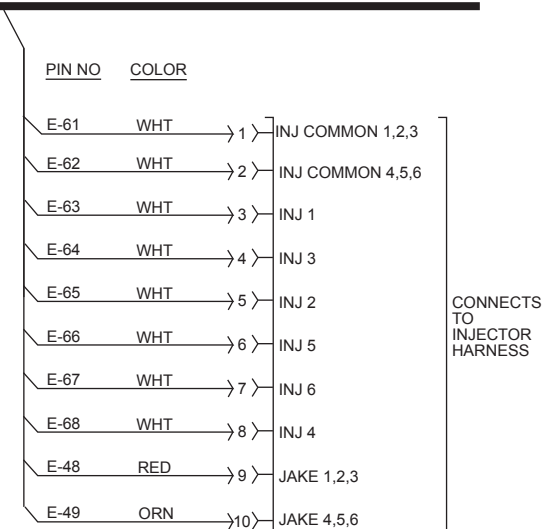
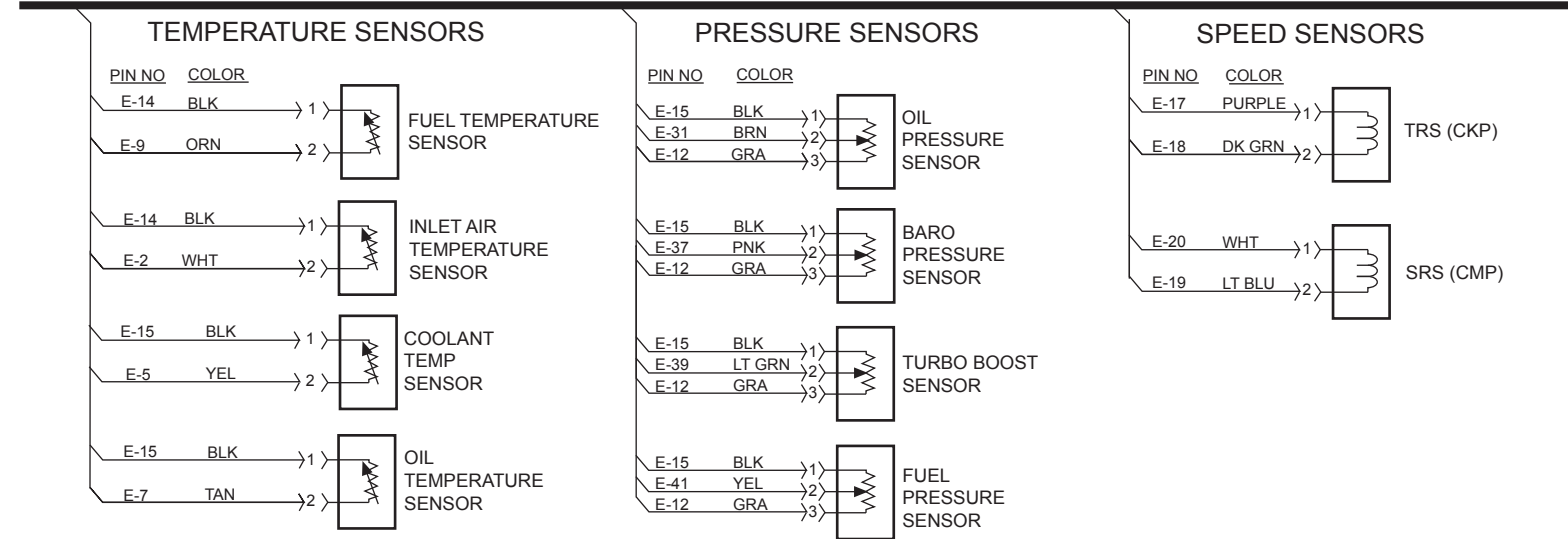
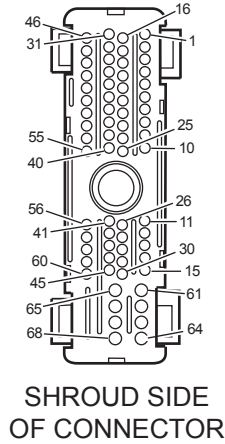
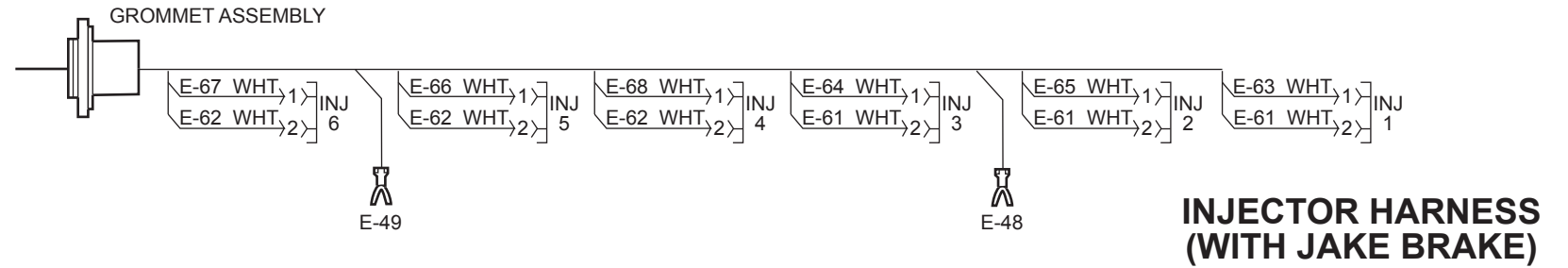


DDC RESPONSIBILITY

PIN NO. WIRE COLOR DESCRIPTION

E-1	-	SPARE
E-2	WHT	AIR TEMP
E-3	-	SPARE
E-4	-	SPARE
E-5	YEL	COOLANT TEMP
E-6	-	SPARE
E-7	TAN	OIL TEMP
E-8	-	SPARE
E-9	ORN	FUEL TEMP
E-10	-	SPARE
E-11	-	SPARE
E-12	GRA	SENSOR SUPPLY
E-13	-	SPARE
E-14	BLK	SENSOR RETURN
E-15	BLK	SENSOR RETURN
E-16	-	SPARE
E-17	PURPLE	TRS-
E-18	DK GRN	TRS+
E-19	LT BLU	SRS+
E-20	WHT	SRS-
E-21	-	SPARE
E-22	-	SPARE
E-23	-	SPARE
E-24	-	SPARE
E-25	-	SPARE
E-26	-	SENSOR SUPPLY
E-27	-	SPARE
E-28	-	GROUND - SPARE
E-29	-	GROUND - SPARE
E-30	-	GROUND - SPARE
E-31	BRN	OIL PRESSURE
E-32	-	SPARE
E-33	-	SPARE
E-34	-	SPARE
E-35	-	SPARE
E-36	-	SPARE
E-37	PNK	BAROMETRIC PRESSURE
E-38	-	SPARE
E-39	LT GRN	TURBO BOOST
E-40	-	CAN2+
E-41	YEL	FUEL PRESSURE
E-42	-	SPARE
E-43	-	GROUND - SPARE
E-44	-	GROUND - SPARE
E-45	-	GROUND - SPARE
E-46	-	SPARE
E-47	-	SPARE
E-48	RED	JAKE MED/HI
E-49	ORN	JAKE LOW/HI
E-50	-	SPARE
E-51	-	SPARE
E-52	-	SWITCHED BATTERY (+) - SPARE
E-53	-	SPARE
E-54	-	CAN2-
E-55	BLK	CAN2 SHIELD
E-56	-	SPARE
E-57	-	SPARE
E-58	-	SPARE
E-59	-	EXTERNAL RTC BATTERY+
E-60	-	GROUND PIN - SPARE
E-61	WHT	S60 COMMON CYL #1,2,3
E-62	WHT	S60 COMMON CYL #4,5,6
E-63	WHT	S60 CYL #1
E-64	WHT	S60 CYL #3
E-65	WHT	S60 CYL #2
E-66	WHT	S60 CYL #5
E-67	WHT	S60 CYL #6
E-68	WHT	S60 CYL #4

PIN NO	COLOR	DESCRIPTION
1	WHT	INJ COMMON 1,2,3
2	WHT	INJ COMMON 4,5,6
3	WHT	INJ 1
4	WHT	INJ 3
5	WHT	INJ 2
6	WHT	INJ 5
7	WHT	INJ 6
8	WHT	INJ 4
9	WHT	JAKE 1,2,3
10	WHT	JAKE 4,5,6



## SERIES 60 DDEC V ENGINE HARNESS (NON-ROAD EQUIPMENT)