

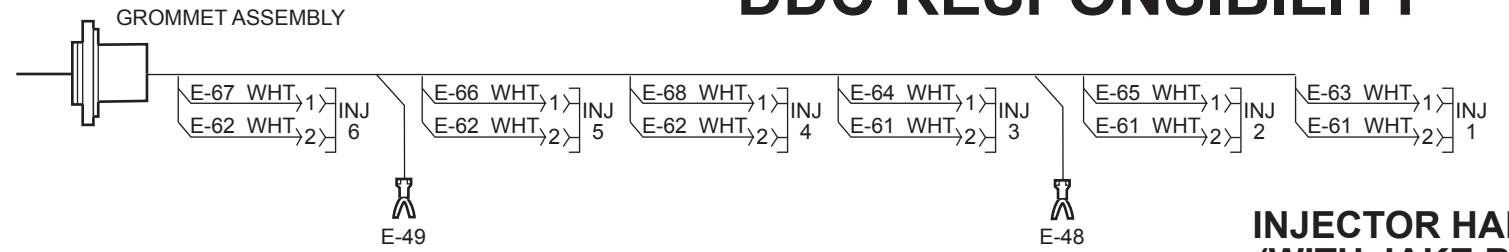
# DDEC V WIRING DIAGRAM



## DDC RESPONSIBILITY

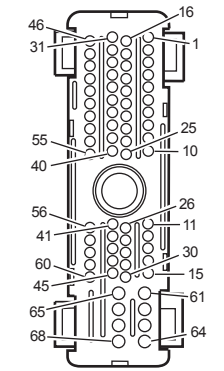
PIN NO. WIRE COLOR DESCRIPTION

PIN NO	COLOR	DESCRIPTION
1	WHT	INJ COMMON 1,2,3
2	WHT	INJ COMMON 4,5,6
3	WHT	INJ 1
4	WHT	INJ 3
5	WHT	INJ 2
6	WHT	INJ 5
7	WHT	INJ 6
8	WHT	INJ 4
9	WHT	JAKE 1,2,3
10	WHT	JAKE 4,5,6



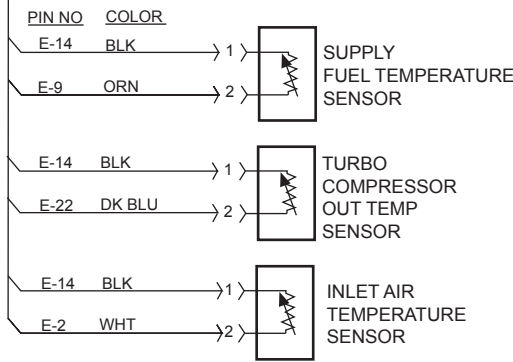
## INJECTOR HARNESS (WITH JAKE BRAKE)

E-1	BLK	EGR HYDRAULIC VALVE CONTROL
E-2	WHT	AIR TEMP
E-3	-	SPARE
E-4	BLK	VNT VPOD CONTROL
E-5	YEL	ENGINE COOLANT TEMP
E-6	-	SPARE
E-7	TAN	ENGINE OIL TEMP
E-8	-	SPARE
E-9	ORN	SUPPLY FUEL TEMP
E-10	DK GRN	EGR TEMP
E-11	-	SPARE
E-12	GRA	SENSOR SUPPLY
E-13	-	SPARE
E-14	BLK	SENSOR RETURN
E-15	BLK	SENSOR RETURN
E-16	YEL	FUEL RESTRICTION - MAS
E-17	PURPLE	TRS-
E-18	DK GRN	TRS+
E-19	LT BLU	SRS+
E-20	WHT	SRS-
E-21	DK GRN	OIL LEVEL - MAS
E-22	DK BLU	TURBO COMPRESSOR TEMP OUT
E-23	-	SPARE
E-24	-	SPARE
E-25	-	SPARE
E-26	-	SENSOR SUPPLY
E-27	-	SPARE
E-28	-	GROUND - SPARE
E-29	-	GROUND - SPARE
E-30	-	GROUND - SPARE
E-31	BRN	ENGINE OIL PRESSURE
E-32	-	SPARE
E-33	-	SPARE
E-34	BRN	TURBO SPEED SENSOR+
E-35	BLK	TURBO SPEED SENSOR-
E-36	-	SPARE
E-37	PNK	BAROMETRIC PRESSURE
E-38	DK BLU	EGR DELTA PRESSURE
E-39	LT GRN	INTAKE MANIFOLD PRESSURE SENSOR
E-40	-	CAN2+
E-41	-	SPARE
E-42	BLK	GROUND - VNT VPOD
E-43	-	GROUND - SPARE
E-44	-	GROUND - SPARE
E-45	-	GROUND - SPARE
E-46	LT GRN	SWITCHED BATTERY+ - VNT
E-47	-	SPARE
E-48	RED	JAKE MED/HI
E-49	ORN	JAKE LOW/HI
E-50	-	SPARE
E-51	YEL	SWITCHED BATTERY+ - EGR VALVE
E-52	-	SWITCHED BATTERY (+) - SPARE
E-53	-	SPARE
E-54	-	CAN2-
E-55	BLK	CAN2 SHIELD
E-56	-	SPARE
E-57	-	SPARE
E-58	-	SPARE
E-59	-	EXTERNAL RTC BATTERY+
E-60	-	GROUND PIN - SPARE
E-61	WHT	S60 COMMON CYL #1,2,3
E-62	WHT	S60 COMMON CYL #4,5,6
E-63	WHT	S60 CYL #1
E-64	WHT	S60 CYL #3
E-65	WHT	S60 CYL #2
E-66	WHT	S60 CYL #5
E-67	WHT	S60 CYL #6
E-68	WHT	S60 CYL #4

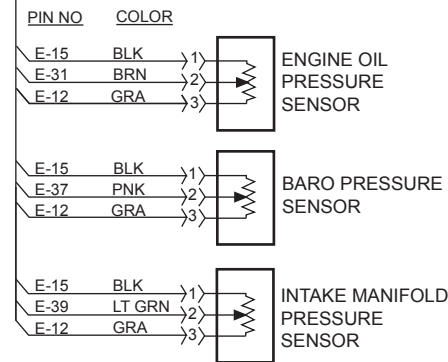


SHROUD SIDE OF CONNECTOR

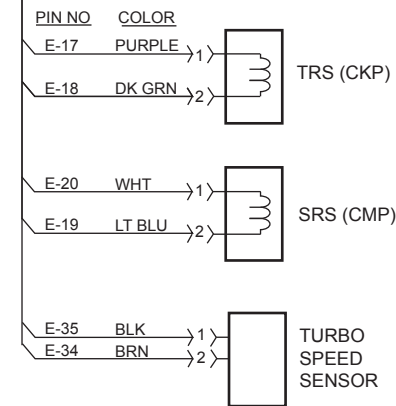
### TEMPERATURE SENSORS




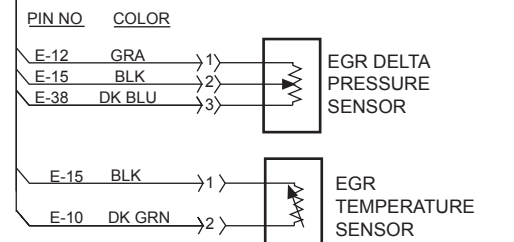
### PRESSURE SENSORS



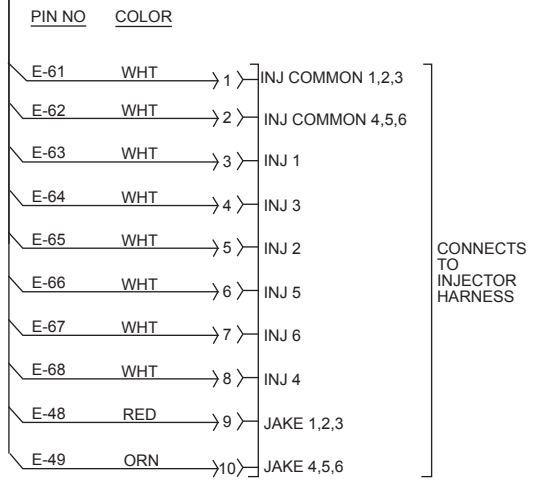
### SPEED SENSORS



### EGR SENSORS

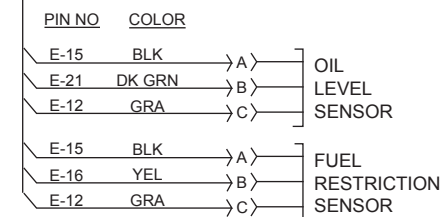


CONNECTS TO VPOD JUMPER HARNESS



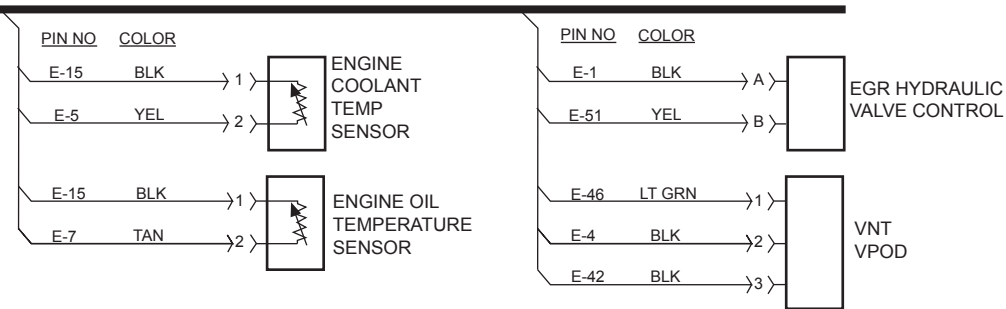
CONNECTS TO INJECTOR HARNESS

### MAS ONLY



### VPOD JUMPER HARNESS

PIN NO	COLOR	DESCRIPTION
1	LT GRN	SWITCHED BATT (+) - VNT
2	BLK	VNT VPOD CTRL
3	BLK	SENSOR RETURN #4
4	BLK	GND-VNT VPOD
5	YEL	COOLANT TEMP
6	TAN	OIL TEMP
7	PLUG	
8	PLUG	
9	BLK	EGR HYDRAULIC VALVE CTRL
10	YEL	SWITCHED BATT (+) - EGR



## SERIES 60 DDEC V EGR ENGINE HARNESS