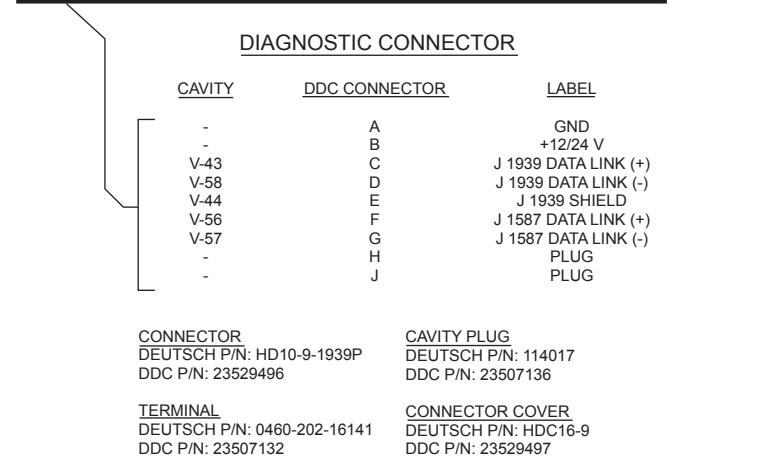
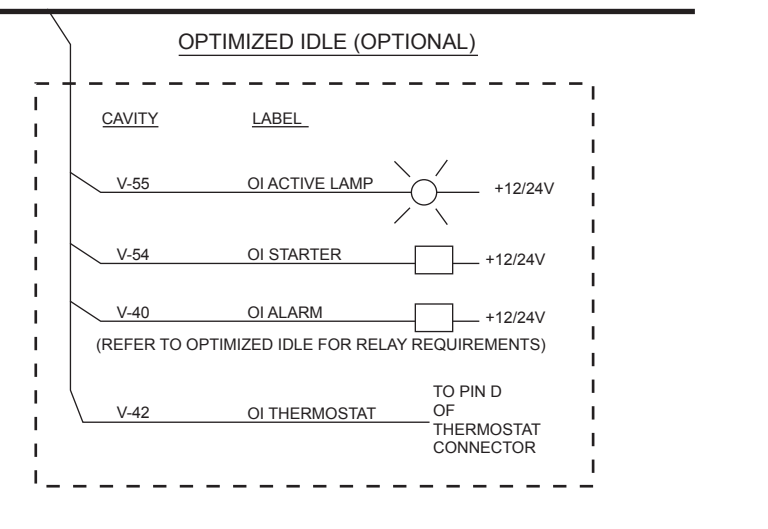
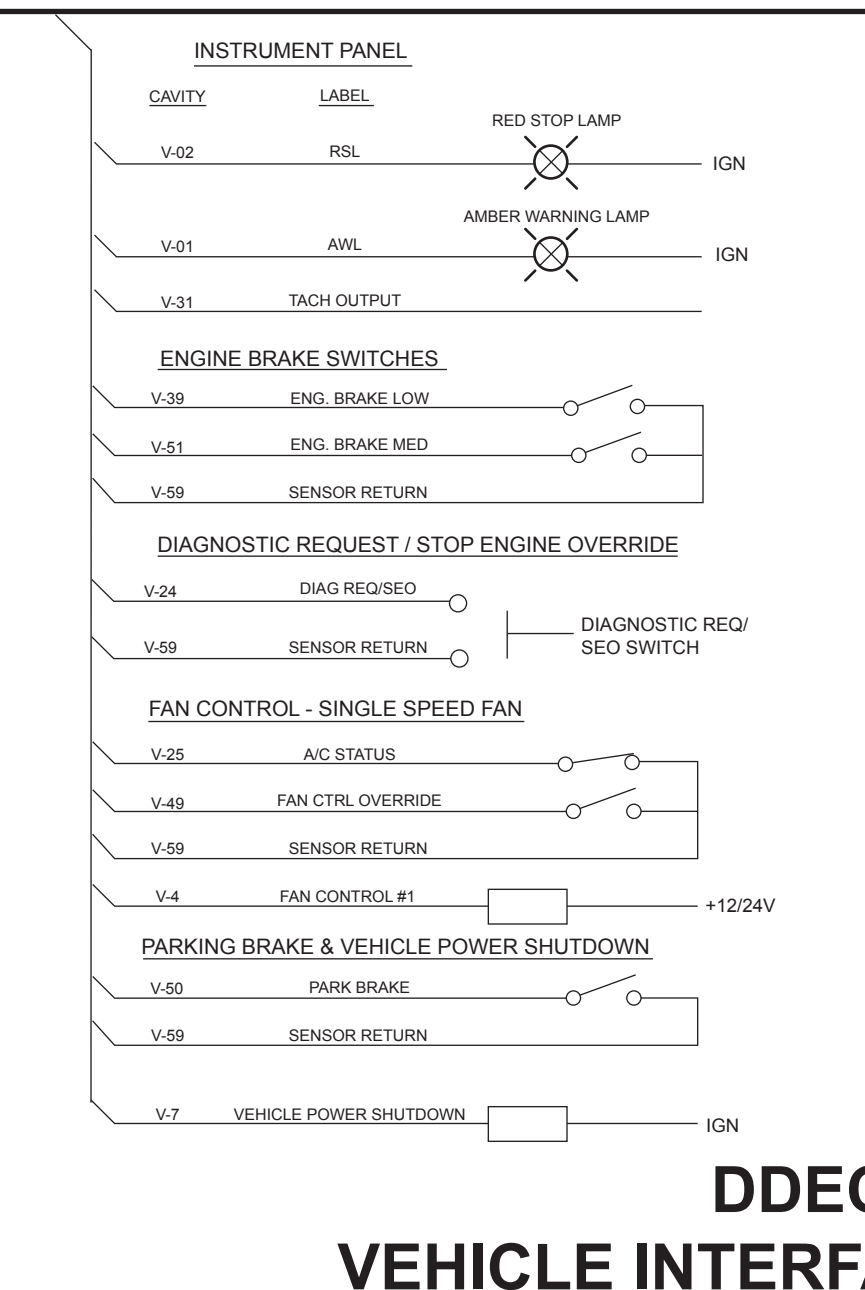
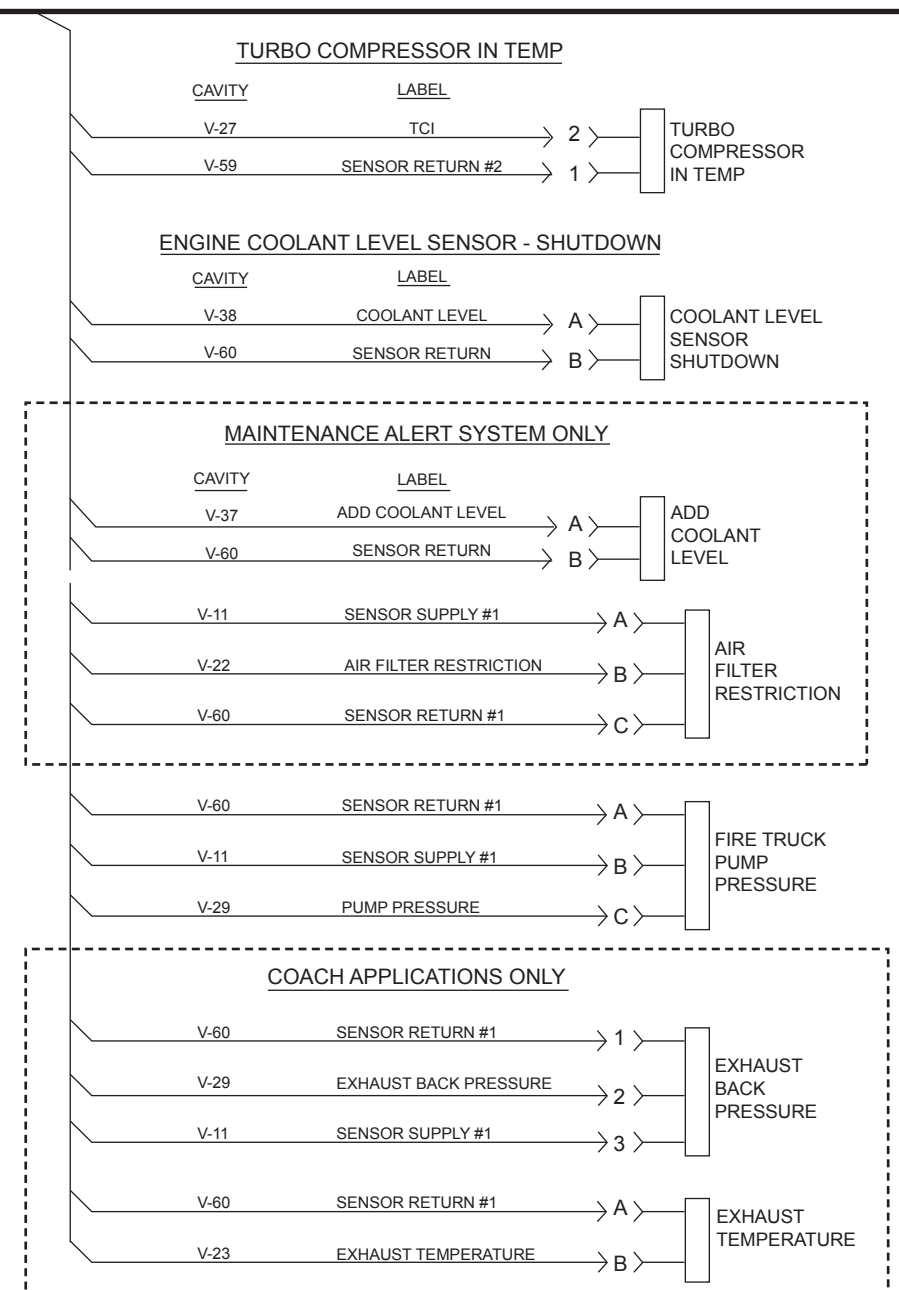
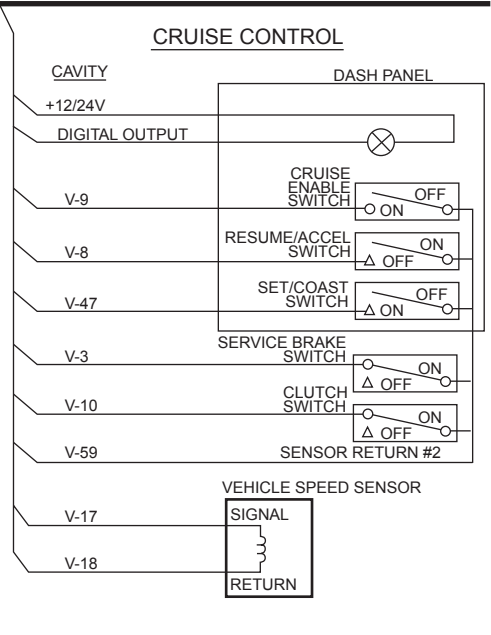
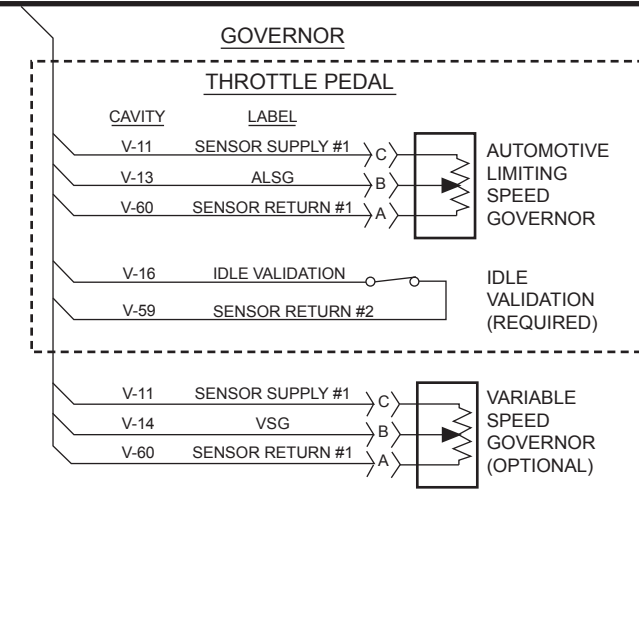
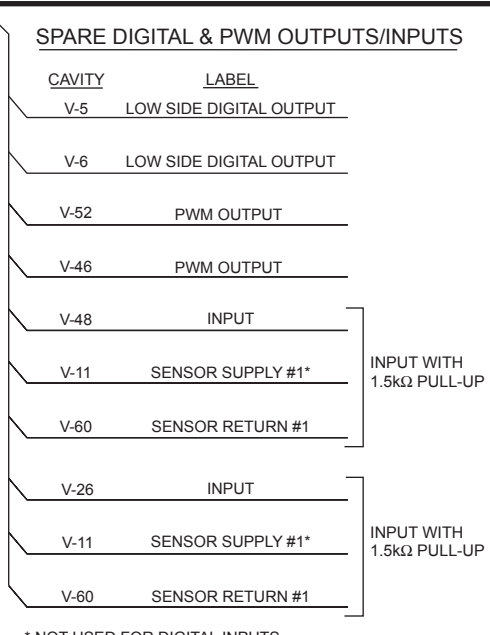
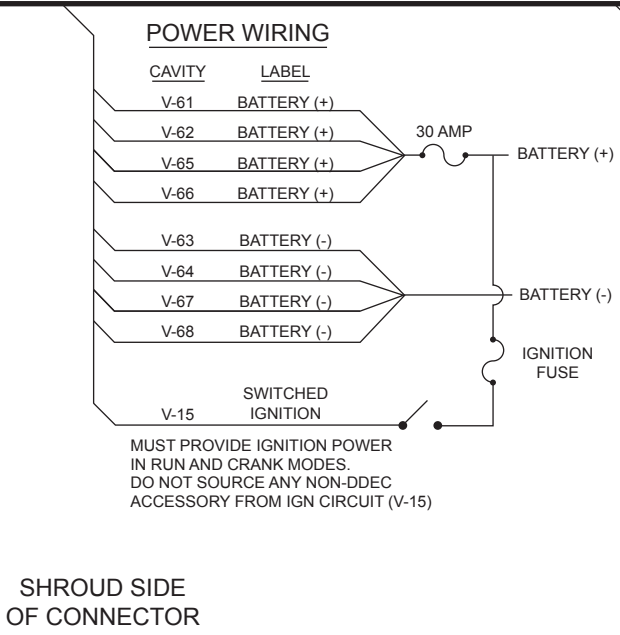
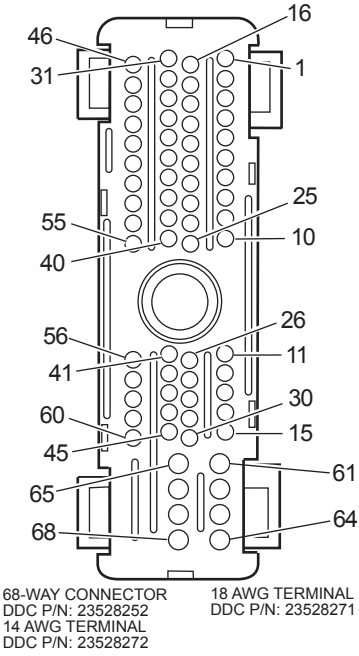


LABEL **CAVITY**

- AMBER WARNING LAMP V-1
- RED STOP LAMP V-2
- SERVICE BRAKE RELEASED V-3
- FAN CONTROL #1 V-4
- DIGITAL OUTPUT V-5
- DIGITAL OUTPUT V-6
- VEHICLE PWR SHUTDOWN V-7
- RESUME/ACCEL V-8
- CRUISE ENABLE V-9
- CLUTCH RELEASED V-10
- SENSOR SUPPLY #1 V-11
- SENSOR SUPPLY #2 V-12
- THROTTLE POSITION V-13
- VSG V-14
- IGNITION V-15
- IDLE VALIDATION V-16
- VEHICLE SPEED SENSOR (+) V-17
- VEHICLE SPEED SENSOR (-) V-18
- NO CONNECTION V-19
- NO CONNECTION V-20
- NO CONNECTION V-21
- AIR FILTER RESTRICTION V-22
- EXHAUST TEMPERATURE V-23
- SEO/DIAG REQUEST V-24
- A/C STATUS V-25
- ANALOG INPUT - 1.5kΩ PULLUP V-26
- TURBO COMPRESSOR IN TEMP V-27
- NO CONNECTION V-28
- EXHAUST BACK PRESSURE OR V-29
- FIRE TRUCK PUMP PRESSURE
- NO CONNECTION V-30
- TACHOMETER V-31
- FREQUENCY - SPARE V-32
- FREQUENCY - SPARE V-33
- NO CONNECTION V-34
- NO CONNECTION V-35
- NO CONNECTION V-36
- ADD COOLANT LEVEL V-37
- COOLANT LEVEL - SHUTDOWN V-38
- ENGINE BRAKE LOW V-39
- OI ALARM V-40
- AUX SHUTDOWN #1 V-41
- OI THERMOSTAT V-42
- J 1939 DL (+) V-43
- J 1939 DL SHIELD V-44
- NO CONNECTION V-45
- PWM OUTPUT V-46
- SET/COAST V-47
- ANALOG INPUT - 1.5kΩ PULLUP V-48
- FAN CONTROL OVERRIDE V-49
- PARK BRAKE V-50
- ENG BRAKE MED V-51
- PWM OUTPUT V-52
- ETHER START V-53
- OI STARTER V-54
- OI ACTIVE LAMP V-55
- J 1587 + V-56
- J 1587- V-57
- J 1939 DL (-) V-58
- SENSOR RETURN #2 V-59
- SENSOR RETURN #1 V-60
- +12V / +24V V-61
- +12V / +24V V-62
- BATTERY GROUND V-63
- BATTERY GROUND V-64
- +12V / +24V V-65
- +12V / +24V V-66
- BATTERY GROUND V-67
- BATTERY GROUND V-68



DDEC V VEHICLE INTERFACE HARNESS

All information subject to change without notice. (Rev. 6/05)
7SA821 0506 Copyright © 2005 DETROIT DIESEL CORPORATION