

DETROIT DIESEL



SERIES 60 PARTS CATALOG

Parts Catalog

6SP161 9501

Copyright 1995 Detroit Diesel Corporation

Litho in USA

It is Detroit Diesel Corporation's policy to improve its products whenever it is possible and practical to do so. We reserve the right to make changes or add improvements at any time without incurring any obligation to make such changes on products sold previously.

615 9781 00

BDC for engine manuals and specs
<https://barringtondieselclub.co.za/>

METRICS AT WORK

Detroit Diesel Engines contain parts dimensioned in the metric system as well as in the customary system. Many fasteners are metric and are very close in dimension to familiar customary fasteners in the inch system. It is important to note that, during any maintenance procedures, replacement fasteners must have the same measurements and strengths as those removed, whether metric or customary.

Numbers on the heads of metric bolts and on the surfaces of metric nuts indicate their strength. Customary bolts use radial lines for this purpose, while most customary nuts do not have strength markings.



CAUTION :

Using mismatched or incorrect fasteners can lead to engine damage. In some cases, engine damage can have consequences that may result in personal injury and or vehicle/equipment damage.

Fasteners removed from the engine should be saved for re-use in the same locations whenever possible. Where the fasteners are not satisfactory for re-use, care should be taken to select a replacement that matches the original.

For information and assistance, see your Detroit Diesel Service Outlet.

NOTE:

Metric Hardware is identified in the Parts Catalogs through its unique nomenclature. Conventional hardware can always be recognized by the inch marks ("), common to diameter and length.

GENERAL INFORMATION

IMPORTANT ENGINE INFORMATION

Your engine serial number should be kept readily available. It can be used to identify your model, as well as all service parts, including kits, sets, warranty information, and available extended coverage.

All engine components in this catalog are divided into nine major groups of functionally related parts. A listing of the groups and their sub-groups appears under "Group Nomenclature" section.

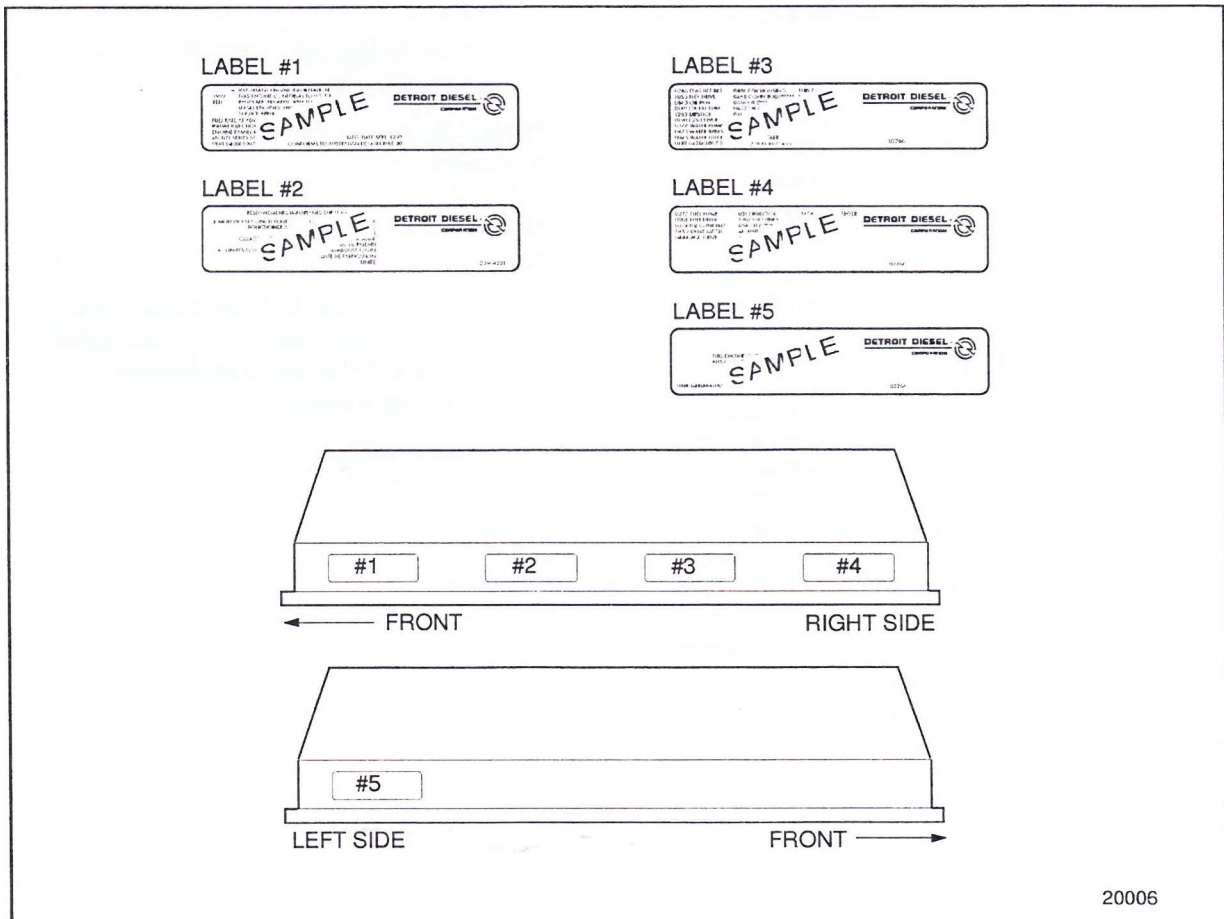
Within each sub-group different designs of similar equipment are shown, each being designated by a type number. The type number in one sub-group has no relationship to the same type number in another sub-group.

Each Engine Model is provided with a Model Index, showing Standard type numbers currently available on the model. Standard option types are indicated by a * symbol. Standard option and all optional type

numbers are listed on the engine Option Label, as shown in the illustration below.

The names and type numbers of optional equipment built into the unit at the factory are listed on this label, along with the unit model, serial number and customer specification number (if any). Material not listed on the Option Label is standard equipment and the type number is obtained from the model index (copies of the information on the Option Label Work Sheet are furnished to distributors for their files).

To locate a part, first, establish the group where the part is used (see the Alphabetical Index or Group Nomenclature page), then, determine the type number for the group from either the Option Label or the Model Index. With this information, turn to the proper group and locate the type number at the top of the page. All parts applicable to the type are indicated by the quantity indicated in the column. An AR in this column indicates an "as required" quantity.



20006

ASSEMBLY BREAKDOWN

The Assembly Breakdown section is designed to eliminate repeating components of assemblies and sub-assemblies. When the Assembly Breakdown is used it always found at the end of the group it pertains to. The pages are numbered with an alphabetical prefix. Assemblies which make use of the Assembly Breakdown will have a note to that effect under the subgroup heading. The note will refer to the page on which the assembly is shown. The part number will appear in the first group of the Assembly Breakdown showing the quantity used in one of the alphabetically designated columns. All other items appearing in that column are components of the assembly.

ALPHABETICAL INDEX

The Alphabetical Index is particularly helpful when only a part name is known and the group cannot readily be determined. Parts are listed alphabetically by noun name, followed by a description of the application of the part and the final group location. Component parts of assemblies are not listed since they will appear in the body of the book immediately following the assembly to which they belong.

PARTS RELEASE

A Parts Release on Microfiche is issued periodically to keep this catalog up-to-date. It consists of revised Fiche for insertion in the set. All new Fiche carry a date of issue. These should be inserted into the deck immediately upon receipt. Old Fiche may then be destroyed.

A checklist is included with each Microfiche update. This checklist will indicate, by date, those Fiche revised and reissued.

MISCELLANEOUS

At the beginning of each of the sections of this catalog there are several pages of illustrations. In each section of the parts list figure numbers refer to illustrations within that section only (unless otherwise noted). In the majority of the cases, illustrations are typical; that is, they may represent more than one part number. For example, in the case of the flywheel housing figure 1 of 1.5000A, a single housing is shown to represent all housings. Key numbers on illustrations are final group numbers.

In many instances, a part has more than one application. Whenever a part appears in its second or third application, the basic group is shown in parentheses following the description.

Unless otherwise specified, standard bolts in the parts list are hexagon head. Other standard parts are described in detail.

The information and illustrations in this publication are based on the information in effect at the time of approval for printing. The right is reserved to make changes at any time without notice.

YOUR PARTS ORDER WILL BE HANDLED MORE EFFICIENTLY IF YOU —

1. Provide the following information for material ordered:
 - A. Group in parts book in which it is specified
 - B. Quantity desired
 - C. Part Number
 - D. Complete Nomenclature
 - E. The Type number for the model concerned
 - F. Complete unit model identification and serial number.
 - G. "TYPE" rather than "WRITE" the above information
2. Furnish complete shipping instruction. This is particularly important in case the order is not to be handled in the regular manner. Indicate whether shipment should be made via parcel post, express, air freight, etc.
3. Confirm all telegraph and telephone orders immediately, clearly making any such orders "CONFIRMING" to avoid duplication of shipment of such orders.

1.0000 ENGINE (LESS MAJOR ASSEMBLIES)

- 1.1000 ... CYLINDER BLOCK
- 1.1000A .. AIR BOX DRAINS
- 1.2000 ... CYLINDER HEAD
- 1.2000A .. ENGINE, LIFTER BRACKET
- 1.3000 ... CRANKSHAFT, OIL SEALS AND STABILIZERS
- 1.3000A .. CRANKSHAFT FRONT COVER
- 1.3000B .. VIBRATION DAMPER
- 1.3000C .. CRANKSHAFT PULLEY
- 1.3000D .. CRANKSHAFT PULLEY BELT
- 1.4000A .. FLYWHEEL
- 1.5000A .. FLYWHEEL HOUSING
- 1.5000B .. FLYWHEEL HOUSING ADAPTOR
- 1.6000 ... CONNECTING ROD AND PISTON
- 1.7000 ... CAMSHAFT AND GEAR TRAIN
- 1.7000A .. BALANCE WEIGHT COVER
- 1.7000B .. ACCESSORY DRIVE
- 1.8000 ... VALVE AND INJECTOR OPERATING MECHANISM
- 1.8000A .. ROCKER COVER

2.0000 FUEL SYSTEM

- 2.1000A ... FUEL INJECTOR
- 2.1000B ... INJECTOR CONTROLS ELECTRONIC
- 2.2000 ... FUEL PUMP
- 2.3000A ... FUEL FILTER AND STRAINER
- 2.5000A ... FUEL LINES AND FUEL COOLER

3.0000 AIR SYSTEM

- 3.1000A .. AIR CLEANER AND/OR ADAPTOR
- 3.3000A .. AIR INLET HOUSING
- 3.3000C .. AIR INTAKE MANIFOLD
- 3.4000 .. BLOWER AND DRIVE
- 3.4000A .. BLOWER DRIVE SHAFT
- 3.5000A .. TURBOCHARGER

4.0000 LUBRICATING SYSTEM

- 4.1000A .. OIL PUMP
- 4.1000B .. OIL DISTRIBUTION SYSTEM
- 4.1000C .. OIL PRESSURE REGULATOR
- 4.2000A .. OIL FILTER
- 4.3000A .. OIL FILTER LINES
- 4.4000A .. OIL COOLER
- 4.5000A .. OIL FILLER
- 4.6000A .. DIPSTICK
- 4.7000A .. OIL PAN
- 4.8000A .. VENTILATING SYSTEM

5.0000 COOLING SYSTEM

- 5.1000 ... FRESH WATER PUMP
- 5.1000A .. FRESH WATER PUMP COVER
- 5.2000B ... THERMOSTAT
- 5.2000C ... WATER BYPASS TUBE
- 5.3000B ... WATER CONNECTIONS
- 5.4000A ... FAN
- 5.7000A ... WATER FILTER

6.0000 EXHAUST SYSTEM

- 6.1000A ... EXHAUST MANIFOLD AND/OR CONNECTIONS
- 6.2000A ... EXHAUST MUFFLER AND/OR CONNECTIONS

7.0000 ELECTRICAL INSTRUMENTS

- 7.1000A ... BATTERY CHARGING GENERATOR
- 7.3000A ... STARTING MOTOR
- 7.4000B ... TACHOMETER DRIVE

11.0000 ENGINE MOUNTING

- 11.1000A ... ENGINE MOUNTING BASE

12.0000 MISCELLANEOUS

- 12.4000A .. AIR COMPRESSOR
- 12.5000A .. HYDRAULIC PUMP
- 12.7000A .. APPEARANCE PACKAGE PARTS
- 12.8000A .. SUPPLIES
- 12.8000B .. FABRICATION MATERIAL

ALPHABETICAL
INDEX
LIST

A

ADAPTOR KIT, POWER TAKE OFF.....	1.3281C
ADAPTOR, DIPSTICK.....	4. 6030A
ADAPTOR, HYDRAULIC PUMP.....	12.5020A
ADAPTOR, OIL COOLER.....	4. 4110A
ADAPTOR, OIL FILTER COVER.....	4 229 i A
ADAPTOR, TACHOMETERDRIVE CABLE	7. 4420B
ADDITIVE, CURING (THREADLOCK & RTV)	12.8252A
ADDITIVES, DIESEL FUEL.....	12.8280A
ADDITIVES, SUPPLEMENTAL COOLANT.....	12.8260A
AIR INTAKE MANIFOLD.....	3. 3801C
APPEARANCE PACKAGE PARTS - SECTION 1	12.7001A
APPEARANCE PACKAGE PARTS - SECTION 3	12.7003A
APPEARANCE PACKAGE PARTS - SECTION 5	12.7005A
ARM ASSY, EXHAUST VALVE ROCKER.....	1.8060
ARM ASSY, INJECTOR ROCKER	1.8080
ARM ASSY, INTAKE VALVE ROCKER.....	1.8075

B

BALL AND SEAT ASSY, INJECTOR ROCKER ARM	1.8090
BEARING, ACCESSORY DRIVE	1.7655B
BEARING, AIR COMPRESSOR DRIVE SHAFT . . .	12.4048A
BEARING, CAMSHAFT.....	1.7040
BEARING, CLUTCH PILOT	1.4040A
BEARING, FAN SPINDLE.....	5.4111A
BEARING, FRESH WATER PUMP	5.1070
BEARING, FUEL PUMP	2.2060
BEARING, IDLER GEAR.....	1.7225
BEARING, PISTON PIN.....	1.6142
BELT, CRANKSHAFT PULLEY DRIVE	1.3320D
BELT, GENERATOR DRIVE	7. 1575A
BLADE, FAN HIGH LOW AND CRANKSHAFT MOUNTED.....	5. 4010A
BLOCK, CYLINDER.....	1.1001
BODY FRESH WATER PUMP	5. 1030
BODY, OIL PRESSURE REGULATOR AND RELIEF	4. 1680C
BODY, OIL PUMP.....	4. 1040A
BOLT, CAMSHAFT BEARING CAP.....	1.7046
BOLT, CRANKSHAFT MAIN BEARING CAP	1.3140
BOLT, EXHAUST MANIFOLD TO HEAD.....	6. 1025A
BOLT, ROCKER COVER.....	1.8460A
BRACKET, AIR COMPRESSOR MOUNTING	12.4010A
BRACKET, BREATHER EXTENSION PIPE	4. 8183A
BRACKET ELECTRONIC DISTRIBUTOR UNIT . . .	2. 1530B
BRACKET, ENGINE LIFTER - REAR.....	1.2080A

BRACKET ENGINE LIFTER-FRONT	1.2070A
BRACKET, GENERATOR ADJUSTING STRAP.....	7. 1582A
BRACKET, GENERATOR MOUNTING.....	7. 1595A
BRACKET, OIL COOLER HOUSING SUPPORT . . .	4. 4100A
BRACKET, OIL PUMP SCREEN SUPPORT.....	4. 1540B
BUSHING, INJECTOR ROCKER ARM.....	1.8110
BUSHING, OIL PUMP BODY.....	4. 1050A

C

CAMSHAFT ASSY.	1.7001
CAP CRANKSHAFT MAIN BEARING.....	1.3110
CAP, CAMSHAFT BEARING.....	1.7042
CAR OIL FILLER	4. 5010A
CHAIN, OIL FILLER CAP	4. 5030A
CI AMP AIR INLET PIPE HOSE.....	3. 1280A
CI AMP BREATHER TUBE.....	4. 8039A
CLAMR INJECTOR	2. 1270A
CLAMR WATER FILTER INLET HOSE	5. 7095A
CLEANER, COOLANT SYSTEM	12.8270A
CLIP AIR COMPRESSOR WATER TUBE.....	12.4095A
CLIP BREATHER TUBE	4. 8040A
CLIP, COLD PLATE TO FILTER HOSE	2. 5121A
CLIR CYLINDER HEAD INLET.....	2. 5180A
CLIP DIPSTICK	4. 6040A
CLIP, FLEXIBLE HOSE	12.8554B
CLIR FUEL DRAIN.....	2. 5220A
CLIP, OIL FILTER LINE	4. 3045A
CLIR STRAINER TO FUEL PUMP.....	2. 5070A
CLIP TURBOCHARGER OIL RETURN TUBE	3. 5507A
CLIP, TURBOCHARGER OIL SUPPLY TUBE.....	3. 5502A
CLIP WATER BYPASS TUBE.....	5. 2190C
CLIP WATER PUMP TO OIL COOLER TUBE	5. 3405B
CLIRACOUSTICAL	1.7560A
CLUTCH ASSY., FAN	5. 4112A
COMPRESSOR ASSY., AIR	12.4001 A
CONNECTING ROD ASSY.	1.6001
CONNECTION, FLEXIBLE EXHAUST	6. 2095A
CONNECTOR, DEUTCH	2. 1850B
CONNECTOR, PERIPHERAL	2. 1580B
CORE, OIL COOLER ENGINE.....	4. 4001A
COUPLING, AIR COMPRESSOR DRIVE.....	12.4050A
COUPLING, FUEL PUMP DRIVE	2.2230
COUPLING, HYDRAULIC PUMP DRIVE	12.5010A
COVER ASSY., ROCKER	1.8450A
COVER ASSY. ACCESSORY DRIVE ACOUSTICAL	1.7540A
COVER ASSY.,GEAR CASE ACOUSTICAL.....	1.7550A
COVER, AIR COMPRESSOR DRIVE ADAPTOR . . .	12.4032A
COVER, BALANCE WEIGHT.....	1.7470A

COVER, CAMSHAFT BEARING CAP.....	1.7037
COVER, ENGINE FRONT ACCESSORY DRIVE	1.3191A
COVER, FRESH WATER PUMP BODY	5.1031
COVER, FUEL FILTER	2.3390A
COVER, FUEL STRAINER	2.3080A
COVER, GEAR CASE.....	1.3158A
COVER, INJECTOR HARNESS.....	2.1702B
COVER, OIL FILLER HOLE	4.5070A
COVER, OIL PUMP	4.1220A
COVER, TACHOMETER DRIVE.....	7.4445B
COVER, THERMOSTAT HOUSING	5.2120B
COVER, WATER FILTER.....	5.7034A
COVER, WATER PUMP	5.1235A
COVER, ACOUSTICAL	1.7530A
CRANKSHAFT ASSY.	1.3001
CYLINDER KIT.....	1.6182

D

DAMPER, VIBRATION.....	1.321 OB
DIPSTICK	4.6001A
DISC, FLYWHEEL FLEXIBLE COUPLING	1.4075A
DRIVE ASSY., ACCESSORY	1.7600B
DRIVE ASSY., AIR COMPRESSOR.....	12.4030A
DRIVE ASSY., FUEL PUMP	2.2240
DRIVE GEAR, AIR COMPRESSOR	
DRIVE ASSY.	12.4072A

E

ELBOW, TURBOCHARGER AIR INLET	3.1259A
ELEMENT, FUEL FILTER	2.3320A
ELEMENT, FUEL STRAINER	2.3010A
ELEMENT, OIL FILTER	4.2250A
ELEMENT, WATER FILTER.....	5.7020A

F

FILTER ASSY., WATER	5.7001A
FILTER UNIT, BREATHER.....	4.8060A
FITTINGS, FLEXIBLE HOSE END.....	12.8552B
FLYWHEEL ASSY	1.4001 A
FUEL AIR SEPARATOR	2.3305A

G

GASKET KIT, CYLINDER HEAD OVERHAUL	1.2002
GASKET KIT, ENGINE OVERHAUL.....	1.1002
GASKET, ADAPTOR TO OIL COOLER HOUSING	4.4112A
GASKET, AIR COMPRESSOR DRIVE HOUSING.....	12.4039A
GASKET, AIR COMPRESSOR MOUNTING.....	12.4005A

GASKET, BREATHER SHELL COVER	4.8057A
GASKET, CYLINDER HEAD COMPRESSION.....	1.2010
GASKET, ENGINE FRONT ACCESSORY DRIVE . . .	1.3192A
GASKET, EXHAUST MANIFOLD.....	6.1010A
GASKET, FRESH WATER PUMP.....	5.1010
GASKET, FRESH WATER PUMP BODY COVER ...	5.1032
GASKET, FUEL PUMP COVER	2.2040
GASKET, FUEL PUMP TO ENGINE OR DRIVE ASSEMBLY.....	2.2007
GASKET, HYDRAULIC PUMP	12.5005A
GASKET, OIL COOLER ADAPTOR TO BLOCK.....	4.4115A
GASKET, OIL COOLER CORE-INNER.....	4.4030A
GASKET, OIL COOLER CORE-OUTER	4.4040A
GASKET, OIL COOLER HOUSING.....	4.4055A
GASKET, OIL FILLER HOLE COVER	4.5080A
GASKET, OIL FILLER TUBE ADAPTOR	4.5007A
GASKET, OIL PAN TO BLOCK.....	4.7030A
GASKET, OIL PRESSURE REGULATOR BODY . . .	4.1730C
GASKET, OIL PUMP INLET PIPE	4.1520B
GASKET, OIL PUMP OUTLET PIPE	4.1590B
GASKET, ROCKER COVER	1.8455A
GASKET, STARTING MOTOR	7.3004A
GASKET, TACHOMETER DRIVE COVER.....	7.4447B
GASKET, TURBOCHARGER EXHAUST INLET CONNECTION.....	3.5307A
GASKET, TURBOCHARGER OIL RETURN TUBE . .	3.5506A
GASKET, WATER PUMP COVER	5.1236A
GASKET, AIR INTAKE MANIFOLD.....	3.3803C
GASKET, BALANCE WEIGHT COVER	1.7480A
GASKET, DIPSTICK	4.6010A
GEAR ASSY., ADJUSTABLE CAMSHAFT IDLER . . .	1.7221
GEAR ASSY., IDLER	1.7220
GEAR, ACCESSORY DRIVE SHAFT	1.7642B
GEAR, CAMSHAFT AND BALANCE SHAFT.....	1.7200
GEAR, CRANKSHAFT TIMING	1.3145
GEAR, FLYWHEEL RING	1.4010A
GEAR, FRESH WATER PUMP DRIVE	5.1190
GEAR, FUEL PUMP DRIVE	2.2087
GEAR, FUEL PUMP DRIVEN.....	2.2088
GEAR, HYDRAULIC PUMP DRIVE	12.5030A
GEAR, IDLER	1.7222
GEAR, OIL PUMP DRIVE	4.1090A
GENERATOR ASSY.	7.1001A
GOVERNOR KIT, AIR COMPRESSOR	12.4305A
GUIDE, DIPSTICK.....	4.6020A
GUIDE, EXHAUST VALVE	1.8320

H

HARNESS, ELECTRONIC DISTRIBUTOR	
UNIT TO INJECTOR	2.1700B

HARNESS, ENGINE SENSORS TO DISCONNECT	2, 1720B
HEAD ASSY., CYLINDER	1.2001
HEAT SHIELD, EXHAUST MANIFOLD	6. 1171A
HOSE ASSY, AIR VENT BLEEDER	2, 5530A
HOSE ASSY, PRO-CHEK INLET	2. 5510A
HOSE ASSY, PRO-CHEK OUTLET	2. 5520A
HOSE, COLD PLATE TO FILTER	2. 5116A
HOSE, COLD PLATE TO FUEL FILTER.....	2.5117A
HOSE, FILTER TO CYLINDER HEAD.....	2. 5160A
HOSE, FLEXIBLE (BULK).....	12.8550B
HOSE, FUEL DRAIN	2. 5215A
HOSE, FUEL PUMP INLET	2. 5060A
HOSE, FUEL PUMP OUTLET TO COLD PLATE . . .	2. 5115A
HOSE, FUEL PUMP OUTLET TO FILTER	2. 5110A
HOSE, GENERATOR VENT.....	7. 1012A
HOSE, WATER BYPASS TUBE	5. 2165C
HOSE, WATER FILTER INLET.....	5. 7090A
HOSE, WATER FILTER OUTLET.....	5. 7100A
HOSE, WATER PUMP TO OIL COOLER.....	5. 3401B
HOUSING ASSY., FLYWHEEL.....	1.5001 A
HOUSING ASSY., GEAR CASE.....	1.3156A
HOUSING, ACCESSORY DRIVE	1.7627B
HOUSING, AIR COMPRESSOR DRIVE.....	12.4036A
HOUSING, FAN DRIVE SPINDLE.....	5. 4103A
HOUSING, OIL COOLER-ENGINE.....	4. 4050A
HOUSING, OIL TRANSFER COOLER-FILTER ADAPTOR	4. 4053A
HUB, ADJUSTABLE IDLER GEAR	1.7255
HUB, AIR COMPRESSOR	12.4040A
HUB, CAMSHAFT GEAR	1.7206
HUB, CRANKSHAFT PULLEY.....	1.3310C
HUB, FLYWHEEL FLEXIBLE COUPLING.....	1.4080A
HUB, IDLER GEAR	1.7250
HUB, IDLER GEAR BEARING	1.7228

I

IDLER ASSY., ALTERNATOR DRIVE BELT.....	7. 1905A
IMPELLER, FRESH WATER PUMP.....	5.1110
INJECTOR ASSY.....	2. 1001A
INSERT, EXHAUST VALVE.....	1.8330
INSTALLATION KIT, WATER FILTER.....	5. 7010A
ISOLATOR, ROCKER COVER BOLT	1.8461 A

J

JACOBS BRAKE CYLINDER	1.8070
-----------------------------	--------

K

KIT ENGINE OVERHAUL	1.1006
---------------------------	--------

KIT, COOLANT ANALYSIS	12.8290A
KIT, COOLANT LEVEL SENSOR.....	2. 1670B
KIT, CYLINDER LINER AND SEALS	1.6181
KIT, ENGINE ADAPTATION	1.4074A
KIT, EPROM STABILIZER	2. 1502B
KIT, JACOBS BRAKE FIELD	1.8073
KIT, REPOWER CONNECTOR AND TERMINAL.....	2. 1755B
KIT, TURBOCHARGER REPAIR.....	3. 5008A
KIT, ALTERNATOR BRACKET TENSIONER & BELTS	7. 1940A
KIT, CONNECTING ROD BEARING AND GASKET.....	1.6095
KIT, LOWER ENGINE BEARING AND GASKET.....	1.3003

L

LOCK, EXHAUST VALVE SPRING	1.8370
LOCKRING, ACCESSORY DRIVE.....	1.7650B
LUBRICATING COMPOUND THREAD.....	12.8110A

M

MANIFOLD, EXHAUST.....	6. 1001A
MINDER, ENGINE/MASTER	2. 1890B
MODULE ASSY., ELECTRONIC CONTROL (ECM)	2. 1501B
MODULE, ELECTRONIC DISTRIBUTOR UNIT (EDU).....	2. 1510B
MOTOR ASSY., STARTING	7. 3001A

O

OIL, ENGINE LUBRICATING.....	12.8025A
OVERHAUL KIT, FUEL PUMP	2.2004
OVERHAUL KIT, OIL PUMP	4. 1003A

P

PAINT, ENGINE TOUCH-UP	12.8001 A
PAN, OIL.....	4. 7001A
PIN, ALIGNMENT	2.2012
PIN, PISTON.....	1. 6140
PIPE ASSY, BREATHER	4. 8001A
PIPE, OIL PUMP INLET	4.15106
PIPE, OIL PUMP OUTLET	4. 1580B
PISTON KIT	1.6110
PLATE ASSY, ELECTRONIC DISTRIBUTOR UNIT COLD.....	2. 1520B
PLATE, CAM AND BALANCE SHAFT THRUST . . .	1.7070
PLATE, FLYWHEEL FLEXIBLE COUPLING.....	1.4085A
PLUG, BREATHER HOLE.....	4. 8043A
PLUG, OIL COOLER BYPASS VALVE.....	4. 4160A
PLUG, OIL PAN DRAIN.....	4. 7080A

PROM AND CARRIER ASSY, ELECTRONIC CONTROL.....	2. 1505B
PULLEY AND HUB ASSY., FAN.....	5. 4015A
PULLEY ACCESSORY DRIVE.....	1.7605B
PULLEY, CRANKSHAFT.....	1.3280C
PULLEY GENERATOR.....	7. 1500A
PUMP ASSY., FRESH WATER.....	5. 1001
PUMP ASSY., FUEL.....	2.2001
PUMP ASSY., HYDRAULIC.....	12.5001 A
PUMP ASSY., OIL.....	4. 1001A

R

RECONDITIONING KIT, FRESH WATER PUMP . . .	5. 1002
REGULATOR, OIL PRESSURE.....	4. 1670C
RELIEF, VALVE OIL PRESSURE.....	4. 1671C
REPAIR KIT, CONNECTOR AND SEAL HARNESS . 2.	1758B
REPAIR KIT, HARNESS TERMINAL.....	2. 1757B
RETAINER, BREATHER PAD.....	4. 8065A
RETAINER, CAMSHAFT AND ACCESSORY GEAR.....	1.7240
RETAINER, FRESH WATER PUMP BEARING AND SEAL.....	5.1071
RETAINER, CLUTCH PILOT BEARING.....	1.4045A
RING SET, PISTON.....	1.6115
RING, INJECTOR SEAL.....	2. 1040A
RING, PISTON COMPRESSION.....	1.6120
RING, PISTON OIL CONTROL.....	1.6130
ROD, PUSH.....	1.8180
ROTATOR, VALVE.....	1.8365

S

SCREW, ROCKER ARM ADJUSTING.....	1.8135
SEAL, ACCESSORY DRIVE OIL.....	1.7660B
SEAL, CAMSHAFT THRUST PLATE.....	1.7075
SEAL, CRANKSHAFT OIL.....	1.5004A
SEAL, CRANKSHAFT OIL FRONT.....	1.3166A
SEAL, CRANKSHAFT OIL-FRONT.....	1.3040
SEAL, CRANKSHAFT OIL-REAR.....	1.3060
SEAL, CYLINDER LINER.....	1.6190
SEAL, FAN SPINDLE.....	5. 4160A
SEAL, FRESH WATER PUMP.....	5.1130
SEAL, THERMOSTAT.....	5. 2060B
SEAL, BALANCE WEIGHT COVER OIL.....	1.7472A
SEALANT, RTV.....	12.8255A
SEAT, EXHAUST VALVE SPRING.....	1.8360
SEAT, OIL PRESSURE REGULATOR.....	4. 1701C
SENSOR, AIR INTAKE.....	3. 3810C
SENSOR, COOLANT LEVEL.....	2. 1665B
SENSOR, MAG. CRANKSHAFT.....	2. 1620B
SENSOR, MAG. IDLER.....	2. 1610B

SENSOR, OIL AND AIR TEMPERATURE.....	2. 1630B
SENSOR, OIL PRESSURE.....	2. 1600B
SEPARATOR, FUEL WATER.....	2. 3590A
SERVICE KIT, INJECTOR.....	2. 1002A
SHAFT AND GEAR ASSY., OIL PUMP DRIVE.....	4. 1065A
SHAFT AND GEAR ASSY, OIL PUMP DRIVEN . . .	4. 1075A
SHAFT ASSY, FRESH WATER PUMP.....	5.1050
SHAFT ASSY, ROCKER.....	1.8160
SHAFT, ACCESSORY DRIVE.....	1.7640B
SHAFT, AIR COMPRESSOR DRIVE.....	12.4047A
SHAFT, TACHOMETER DRIVE.....	7. 4435B
SHELL, BREATHER.....	4. 8055A
SHELL, CONNECTING ROD BEARING.....	1.6100
SHELL, CRANKSHAFT MAIN BEARING.....	1.3090
SHIELDING, FLEXIBLE HOSE.....	2. 5255A
SHIM, OIL PUMP.....	4. 1030A
SLEEVE, CRANKSHAFT OIL SEAL.....	1.3167A
SLEEVE, CRANKSHAFT REAR OIL SEAL.....	1.3066
SPACER, IDLER GEAR BEARING.....	1.7226
SPACER, PULLEY.....	5. 4018A
SPACER, ROCKER SHAFT.....	1.8173
SPACER, VIBRATION DAMPER.....	1.3275B
SPINDLE ASSY., FAN DRIVE.....	5. 4102A
SPINDLE, CRANKSHAFT PULLEY.....	1.3283C
SPRING, EXHAUST VALVE.....	1.8340
SPRING, OIL COOLER BYPASS VALVE.....	4. 4150A
SPRING, OIL FILTER BYPASS VALVE.....	4. 2486A
SPRING, OIL PRESSURE REGULATOR.....	4. 1690C
STRAINER ASSY., SPIN-ON FUEL.....	2. 3006A
STRAINER, AIR COMPRESSOR ON COMPRESSOR.....	12.4300A
STRAINER, OIL FILLER TUBE.....	4. 5020A
STRAP, GENERATOR ADJUSTING.....	7. 1580A
STUD, EXHAUST MANIFOLD TO TURBOCHARGER.....	6. 1022A
SUPPORT, BELT TENSIONER BRACKET.....	7. 1935A
SUPPORT, ENGINE FRONT.....	11.1070A
SUPPORT, ENGINE REAR.....	11.11 CCA
SUPPORT, FAN MOUNTING.....	5. 4025A
SUPPORT, GENERATOR BRACKET.....	7. 1596A
SUPPORT, OIL FILTER MOUNTING.....	4. 2470A

T

TENSIONER ASSY, ALTERNATOR.....	7. 1900A
THERMOSTAT ASSY.....	5. 2050B
THERMOSTAT, LUBE OIL.....	4. 2288A
THREADLOCK & SEALER.....	12.8242A
TRIP RECORDER ANALYSIS CONTROL SYSTEM.....	2. 1900B
TUBE, AIR COMPRESSOR BOOSTER.....	12.4375A

TUBE, AIR COMPRESSOR LUBE OIL DRAIN 12.4070A
TUBE, AIR COMPRESSOR LUBE OIL SUPPLY . . . 12.4065A
TUBE, AIR COMPRESSOR WATER INLET..... 12.4085A
TUBE, AIR COMPRESSOR WATER OUTLET..... 12.4090A
TUBE, FUEL PUMP TO CYLINDER HEAD 2. 5101A
TUBE, GENERATOR OIL DRAIN..... 7. 1003A
TUBE, GENERATOR OIL SUPPLY 7. 1004A
TUBE, OIL FILLER..... 4. 5001A
TUBE, OIL FILTER INLET..... 4. 3001A
TUBE, OIL FILTER OUTLET..... 4. 3020A
TUBE, STRAINER TO FUEL PUMP 2. 5050A
TUBE, TURBOCHARGER OIL RETURN 3. 5505A
TUBE, TURBOCHARGER OIL SUPPLY..... 3. 5500A
TUBE, WATER BYPASS 5. 2160C
TUBE, WATER PUMP TO OIL COOLER 5. 3400B


TURBOCHARGER..... 3. 5001A

V

VALVE, EXHAUST 1.8310
VALVE, FUEL DRAIN CHECK 2. 5209A
VALVE, FUEL SUPPLY CHECK..... 2. 5006A
VALVE, FUEL SYSTEM SHUTOFF 2. 5260A
VALVE, INTAKE 1.8315
VALVE, OIL COOLER BYPASS 4. 4140A
VALVE, OIL FILTER BYPASS 4. 2485A
VALVE, OIL PRESSURE REGULATOR..... 4. 1700C

W

WASHER, CRANKSHAFT MAIN
BEARING THRUST 1.3100



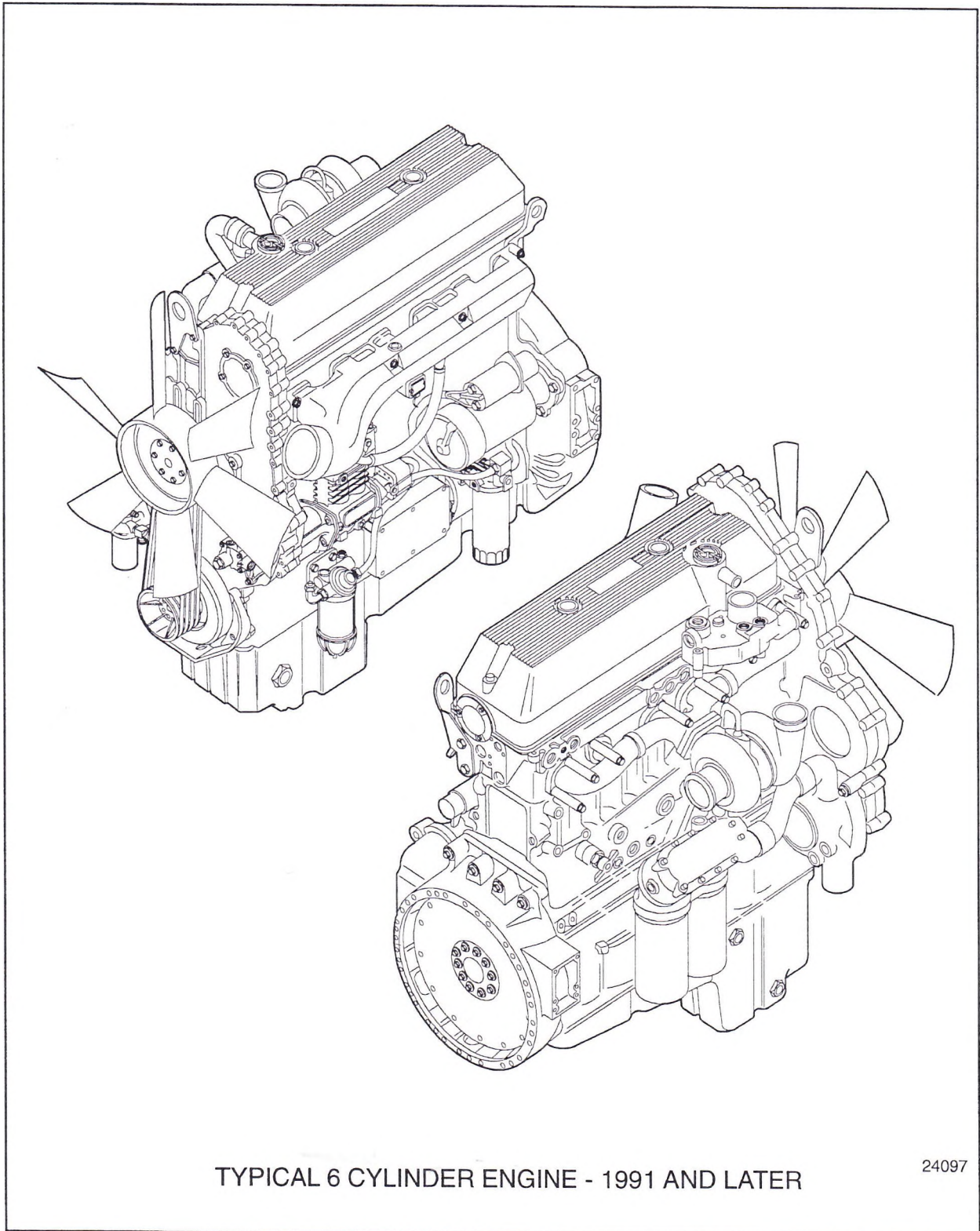
TYPICAL 6 CYLINDER ENGINE - PRE 1991

24099

UNCONTROLLED COPY *All information subject to change without notice.*
Detroit Diesel®, the spinning arrows, and the Series 60®
are registered trademarks of Detroit Diesel Corporation.
6SP161 9501 © 1995 DETROIT DIESEL CORPORATION

DETROIT **DIESEL**

SERIES 60 ENGINE



1.0000 ENGINE (LESS MAJOR ASSEMBLIES)

- .1000 ... CYLINDER BLOCK
- .1000A .. AIR BOX DRAINS
- .2000 ... CYLINDER HEAD
- .2000A .. ENGINE, LIFTER BRACKET
- .3000 ... CRANKSHAFT, OIL SEALS AND STABILIZERS
- .3000A .. CRANKSHAFT FRONT COVER
- .3000B .. VIBRATION DAMPER
- .3000C .. CRANKSHAFT PULLEY
- .3000D .. CRANKSHAFT PULLEY BELT
- .4000A .. FLYWHEEL
- .5000A .. FLYWHEEL HOUSING
- .5000B .. FLYWHEEL HOUSING ADAPTOR
- .6000 ... CONNECTING ROD AND PISTON
- .7000 ... CAMSHAFT AND GEAR TRAIN
- .7000A .. BALANCE WEIGHT COVER
- .7000B .. ACCESSORY DRIVE
- .8000 ... VALVE AND INJECTOR OPERATING MECHANISM
- .8000A .. ROCKER COVER

2.0000 FUEL SYSTEM

- 2.1000A FUEL INJECTOR
- 2.1000B INJECTOR CONTROLS ELECTRONIC
- 2.2000 FUEL PUMP
- 2.3000A FUEL FILTER AND STRAINER
- 2.5000A FUEL LINES AND FUEL COOLER

3.0000 AIR SYSTEM

- 3.1000A ... AIR CLEANER AND/OR ADAPTOR
- 3.3000A ... AIR INLET HOUSING
- 3.3000C ... AIR INTAKE MANIFOLD
- 3.4000 ... BLOWER AND DRIVE
- 3.4000A ... BLOWER DRIVE SHAFT
- 3.5000A ... TURBOCHARGER

4.0000 LUBRICATING SYSTEM

- 4.1000A .. OIL PUMP
- 4.1000B .. OIL DISTRIBUTION SYSTEM
- 4.1000C .. OIL PRESSURE REGULATOR
- 4.2000A .. OIL FILTER
- 4.3000A .. OIL FILTER LINES
- 4.4000A .. OIL COOLER
- 4.5000A .. OILFILLER
- 4.6000A .. DIPSTICK
- 4.7000A .. OIL PAN
- 4.8000A .. VENTILATING SYSTEM

.0000 COOLING SYSTEM

- 5.1000 ... FRESH WATER PUMP
- 5.1000A .. FRESH WATER PUMP COVER
- 5.2000B .. THERMOSTAT
- 5.2000C .. WATER BYPASS TUBE
- 5.3000B .. WATER CONNECTIONS
- 5.4000A .. FAN
- 5.7000A .. WATER FILTER

6.0000 EXHAUST SYSTEM

- 6.1000A ... EXHAUST MANIFOLD AND/OR CONNECTIONS
- 6.2000A ... EXHAUST MUFFLER AND/OR CONNECTIONS

7.0000 ELECTRICAL INSTRUMENTS

- 7.1000A ... BATTERY CHARGING GENERATOR
- 7.3000A ... STARTING MOTOR
- 7.4000B ... TACHOMETER DRIVE

11.0000 ENGINE MOUNTING

- 11.1000A .. ENGINE MOUNTING BASE

12.0000 MISCELLANEOUS

- 12.4000A .. AIR COMPRESSOR
- 12.5000A .. HYDRAULIC PUMP
- 12.7000A .. APPEARANCE PACKAGE PARTS
- 12.8000A .. SUPPLIES
- 12.8000B .. FABRICATION MATERIAL

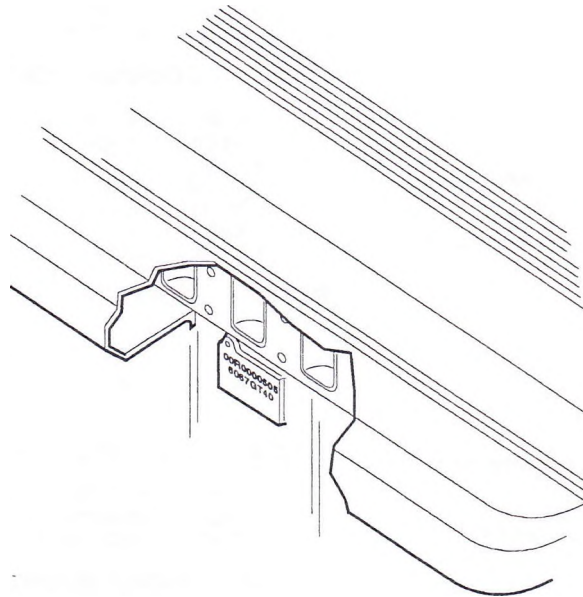
**MODEL
INDEX
LIST**

DETROIT DIESEL

SERIES 60 ENGINE

ENGINE MODEL AND SERIAL NUMBER

The engine serial numbers are stamped on the cylinder block in the location shown below

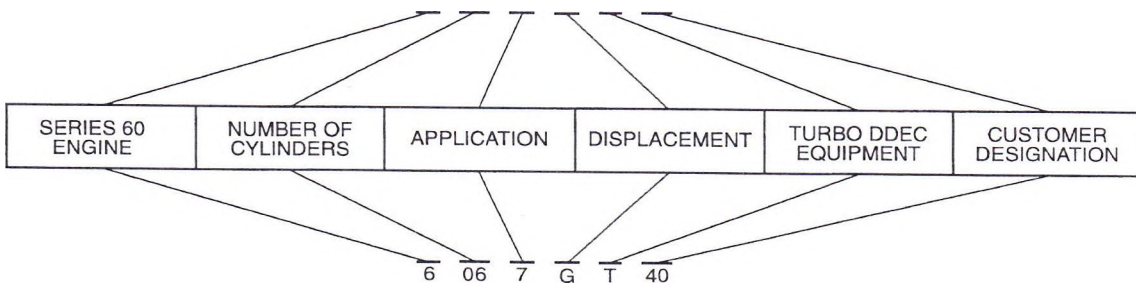


TYPICAL SERIAL NUMBER

0 6 R 0 0 0 0 0 0 0 0

MODEL NUMBER

6 06 7 WT 40



APPLICATION 7 - AUTOMOTIVE

DISPLACEMENT W = 11.1 LITER

G = 12.7 LITER

UNCONTROLLED COPY *All information subject to change without notice.*
 Detroit Diesel®, the spinning arrows, and the Series 60®
 are registered trademarks of Detroit Diesel Corporation.
 6SP161 9501 © 1995 DETROIT DIESEL CORPORATION

MODEL INDEX LIST

6063GK05.....	FAN/FLYWHL GEN SET UNIT 4 CYCLE DDEC III
6063GK32.....	FAN/FLYWHL 4CYCLE DDEC3 12L UNDGRD MNG
6063GK60.....	FAN/FLYWHL INDST 4CYCLE DDEC III 12L S60
6063GU00	INDUSTRIAL FAN TO FLYWHEEL 15 TO 1 C/R AIR/AIR 12.7L
6063GU41	INDUSTRIAL FAN TO FLYWHEEL 15 TO 1 C/R AIR/AIR 12.7L(JOHN DEERE)
6063GU60	INDUSTRIAL FAN TO FLYWHEEL 15 TO 1 C/R RIGHT SIDE 12.7L(DDEC II)
6063WK32	FAN/FLYWHL 4CYCLE DDEC3 11L UNDGRD MNG
6063WK60	FAN/FLYWHL INDST 4CYCLE DDEC III 11LS60
6063WU00.....	INDUSTRIAL FAN TO FLYWHEEL 16 TO 1 C/R AIR/AIR 11L
6063WU41	INDUSTRIAL FAN TO FLYWHEEL 16 TO 1 C/R AIR/AIR 11L(JOHN DEERE)
6063WU60.....	INDUSTRIAL FAN TO FLYWHEEL 16 TO 1 C/R RIGHT SIDE 11L(DDEC II)
6067GK28.....	FAN/FLYWHL PARLOR COACH 4CYC DDECIII 12L
6067GK60.....	FAN/FLYWHL AUTO 4CYCLE DDECIII 12L TRUCK
6067GT40.....	FAN TO FLYWHEEL 15 TO 1 C/R 12.7L
6067GU28	FAN TO FLYWHEEL 15 TO 1 C/R 12.7L (DDEC II)
6067GU40	FAN TO FLYWHEEL 15 TO 1 C/R 12.7L (DDEC II)
6067GU60	FAN TO FLYWHEEL 15 TO 1 C/R RIGHT SIDE 12.7L (DDEC II)
6067GU64	FAN/FLYWHL AUTO 4CYCLE DDECIII 12L
6067GU91	FAN TO FLYWHEEL 15 TO 1 C/R AIR TO AIR 12.7L (DDEC II)
6067WK28	FAN/FLYWHL PARLOR COACH 4CYC DDECIII 11L
6067WK60	FAN/FLYWHL AUTO 4CYCLE DDECIII 11LTRUCK
6067WT40	FAN TO FLYWHEEL 16 TO 1 C/R 11L
6067WU40.....	FAN TO FLYWHEEL 16 TO 1 C/R 11L (DDEC II)
6067WU60.....	FAN TO FLYWHEEL 16 TO 1 C/R RIGHT SIDE 11L (DDEC II)

STANDARD AND STANDARD OPTION EQUIPMENT SERIES 60 PARTS CATALOG

UNCONTROLLED COPY *All information subject to change without notice.*

Detroit Diesel®, the spinning arrows, and the Series 60®
are registered trademarks of Detroit Diesel Corporation.
6SP161 9501 © 1995 DETROIT DIESEL CORPORATION

GROUP NAME	GROUP NO	TYPE
CYLINDER BLOCK 06R0192267 THRU CURRENT	1.1000	451
CYLINDER HEAD 06R0192267 THRU CURRENT	1.2000	176
ENGINE, LIFTER BRACKET 06R0192267 THRU CURRENT	1.2000A	*
CRANKSHAFT, OIL SEALS AND STABILIZERS 06R0192267 THRU CURRENT	1.3000	*
CRANKSHAFT FRONT COVER 06R0192267 THRU CURRENT	1.3000A	*
VIBRATION DAMPER 06R0192267 THRU CURRENT	1.3000B	*
CRANKSHAFT PULLEY 06R0192267 THRU CURRENT	1.3000C	*
FLYWHEEL 06R0192267 THRU CURRENT	1.4000A	*
FLYWHEEL, HOUSING 06R0192267 THRU CURRENT	1.5000A	*
CONNECTING ROD AND PISTON 06R0192267 THRU CURRENT	1.6000	*
CAMSHAFT AND GEAR TRAIN 06R0192267 THRU CURRENT	1.7000	884
ACCESSORY DRIVE 06R0192267 THRU CURRENT	1.7000B	*
VALVE AND INJECTOR OPERATING MECHANISM 06R0192267 THRU CURRENT	1.8000	*
ROCKER COVER 06R0192267 THRU CURRENT	1.8000A	*
FUEL INJECTOR 06R0192267 THRU CURRENT	2.1000A	
INJECTOR, CONTROLS ELECTRONIC 06R0192267 THRU CURRENT	2.1000B	*
FUEL PUMP 06R0192267 THRU CURRENT	2.2000	*
FUEL FILTER AND STRAINER 06R0192267 THRU CURRENT	2.3000A	*
FUEL LINES AND FUEL COOLER 06R0192267 THRU CURRENT	2.5000A	*
AIR INTAKE MANIFOLD 06R0192267 THRU CURRENT	3.3000C	*
TURBOCHARGER, INTERCOOLER AND AFTERCOOLER 06R0192267 THRU CURRENT	3.5000A	*
OIL PUMP 06R0192267 THRU CURRENT	4.1000A	198
OIL DISTRIBUTION SYSTEM 06R0192267 THRU CURRENT	4.1000B	*
OIL, PRESSURE REGULATOR 06R0192267 THRU CURRENT	4.1000C	38
OIL FILTER 06R0192267 THRU CURRENT	4.2000A	*
OIL COOLER AND MARINE GEAR LINES 06R0192267 THRU CURRENT	4.4000A	*
OIL, FILLER 06R0192267 THRU CURRENT	4.5000A	*
DIPSTICK 06R0192267 THRU CURRENT	4.6000A	*
OIL PAN 06R0192267 THRU CURRENT	4.7000A	*

*** STANDARD OPTION REFER TO OPTION LABEL**

UNCONTROLLED COPY *All information subject to change without notice.*

Detroit Diesel®, the spinning arrows, and the Series 60®

are registered trademarks of Detroit Diesel Corporation.

6SP161 9501 © 1995 DETROIT DIESEL CORPORATION

P

Page 1

GROUP NAME			GROUP NO	TYPE
VENTILATING SYSTEM				
06R0192267	THRU	CURRENT	4.8000A	
FRESH WATER PUMP				
06R0192267	THRU	CURRENT	5.1000	
THERMOSTAT				
06R0192267	THRU	CURRENT	5.2000B	
WATER BYPASS TUBE				
06R0192267	THRU	CURRENT	5.2000C	
WATER CONNECTIONS				
06R0192267	THRU	CURRENT	5.3000B	
FAN				
06R0192267	THRU	CURRENT	5.4000A	
EXHAUST MANIFOLD AND/OR CONNECTIONS				
06R0192267	THRU	CURRENT	6.1000A	
STARTING MOTOR				
06R0192267	THRU	CURRENT	7.3000A	
ENGINE MOUNTING AND BASE				
06R0192267	THRU	CURRENT	11.1000A	

*** STANDARD OPTION REFER TO OPTION LABEL**

2-6

GROUP NAME	GROUP NO	TYPE
CYLINDER BLOCK 06R0192421 THRU CURRENT	1.1000	451
CYLINDER HEAD 06R0192421 THRU CURRENT	1.2000	176
ENGINE, LIFTER BRACKET 06R0192421 THRU CURRENT	1.2000A	*
CRANKSHAFT OIL SEALS AND STABILIZERS 06R0192421 THRU CURRENT	1.3000	*
CRANKSHAFT FRONT COVER 06R0192421 THRU CURRENT	1.3000A	*
VIBRATION DAMPER 06R0192421 THRU CURRENT	1.3000B	*
CRANKSHAFT PULLEY 06R0192421 THRU CURRENT	1.3000C	*
FLYWHEEL 06R0192421 THRU CURRENT	1.4000A	*
FLYWHEEL, HOUSING 06R0192421 THRU CURRENT	1.5000A	
CONNECTING ROD AND PISTON 06R0192421 THRU CURRENT	1.6000	*
CAMSHAFT AND GEAR TRAIN 06R0192421 THRU CURRENT	1.7000	884
ACCESSORY DRIVE 06R0192421 THRU CURRENT	1.7000B	*
VALVE AND INJECTOR OPERATING MECHANISM 06R0192421 THRU CURRENT	1.8000	*
ROCKER COVER 06R0192421 THRU CURRENT	1.8000A	*
FUEL INJECTOR 06R0192421 THRU CURRENT	2.1000A	*
INJECTOR, CONTROLS ELECTRONIC 06R0192421 THRU CURRENT	2.1000B	*
FUEL PUMP 06R0192421 THRU CURRENT	2.2000	*
FUEL FILTER AND STRAINER 06R0192421 THRU CURRENT	2.3000A	*
FUEL LINES AND FUEL COOLER 06R0192421 THRU CURRENT	2.5000A	*
AIR INTAKE MANIFOLD 06R0192421 THRU CURRENT	3.3000C	*
TURBOCHARGER, INTERCOOLER AND AFTERCOOLER 06R0192421 THRU CURRENT	3.5000A	*
OIL PUMP 06R0192421 THRU CURRENT	4.1000A	198
OIL DISTRIBUTION SYSTEM 06R0192421 THRU CURRENT	4.1000B	*
OIL, PRESSURE REGULATOR 06R0192421 THRU CURRENT	4.1000C	38
OIL FILTER 06R0192421 THRU CURRENT	4.2000A	*
OIL COOLER AND MARINE GEAR LINES 06R0192421 THRU CURRENT	4.4000A	*
OIL, FILLER 06R0192421 THRU CURRENT	4.5000A	*
DIPSTICK 06R0192421 THRU CURRENT	4.6000A	*
OIL PAN 06R0192421 THRU CURRENT	4.7000A	*

STANDARD OPTION REFER TO OPTION LABEL

UNCONTROLLED COPY *All information subject to change without notice.*

Detroit Diesel®, the spinning arrows, and the Series 60®

are registered trademarks of Detroit Diesel Corporation.

GROUP NAME	GROUP NO	TYPE
VENTILATING SYSTEM		
06R0192421 THRU CURRENT ..	4.8000A	
FRESH WATER PUMP		
06R0192421 THRU CURRENT ..	5.1000	
THERMOSTAT		
06R0192421 THRU CURRENT ..	5.2000B	
WATER BYPASS TUBE		
06R0192421 THRU CURRENT ..	5.2000C	
WATER CONNECTIONS		
06R0192421 THRU CURRENT ..	5.3000B	
FAN		
06R0192421 THRU CURRENT ..	5.4000A	
EXHAUST MANIFOLD AND/OR CONNECTIONS		
06R0192421 THRU CURRENT ..	6.1000A	
BATTERY, CHARGING GENERATOR		
06R0192421 THRU CURRENT ..	7.1000A	
STARTING MOTOR		
06R0192421 THRU CURRENT ..	7.3000A	
ENGINE MOUNTING AND BASE		
06R0192421 THRU CURRENT ..	11.1000A	
AIR COMPRESSOR		
06R0192421 THRU CURRENT ..	12.4000A	

*** STANDARD OPTION REFER TO OPTION LABEL**

GROUP NAME	GROUP NO	TYPE
CYLINDER BLOCK 06R0159057 THRU CURRENT	1.1000	451
CYLINDER HEAD 06R0159057 THRU CURRENT	1.2000	176
ENGINE, LIFTER BRACKET 06R0159057 THRU CURRENT	1.2000A	*
CRANKSHAFT, OIL SEALS AND STABILIZERS 06R0159057 THRU CURRENT	1.3000	*
CRANKSHAFT FRONT COVER 06R0159057 THRU CURRENT	1.3000A	*
VIBRATION DAMPER 06R0159057 THRU CURRENT	1.3000B	*
CRANKSHAFT PULLEY 06R0159057 THRU CURRENT	1.3000C	*
FLYWHEEL 06R0159057 THRU CURRENT	1.4000A	*
FLYWHEEL, HOUSING 06R0159057 THRU CURRENT	1.5000A	*
CONNECTING ROD AND PISTON 06R0159057 THRU CURRENT	1.6000	*
CAMSHAFT AND GEAR TRAIN 06R0159057 THRU CURRENT	1.7000	884
ACCESSORY DRIVE 06R0164528 THRU CURRENT	1.7000B	
VALVE AND INJECTOR OPERATING MECHANISM 06R0159057 THRU CURRENT	1.8000	*
ROCKER COVER 06R0159057 THRU CURRENT	1.8000A	*
FUEL INJECTOR 06R0159057 THRU CURRENT	2.1000A	*
INJECTOR, CONTROLS ELECTRONIC 06R0159057 THRU CURRENT	2.1000B	*
FUEL PUMP 06R0159057 THRU CURRENT	2.2000	
FUEL FILTER AND STRAINER 06R0159057 THRU CURRENT	2.3000A	*
FUEL LINES AND FUEL COOLER 06R0159057 THRU CURRENT	2.5000A	*
AIR INTAKE MANIFOLD 06R0159057 THRU CURRENT	3.3000C	*
TURBOCHARGER, INTERCOOLER AND AFTERCOOLER 06R0159057 THRU CURRENT	3.5000A	*
OIL PUMP 06R0159057 THRU CURRENT	4.1000A	198
OIL DISTRIBUTION SYSTEM 06R0159057 THRU CURRENT	4.1000B	*
OIL, PRESSURE REGULATOR 06R0159057 THRU CURRENT	4.1000C	38
OIL FILTER 06R0159057 THRU CURRENT	4.2000A	*
OIL COOLER AND MARINE GEAR LINES 06R0159057 THRU CURRENT	4.4000A	*
OIL, FILLER 06R0159057 THRU CURRENT	4.5000A	*
DIPSTICK 06R0159057 THRU CURRENT	4.6000A	*
OIL PAN 06R0159057 THRU CURRENT	4.7000A	*

*** STANDARD OPTION REFER TO OPTION LABEL**

GROUP NAME		GROUP NO	TYPE
VENTILATING SYSTEM			
06R0159057 THRU	<u>CURRENT ...</u>	4.8000A	
FRESH WATER PUMP			
06R0159057 THRU	<u>CURRENT ...</u>	5.1000	
THERMOSTAT			
06R0159057 THRU	<u>CURRENT .</u>	5.2000B	
WATER BYPASS TUBE			
06R0159057 THRU	<u>CURRENT ..</u>	5.2000C	
WATER CONNECTIONS			
06R0159057 THRU	<u>CURRENT ..</u>	5.3000B	
FAN			
06R0159057 THRU	<u>CURRENT ..</u>	5.4000A	
EXHAUST MANIFOLD AND/OR CONNECTIONS			
06R0159057 THRU	<u>CURRENT ..</u>	6.1000A	
BATTERY, CHARGING GENERATOR			
06R0159057 THRU	<u>CURRENT ..</u>	7.1000A	
STARTING MOTOR			
06R0159057 THRU	<u>CURRENT ..</u>	7.3000A	
ENGINE MOUNTING AND BASE			
06R0159057 THRU	<u>CURRENT ..</u>	11.1000A	
AIR COMPRESSOR			
06R0159057 THRU	<u>CURRENT ..</u>	12.4000A	

*** STANDARD OPTION REFER TO OPTION LABEL**

UNCONTROLLED COPY *All information subject to change without notice.*

Detroit Diesel®, the spinning arrows, and the Series 60®
are registered trademarks of Detroit Diesel Corporation.

6SP161 9501 © 1995 Detroit diesel corporation

GROUP NAME	GROUP NO	TYPE
CYLINDER BLOCK	1.1000	278
CYLINDER HEAD	1.2000	176
ENGINE, LIFTER BRACKET	1.2000A	*
CRANKSHAFT, OIL SEALS AND STABILIZERS	1.3000	106
CRANKSHAFT FRONT COVER	1.3000A	*
VIBRATION DAMPER	1.3000B	*
CRANKSHAFT PULLEY	1.3000C	*
FLYWHEEL.....	1.4000A	*
FLYWHEEL HOUSING (SAE #1)	1.5000A	*
CONNECTING ROD AND PISTON THRU 06R0016009	1.6000	406
06R0016010 THRU CURRENT	1.6000	421
CAMSHAFT AND GEAR TRAIN THRU 06R0013158	1.7000	589
06R0013159 THRU 06R0021635	1.7000	725
06R0021636 THRU CURRENT	1.7000	762
ACCESSORY DRIVE.....	1.7000B	*
VALVE AND INJECTOR OPERATING MECHANISM PRIOR TO STD OPTION	1.8000	362
STD OPTION	1.8000	
ROCKER COVER.....	1.8000A	*
FUEL INJECTOR.....	2.1000A	*
ELECTRONIC CONTROL MODULE ...	2.1000B	*
INJECTOR, CONTROLS ELECTRONIC	2.1000B	*
FUEL PUMP PRIOR TO STD OPTION	2.2000	256
STD OPTION	2.2000	*
FUEL FILTER AND STRAINER.....	2.3000A	*
FUEL LINES AND FUEL COOLER	2.5000A	*
AIR INTAKE MANIFOLD	3.3000C	*
TURBOCHARGER, INTERCOOLER AND AFTERCOOLER	3.5000A	*
OIL PUMP.....	4.1000A	195
OIL DISTRIBUTION SYSTEM	4.1000B	*
OIL PRESSURE RELIEF VALVE	4.1000C	37
OIL, PRESSURE REGULATOR	4.1000C	34
OIL FILTER	4.2000A	*
OIL COOLER AND MARINE GEAR LINES.....	4.4000A	*
OILFILLER (LESS TUBE).....	4.5000A	*
DIPSTICK	4.6000A	*
OIL PAN.....	4.7000A	*
VENTILATING SYSTEM (ON ROCKER COVER)	4.8000A	*
FRESH WATER PUMP THRU 06R0016592	5.1000	263
06R0016593 THRU CURRENT ..	5.1000	270
FRESH, WATER PUMP COVER	5.1000A	*
THERMOSTAT.....	5.2000B	*
WATER BYPASS TUBE.....	5.2000C	t
WATER CONNECTIONS	5.3000B	*
FAN	5.4000A	*
EXHAUST MANIFOLD AND/OR CONNECTIONS	6.1000A	*
ENGINE MOUNTING AND BASE	11.1000A	*
AIR COMPRESSOR	12.4000A	*

*** STANDARD OPTION REFER TO OPTION LABEL**

GROUP NAME	GROUP NO	TYPE
CYLINDER BLOCK	1.1000	278
CYLINDER HEAD	1.2000	176
ENGINE, LIFTER BRACKET	1.2000A	*
CRANKSHAFT, OIL SEALS AND STABILIZERS	1.3000	106
CRANKSHAFT FRONT COVER	1.3000A	*
VIBRATION DAMPER	1.3000B	*
CRANKSHAFT PULLEY	1.3000C	*
FLYWHEEL.....	1.4000A	*
FLYWHEEL HOUSING (SAE #2)	1.5000A	*
CONNECTING ROD AND PISTON		
THRU 06R0004650	1.6000	370
06R0004651 THRU CURRENT	1.6000	406
CAMSHAFT AND GEAR TRAIN.....	1.7000	589
ACCESSORY DRIVE.....	1.7000B	*
VALVE AND INJECTOR OPERATING MECHANISM		
THRU 06R0004454	1.8000	298
06R0004455 THRU 06R0004908	1.8000	324
06R0004909 THRU CURRENT	1.8000	362
ROCKER COVER.....	1.8000A	*
FUEL INJECTOR.....	2.1000A	*
ELECTRONIC CONTROL MODULE.....	2.1000B	*
INJECTOR, CONTROLS ELECTRONIC.....	2.1000B	*
FUEL PUMP	2.2000	256
FUEL FILTER AND STRAINER.....	2.3000A	*
FUEL LINES AND FUEL COOLER	2.5000A	*
AIR INTAKE MANIFOLD	3.3000C	*
TURBOCHARGER, INTERCOOLER AND AFTERCOOLER	3.5000A	*
OIL PUMP.....	4.1000A	195
OIL DISTRIBUTION SYSTEM	4.1000B	*
OIL PRESSURE RELIEF VALVE	4.1000C	37
OIL, PRESSURE REGULATOR	4.1000C	34
OIL FILTER	4.2000A	*
OIL COOLER AND MARINE GEAR LINES.....	4.4000A	*
OIL, FILLER	4.5000A	*
DIPSTICK (CUSTOMER FURNISHED).....	4.6000A	*
OIL PAN.....	4.7000A	*
VENTILATING SYSTEM (ON ROCKER COVER)	4.8000A	*
FRESH WATER PUMP	5.1000	263
FRESH, WATER PUMP COVER	5.1000A	*
THERMOSTAT.....	5.2000B	*
WATER BYPASS TUBE.....	5.2000C	*
WATER CONNECTIONS	5.3000B	*
FAN	5.4000A	*
EXHAUST MANIFOLD AND/OR CONNECTIONS	6.1000A	*
ENGINE MOUNTING AND BASE	11.1000A	*
AIR COMPRESSOR	12.4000A	*

*** STANDARD OPTION REFER TO OPTION LABEL**

	GROUP NAME	GROUP NO	TYPE
CYLINDER BLOCK			
06R0184730 THRU	CURRENT		
CYLINDER HEAD			
06R0184730 THRU	CURRENT		
ENGINE, LIFTER BRACKET			
06R0184730 THRU	CURRENT		
CRANKSHAFT, OIL SEALS AND STABILIZERS			
06R0184730 THRU	CURRENT		
CRANKSHAFT FRONT COVER			
06R0184730 THRU	CURRENT		
VIBRATION DAMPER			
06R0184730 THRU	CURRENT		
CRANKSHAFT PULLEY			
06R0184730 THRU	CURRENT		
FLYWHEEL			
06R0184730 THRU	CURRENT		
FLYWHEEL, HOUSING			
06R0184730 THRU	CURRENT		
CONNECTING ROD AND PISTON			
06R0184730 THRU	CURRENT		
CAMSHAFT AND GEAR TRAIN			
06R0184730 THRU	CURRENT		
ACCESSORY DRIVE			
06R0184730 THRU	CURRENT		
VALVE AND INJECTOR OPERATING MECHANISM			
06R0184730 THRU	CURRENT ...		
ROCKER COVER			
06R0184730 THRU	CURRENT		
FUEL INJECTOR			
06R0184730 THRU	CURRENT		
INJECTOR, CONTROLS ELECTRONIC			
06R0184730 THRU	CURRENT		
FUEL PUMP			
06R0184730 THRU	CURRENT		
FUEL FILTER AND STRAINER			
06R0184730 THRU	CURRENT		
FUEL LINES AND FUEL COOLER			
06R0184730 THRU	CURRENT ...		
AIR INTAKE MANIFOLD			
06R0184730 THRU	CURRENT		
TURBOCHARGER, INTERCOOLER AND AFTERCOOLER			
06R0184730 THRU	CURRENT		
OIL PUMP			
06R0184730 THRU	CURRENT		
OIL DISTRIBUTION SYSTEM			
06R0184730 THRU	CURRENT ...		
OIL, PRESSURE REGULATOR			
06R0184730 THRU	CURRENT ...		
OIL FILTER			38
06R0184730 THRU	CURRENT ...		
OIL COOLER AND MARINE GEAR LINES			
06R0184730 THRU	CURRENT ...		
OIL, FILLER			
06R0184730 THRU	CURRENT ...		
DIPSTICK			
06R0184730 THRU	CURRENT ...		
OIL PAN			
06R0184730 THRU	CURRENT ...		*

*** STANDARD OPTION REFER TO OPTION LABEL**

GROUP NAME	GROUP NO	TYPE
VENTILATING SYSTEM		
06R0185086 THRU CURRENT	4.8000A	
FRESH WATER PUMP		
06R0184730 THRU CURRENT	5.1000	
THERMOSTAT		
06R0184730 THRU CURRENT	5.2000B	
WATER BYPASS TUBE		
06R0184730 THRU CURRENT	5.2000C	
WATER CONNECTIONS		
06R0184730 THRU CURRENT	5.3000B	
FAN		
06R0184730 THRU CURRENT	5.4000A	
EXHAUST MANIFOLD AND/OR CONNECTIONS		
06R0184730 THRU CURRENT ..	6.1000A	
BATTERY, CHARGING GENERATOR		
06R0184730 THRU CURRENT . .	7.1000A	
STARTING MOTOR		
06R0184730 THRU CURRENT ..	7.3000A	
ENGINE MOUNTING AND BASE		
06R0184730 THRU CURRENT . .	11.1000A	
AIR COMPRESSOR		
06R0184730 THRU CURRENT ..	12.4000A	

*** STANDARD OPTION REFER TO OPTION LABEL**

UNCONTROLLED COPY *All information subject to change without notice*

2-15

Detroit Diesel®, the spinning arrows, and the Series 60®
are registered trademarks of Detroit Diesel Corporation.

Page 2 of 6063WK32

6SP161 9501 © 1995 DETROIT DIESEL CORPORATION

BDC for engine manuals and specs
<https://barringtondieselclub.co.za/>

GROUP NAME	GROUP NO	TYPE
CYLINDER BLOCK		
06R0158444 THRU	CURRENT	
CYLINDER HEAD		
06R0158444 THRU	CURRENT	
ENGINE, LIFTER BRACKET		
06R0158444 THRU	CURRENT	*
CRANKSHAFT, OIL SEALS AND STABILIZERS		
06R0158444 THRU	CURRENT	*
CRANKSHAFT FRONT COVER		
06R0158444 THRU	CURRENT	*
VIBRATION DAMPER		
06R0158444 THRU	CURRENT	*
CRANKSHAFT PULLEY		
06R0158444 THRU	CURRENT	*
FLYWHEEL		
06R0158444 THRU	CURRENT	*
FLYWHEEL, HOUSING		
06R0158444 THRU	CURRENT	*
CONNECTING ROD AND PISTON		
06R0158444 THRU	CURRENT	*
CAMSHAFT AND GEAR TRAIN		
06R0158444 THRU	CURRENT	895
ACCESSORY DRIVE		
06R0158444 THRU	CURRENT	*
VALVE AND INJECTOR OPERATING MECHANISM		
06R0158444 THRU	CURRENT	*
ROCKER COVER		
06R0158444 THRU	CURRENT	*
FUEL INJECTOR		
06R0158444 THRU	CURRENT	*
INJECTOR, CONTROLS ELECTRONIC		
06R0158444 THRU	CURRENT	*
FUEL PUMP		
06R0165979 THRU	CURRENT	*
FUEL FILTER AND STRAINER		
06R0158444 THRU	CURRENT	*
FUEL LINES AND FUEL COOLER		
06R0158444 THRU	CURRENT	*
AIR INTAKE MANIFOLD		
06R0158444 THRU	CURRENT	*
TURBOCHARGER, INTERCOOLER AND AFTERCOOLER		
06R0158444 THRU	CURRENT	*
OIL PUMP		
06R0158444 THRU	CURRENT	*
OIL DISTRIBUTION SYSTEM		
06R0158444 THRU	CURRENT	*
OIL, PRESSURE REGULATOR		
06R0158444 THRU	CURRENT	*
OIL FILTER		
06R0158444 THRU	CURRENT	*
OIL COOLER AND MARINE GEAR LINES		
06R0158444 THRU	CURRENT	*
OIL, FILLER		
06R0158444 THRU	CURRENT	*
DIPSTICK		
06R0168657 THRU	CURRENT	*
OIL PAN		
06R0158444 THRU	CURRENT	*

* STANDARD OPTION REFER TO OPTION LABEL

GROUP NAME			GROUP NO	TYPE
VENTILATING SYSTEM				
06R0173783	THRU	CURRENT	4.8000A	
FRESH WATER PUMP				
06R0158444	THRU	CURRENT	5.1000	
THERMOSTAT				
06R0158444	THRU	CURRENT	5.2000B	
WATER BYPASS TUBE				
06R0158444	THRU	CURRENT	5.2000C	
WATER CONNECTIONS				
06R0158444	THRU	CURRENT	5.3000B	
FAN				
06R0158444	THRU	CURRENT	5.4000A	
EXHAUST MANIFOLD AND/OR CONNECTIONS				
06R0158444	THRU	CURRENT ..	6.1000A	
BATTERY, CHARGING GENERATOR				
06R0158444	THRU	CURRENT	7.1000A	
STARTING MOTOR				
06R0165979	THRU	CURRENT	7.3000A	
ENGINE MOUNTING AND BASE				
06R0158444	THRU	CURRENT	11.1000A	
AIR COMPRESSOR				
06R0158444	THRU	CURRENT	12.4000A	

*** STANDARD OPTION REFER TO OPTION LABEL**

GROUP NAME	GROUP NO	TYPE
CYLINDER BLOCK	1.1000	278
CYLINDER HEAD	1.2000	176
ENGINE, LIFTER BRACKET	1.2000A	*
CRANKSHAFT, OIL SEALS AND STABILIZERS.....	1.3000	105
CRANKSHAFT FRONT COVER.....	1.3000A	*
VIBRATION DAMPER	1.3000B	*
CRANKSHAFT PULLEY	1.3000C	*
FLYWHEEL.....	1.4000A	*
FLYWHEEL HOUSING (SAE #2).....	1.5000A	*
CONNECTING ROD AND PISTON THRU 06R0004650	1.6000	369
06R0004651 THRU CURRENT	1.6000	405
CAMSHAFT AND GEAR TRAIN.....	1.7000	588
ACCESSORY DRIVE.....	1.7000B	*
VALVE AND INJECTOR OPERATING MECHANISM THRU 06R0004454	1.8000	298
06R0004455 THRU 06R0004908	1.8000	324
06R0004909 THRU CURRENT	1.8000	363
ROCKER COVER.....	1.8000A	*
FUEL INJECTOR.....	2.1000A	*
ELECTRONIC CONTROL MODULE.....	2.1000B	*
INJECTOR, CONTROLS ELECTRONIC.....	2.1000B	*
FUEL PUMP	2.2000	256
FUEL FILTER AND STRAINER.....	2.3000A	*
FUEL LINES AND FUEL COOLER	2.5000A	*
AIR INTAKE MANIFOLD	3.3000C	*
TURBOCHARGER, INTERCOOLER AND AFTERCOOLER	3.5000A	*
OIL PUMP.....	4.1000A	195
OIL DISTRIBUTION SYSTEM	4.1000B	*
OIL PRESSURE RELIEF VALVE	4.1000C	37
OIL, PRESSURE REGULATOR	4.1000C	34
OIL FILTER	4.2000A	*
OIL COOLER AND MARINE GEAR LINES.....	4.4000A	*
OIL FILLER (LESS TUBE).....	4.5000A	*
DIPSTICK (CUSTOMER FURNISHED).....	4.6000A	*
OIL PAN.....	4.7000A	*
VENTILATING SYSTEM (ON ROCKER COVER)	4.8000A	*
FRESH WATER PUMP	5.1000	263
FRESH, WATER PUMP COVER	5.1000A	*
THERMOSTAT.....	5.2000B	*
WATER BYPASS TUBE.....	5.2000C	*
WATER CONNECTIONS	5.3000B	*
FAN	5.4000A	*
EXHAUST MANIFOLD AND/OR CONNECTIONS	6.1000A	*
ENGINE MOUNTING AND BASE	11.1000A	*
AIR COMPRESSOR	12.4000A	*

*** STANDARD OPTION REFER TO OPTION LABEL**

GROUP NAME	GROUP NO	TYPE
CYLINDER BLOCK		
THRU 06R0158450		
06R0158451 THRU CURRENT		365
CYLINDER HEAD		
ENGINE, LIFTER BRACKET		
CRANKSHAFT, OIL SEALS AND STABILIZERS		
PRIOR TO STD OPTION		
STD OPTION		105
CRANKSHAFT FRONT COVER . .		*
VIBRATION DAMPER . . .		*
CRANKSHAFT PULLEY		*
FLYWHEEL.....		
FLYWHEEL HOUSING (SAE #1)		*
CONNECTING ROD AND PISTON		
THRU 06R0136720		
06R0136721 THRU CURRENT ...		422
CAMSHAFT AND GEAR TRAIN.....		724
ACCESSORY DRIVE.....		
VALVE AND INJECTOR OPERATING MECHANISM .		*
ROCKER COVER.....		*
FUEL INJECTOR.....		*
ELECTRONIC CONTROL MODULE.....		*
ELECTRONIC INJECTOR CONTROLS (DDEC II) .		*
FUEL PUMP		*
FUEL FILTER AND STRAINER.....		*
FUEL LINES AND FUEL COOLER ...		*
AIR INTAKE MANIFOLD . .		*
TURBOCHARGER, INTERCOOLER AND AFTERCOOLER		
OIL PUMP.....		
OIL DISTRIBUTION SYSTEM		*
OIL, PRESSURE REGULATOR . . .		38
OIL FILTER		*
OIL COOLER AND MARINE GEAR LINES .		*
OIL FILLER		*
DIPSTICK		*
OIL PAN.....		
VENTILATING SYSTEM (ON ROCKER COVER)		k
FRESH WATER PUMP		
PRIOR TO STD OPTION		
STD OPTION		271
THERMOSTAT.....		*
WATER BYPASS TUBE . . .		*
WATER CONNECTIONS		*
FAN		*
EXHAUST MANIFOLD AND/OR CONNECTIONS		*
BATTERY, CHARGING GENERATOR		
06R0136721 THRU CURRENT .		*
STARTING MOTOR		
06R0142624 THRU CURRENT . . .		*
ENGINE MOUNTING AND BASE		*
AIR COMPRESSOR ...		*

* STANDARD OPTION REFER TO OPTION LABEL

UNCONTROLLED COPY All information subject to change without notice.

GROUP NAME	GROUP NO	TYPE
CYLINDER BLOCK 06R0133315 THRU CURRENT .	1.1000	451
CYLINDER HEAD 06R0133315 THRU CURRENT .	1.2000	176
ENGINE, LIFTER BRACKET 06R0133315 THRU CURRENT .	1.2000A	*
CRANKSHAFT OIL SEALS AND STABILIZERS 06R0133315 THRU CURRENT .	1.3000	*
CRANKSHAFT FRONT COVER 06R0133315 THRU CURRENT .	1.3000A	*
VIBRATION DAMPER 06R0133315 THRU CURRENT .	1.3000B	*
CRANKSHAFT PULLEY 06R0133315 THRU CURRENT .	1.3000C	*
FLYWHEEL 06R0133315 THRU CURRENT .	1.4000A	*
FLYWHEEL, HOUSING 06R0133315 THRU CURRENT .	1.5000A	*
CONNECTING ROD AND PISTON 06R0133315 THRU CURRENT .	1.6000	*
CAMSHAFT AND GEAR TRAIN 06R0133315 THRU 06R0131612	1.7000	884
06R0131613 THRU 06R0136735	1.7000	923
06R0136736 THRU CURRENT ..	1.7000	884
ACCESSORY DRIVE 06R0133315 THRU CURRENT	1.7000B	
VALVE AND INJECTOR OPERATING MECHANISM 06R0133315 THRU CURRENT	1.8000	*
ROCKER COVER 06R0133315 THRU CURRENT	1.8000A	*
FUEL INJECTOR 06R0133315 THRU CURRENT	2.1000A	*
INJECTOR, CONTROLS ELECTRONIC 06R0133315 THRU CURRENT	2.1000B	*
FUEL PUMP 06R0133315 THRU CURRENT	2.2000	*
FUEL FILTER AND STRAINER 06R0133315 THRU CURRENT	2.3000A	*
FUEL LINES AND FUEL COOLER 06R0133315 THRU CURRENT	2.5000A	*
AIR INTAKE MANIFOLD 06R0133315 THRU CURRENT	3.3000C	*
TURBOCHARGER, INTERCOOLER AND AFTERCOOLER 06R0133315 THRU CURRENT	3.5000A	*
OIL PUMP 06R0133315 THRU CURRENT	4.1000A	198
OIL DISTRIBUTION SYSTEM 06R0133315 THRU CURRENT	4.1000B	*
OIL, PRESSURE REGULATOR 06R0133315 THRU CURRENT	4.1000C	38
OIL FILTER 06R0133315 THRU CURRENT	4.2000A	*
OIL COOLER AND MARINE GEAR LINES 06R0133315 THRU CURRENT	4.4000A	*
OIL, FILLER 06R0133315 THRU CURRENT	4.5000A	*
DIPSTICK 06R0133315 THRU CURRENT	4.6000A	*

STANDARD OPTION REFER TO OPTION LABEL

UNCONTROLLED COPY All information subject to change without notice.

Detroit Diesel®, the spinning arrows, and the Series 60®
are registered trademarks of Detroit Diesel Corporation.

6SP161 9501 © 1995 DETROIT DIESEL CORPORATION

BDC for engine manuals and specs
<https://barringtondieselclub.co.za/>

GROUP NAME				GROUP NO	TYPE
OIL PAN	06R0133315	THRU	CURRENT	4.7000A	
VENTILATING SYSTEM	06R0133315	THRU	CURRENT	4.8000A	
FRESH WATER PUMP	06R0133315	THRU	CURRENT	5.1000	
THERMOSTAT	06R0133315	THRU	CURRENT	5.2000B	
WATER BYPASS TUBE	06R0133315	THRU	CURRENT	5.2000C	
WATER CONNECTIONS	06R0133315	THRU	CURRENT	5.3000B	
FAN	06R0133315	THRU	CURRENT	5.4000A	
WATER FILTER	06R0181275	THRU	CURRENT	5.7000A	
EXHAUST MANIFOLD AND/OR CONNECTIONS	06R0133315	THRU	CURRENT ..	6.1000A	
ENGINE MOUNTING AND BASE	06R0133315	THRU	CURRENT	11.1000A	
AIR COMPRESSOR	06R0133315	THRU	CURRENT	12.4000A	

*** STANDARD OPTION REFER TO OPTION LABEL**

	GROUP NAME	NO	TYPE
CYLINDER BLOCK			
06R0135316 THRU	CURRENT	1.1000	451
CYLINDER HEAD			
06R0135316 THRU	CURRENT	1.2000	176
ENGINE, LIFTER BRACKET			
06R0135316 THRU	CURRENT	1.2000A	*
CRANKSHAFT, OIL SEALS AND STABILIZERS			
06R0135316 THRU	CURRENT	1.3000	
CRANKSHAFT FRONT COVER			
06R0135316 THRU	CURRENT	1.3000A	
VIBRATION DAMPER			
06R0135316 THRU	CURRENT	1.3000B	
CRANKSHAFT PULLEY			
06R0135316 THRU	CURRENT	1.3000C	
FLYWHEEL			
06R0135316 THRU	CURRENT	1.4000A	
FLYWHEEL, HOUSING			
06R0135879 THRU	CURRENT	1.5000A	
CONNECTING ROD AND PISTON			
06R0135316 THRU	CURRENT	1.6000	
CAMSHAFT AND GEAR TRAIN			
06R0135316 THRU	06R0179568	1.7000	884
06R0179569 THRU	06R0179620	1.7000	895
06R0179621 THRU	06R0184440	1.7000	884
06R0184441 THRU	06R0185107	1.7000	895
06R0185108 THRU	06R0185490	1.7000	884
06R0185491 THRU	06R0185493	1.7000	895
06R0185494 THRU	06R0186020	1.7000	884
06R0186021 THRU	06R0186024	1.7000	895
06R0186025 THRU	06R0188190	1.7000	884
06R0188191 THRU	06R0191917	1.7000	895
06R0191918 THRU	CURRENT	1.7000	884
ACCESSORY DRIVE			
06R0135316 THRU	CURRENT	1.7000B	*
VALVE AND INJECTOR OPERATING MECHANISM			
06R0135316 THRU	CURRENT	1.8000	
ROCKER COVER			
06R0135316 THRU	CURRENT	1.8000A	
FUEL INJECTOR			
06R0135316 THRU	CURRENT	2.1000A	
INJECTOR, CONTROLS ELECTRONIC			
06R0135316 THRU	CURRENT	2.1000B	
FUEL PUMP			
06R0135316 THRU	CURRENT	2.2000	*
FUEL FILTER AND STRAINER			
06R0135316 THRU	CURRENT	2.3000A	
FUEL LINES AND FUEL COOLER			
06R0135316 THRU	CURRENT	2.5000A	
AIR INTAKE MANIFOLD			
06R0135879 THRU	CURRENT	3.3000C	
TURBOCHARGER, INTERCOOLER AND AFTERCOOLER			
06R0135316 THRU	CURRENT	3.5000A	*
OIL PUMP			
06R0135316 THRU	CURRENT	4.1000A	198
OIL DISTRIBUTION SYSTEM			
06R0135316 THRU	CURRENT	4.1000B	
OIL, PRESSURE REGULATOR			
06R0135316 THRU	CURRENT	4.1000C	38

*** STANDARD OPTION REFER TO OPTION LABEL**

UNCONTROLLED COPY All information subject to change without notice

Detroit Diesel®, the spinning arrows, and the Series 60®

are registered trademarks of Detroit Diesel Corporation.

6SP161 9501 © 1995 DETROIT DIESEL CORPORATION

	GROUP NAME	GROUP NO	TYPE
OIL FILTER	06R0135316 THRU CURRENT	4.2000A	
OIL COOLER AND MARINE GEAR LINES			
	06R0135316 THRU <u>CURRENT . .</u>	4.4000A	*
OIL, FILLER			
	06R0135316 THRU <u>CURRENT . .</u>	4.5000A	*
	06R0190829 THRU <u>CURRENT . .</u>	4.5000A	*
DIPSTICK			
	06R0135316 THRU <u>CURRENT . .</u>	4.6000A	*
OIL PAN			
	06R0135316 THRU <u>CURRENT . .</u>	4.7000A	*
VENTILATING SYSTEM			
	06R0135316 THRU <u>CURRENT . .</u>	4.8000A	*
FRESH WATER PUMP			
	06R0135316 THRU <u>CURRENT . .</u>	5.1000	
THERMOSTAT			
	06R0135316 THRU <u>CURRENT . .</u>	5.2000B	*
WATER BYPASS TUBE			
	06R0135316 THRU <u>CURRENT . .</u>	5.2000C	*
WATER CONNECTIONS			
	06R0135316 THRU <u>CURRENT . .</u>	5.3000B	*
FAN			
	06R0135316 THRU <u>CURRENT . .</u>	5.4000A	*
EXHAUST MANIFOLD AND/OR CONNECTIONS			
	06R0135316 THRU <u>CURRENT . .</u>	6.1000A	*
ENGINE MOUNTING AND BASE			
	06R0135316 THRU <u>CURRENT . .</u>	11.1000A	
AIR COMPRESSOR			
	06R0135316 THRU <u>CURRENT . .</u>	12.4000A	*
HYDRAULIC PUMP			
	06R0135316 THRU <u>CURRENT . .</u>	12.5000A	*

* STANDARD OPTION REFER TO OPTION LABEL

GROUP NAME	GROUP NO	TYPE
CYLINDER BLOCK	1.1000	278
CYLINDER HEAD	1.2000	176
ENGINE, LIFTER BRACKET	1.2000A	*
CRANKSHAFT, OIL SEALS AND STABILIZERS	1.3000	106
CRANKSHAFT FRONT COVER.....	1.3000A	*
VIBRATION DAMPER	1.3000B	*
CRANKSHAFT PULLEY	1.3000C	*
FLYWHEEL.....	1.4000A	*
FLYWHEEL HOUSING (SAE #1)	1.5000A	*
CONNECTING ROD AND PISTON		
THRU 06R0004650	1.6000	370
06R0004651 THRU CURRENT	1.6000	406
CAMSHAFT AND GEAR TRAIN.....	1.7000	589
ACCESSORY DRIVE.....	1.7000B	*
VALVE AND INJECTOR OPERATING MECHANISM		
THRU 06R0004454	1.8000	298
06R0004455 THRU 06R0004908	1.8000	324
06R0004909 THRU CURRENT	1.8000	362
ROCKER COVER.....	1.8000A	*
FUEL INJECTOR.....	2.1000A	*
ELECTRONIC CONTROL MODULE.....	2.1000B	*
INJECTOR, CONTROLS ELECTRONIC.....	2.1000B	*
FUEL PUMP	2.2000	256
FUEL FILTER AND STRAINER.....	2.3000A	*
FUEL LINES AND FUEL COOLER	2.5000A	*
AIR INTAKE MANIFOLD	3.3000C	*
TURBOCHARGER, INTERCOOLER AND AFTERCOOLER		
OIL PUMP.....	3.5000A	*
OIL DISTRIBUTION SYSTEM	4.1000A	195
OIL PRESSURE RELIEF VALVE	4.1000B	*
OIL, PRESSURE REGULATOR	4.1000C	37
OIL FILTER	4.1000C	34
OIL COOLER AND MARINE GEAR LINES.....	4.2000A	*
OIL FILLER (LESS TUBE).....	4.4000A	*
DIPSTICK	4.5000A	*
OIL PAN.....	4.6000A	*
VENTILATING SYSTEM (ON ROCKER COVER)	4.7000A	*
FRESH WATER PUMP	4.8000A	*
FRESH, WATER PUMP COVER	5.1000	263
THERMOSTAT.....	5.1000A	*
WATER BYPASS TUBE.....	5.2000B	*
WATER CONNECTIONS	5.2000C	*
FAN	5.3000B	*
EXHAUST MANIFOLD AND/OR CONNECTIONS	5.4000A	*
ENGINE MOUNTING AND BASE	6.1000A	*
AIR COMPRESSOR	11.1000A	*
	12.4000A	*

*** STANDARD OPTION REFER TO OPTION LABEL**

UNCONTROLLED COPY AH information subject to change without notice

Detroit Diesel®, the spinning arrows, and the Series 60® are registered trademarks of Detroit Diesel Corporation.

6SP161 9501 © 1995 DETROIT DIESEL CORPORATION

GROUP NAME	GROUP NO	TYPE
CYLINDER BLOCK		
THRU 06R01556191000	365
06R0155620 THRU 06R01555161000	451
06R0155517 THRU 06R01573071000	365
06R0157308 THRU 06R01576531000	451
06R0157654 THRU 06R01570571000	365
06R0157058 THRU CURRENT1000	451
CYLINDER HEAD2000	176
ENGINE, LIFTER BRACKET2000A	
CRANKSHAFT, OIL SEALS AND STABILIZERS		
PRIOR TO STD OPTION	1.3000	106
STD OPTION	1.3000	
CRANKSHAFT FRONT COVER	1.3000A	
VIBRATION DAMPER	1.3000B	
CRANKSHAFT PULLEY	1.3000C	
FLYWHEEL	1.4000A	
FLYWHEEL, HOUSING	1.5000A	
CONNECTING ROD AND PISTON	1.6000	
CAMSHAFT AND GEAR TRAIN	1.7000	753
ACCESSORY DRIVE	1.7000B	
VALVE AND INJECTOR OPERATING MECHANISM	1.8000	
ROCKER COVER	1.8000A	
FUEL INJECTOR	2.1000A	
ELECTRONIC CONTROL MODULE	2.1000B	
ELECTRONIC INJECTOR CONTROLS (DDEC II)	2.1000B	
FUEL PUMP	2.2000	
FUEL FILTER AND STRAINER	2.3000A	
FUEL LINES AND FUEL COOLER	2.5000A	
AIR INTAKE MANIFOLD	3.3000C	
TURBOCHARGER, INTERCOOLER AND AFTERCOOLER	3.5000A	
OIL PUMP	4.1000A	
OIL DISTRIBUTION SYSTEM	4.1000B	
OIL, PRESSURE REGULATOR	4.1000C	
OIL FILTER	4.2000A	
OIL COOLER AND MARINE GEAR LINES	4.4000A	
OIL, FILLER	4.5000A	
DIPSTICK	4.6000A	
OIL PAN	4.7000A	
VENTILATING SYSTEM (ON ROCKER COVER)	4.8000A	
FRESH WATER PUMP	5.1000	
THERMOSTAT	5.2000B	
WATER BYPASS TUBE	5.2000C	
WATER CONNECTIONS	5.3000B	
FAN	5.4000A	
WATER FILTER	5.7000A	
EXHAUST MANIFOLD AND/OR CONNECTIONS	6.1000A	
EXHAUST MUFFLER AND/OR CONNECTIONS	6.2000A	
BATTERY, CHARGING GENERATOR	7.1000A	
STARTING MOTOR	7.3000A	
ENGINE MOUNTING AND BASE	II. 1000A	
AIR COMPRESSOR	12.4000A	*

* STANDARD OPTION REFER TO OPTION LABEL

UNCONTROLLED COPY All information subject to change without notice.

Detroit Diesel®, the spinning arrows, and the Series 60®

are registered trademarks of Detroit Diesel Corporation.
6SP161 9501 © 1995 DETROIT DIESEL CORPORATION

GROUP NAME	NO	TYPE
CYLINDER BLOCK	1 1 ₀₀₀	278
CYLINDER HEAD	TTT 12000	176
ENGINE, LIFTER BRACKET	1.2000A	
CRANKSHAFT, OIL SEALS AND STABILIZERS	1.3000	106
CRANKSHAFT FRONT COVER	1.3000A	
VIBRATION DAMPER	1.3000B	*
CRANKSHAFT PULLEY	1 3 _{000C}	
FLYWHEEL	1.4000A	
FLYWHEEL HOUSING (SAE#1)	1.5000A	
CONNECTING ROD AND PISTON		
THRU 06R0004650	1.6000	370
06R0004651 THRU 06R0016009	1.6000	406
06R0016010 THRU PRIOR TO STD OPTION	1.6000	421
STD OPTION	1.6000	
CAMSHAFT AND GEAR TRAIN		
THRU 06R0013158	1.7000	589
06R0013159 THRU 06R0019286	1.7000	725
06R0019287 THRU 06R0021635	1.7000	738
06R0021636 THRU CURRENT	1.7000	753
ACCESSORY DRIVE	1.7000B	
VALVE AND INJECTOR OPERATING MECHANISM		
THRU 06R0004454	1.8000	298
06R0004455 THRU 06R0004908	1.8000	324
06R0004909 THRU PRIOR TO STD OPTION	1.8000	362
STD OPTION	1.8000	*
ROCKER COVER	1.8000A	*
FUEL INJECTOR	2.1000A	*
ELECTRONIC CONTROL MODULE	2.1000B	*
ELECTRONIC INJECTOR CONTROLS (DDEC II)	2.1000B	*
FUEL PUMP		
PRIOR TO STD OPTION	2.2000	256
STD OPTION	2.2000	*
FUEL FILTER AND STRAINER	2.3000A	
FUEL LINES AND FUEL COOLER	2.5000A	
AIR INTAKE MANIFOLD	3.3000C	*
TURBOCHARGER, INTERCOOLER AND AFTERCOOLER	3.5000A	
OIL PUMP	4.1000A	195
OIL DISTRIBUTION SYSTEM	4.1000B	
OIL PRESSURE RELIEF VALVE	4.1000C	37
OIL, PRESSURE REGULATOR	4.1000C	34
OIL FILTER	4.2000A	*
OIL COOLER AND MARINE GEAR LINES	4.4000A	
OIL FILLER (LESS TUBE)	4.5000A	
DIPSTICK	4.6C00A	*
OIL PAN	4.7000A	*
VENTILATING SYSTEM (ON ROCKER COVER)	4 g000A	
FRESH WATER PUMP		
THRU 06R0016592	5.1000	263
06R0016593 THRU CURRENT	5.1000	270
FRESH, WATER PUMP COVER	5.1000A	
THERMOSTAT	5 2000B	*
WATER BYPASS TUBE	5 ₂ 000C	*
WATER CONNECTIONS	5 3 _{000B}	
FAN	5.4000A	
EXHAUST MANIFOLD AND/OR CONNECTIONS	6.1000A	*
ENGINE MOUNTING AND BASE	11.1000A	
AIR COMPRESSOR	12 4000A	*

*** STANDARD OPTION REFER TO OPTION LABEL**

UNCONTROLLED COPY. All information subject to change without notice.
Detroit Diesel®, the spinning arrows, and the Series 60®

2-27

are registered trademarks of Detroit Diesel Corporation.

6SP161 9501

© 1995 DETROIT DIESEL CORPORATION

Page 1 of 6067GU40

BDC for engine manuals and specs
<https://barringtondieselclub.co.za/>

GROUP NAME	GROUP NO	TYPE
CYLINDER BLOCK		
THRU 06R0115450		
06R0115451 THRU CURRENT	365	
CYLINDER HEAD		
ENGINE, LIFTER BRACKET		*
CRANKSHAFT, OIL SEALS AND STABILIZERS		
PRIOR TO STD OPTION		
STD OPTION	106	*
CRANKSHAFT FRONT COVER		*
VIBRATION DAMPER		*
CRANKSHAFT PULLEY		*
FLYWHEEL		
FLYWHEEL, HOUSING		*
CONNECTING ROD AND PISTON		*
CAMSHAFT AND GEAR TRAIN	753	
CAMSHAFT AND GEAR TRAIN	766	
ACCESSORY DRIVE		*
VALVE AND INJECTOR OPERATING MECHANISM		
ROCKER COVER		*
FUEL INJECTOR		*
ELECTRONIC CONTROL MODULE		*
ELECTRONIC INJECTOR CONTROLS (DDEC II)		*
FUEL PUMP		*
FUEL FILTER AND STRAINER		*
FUEL LINES AND FUEL COOLER		*
AIR INTAKE MANIFOLD		*
TURBOCHARGER, INTERCOOLER AND AFTERCOOLER	3.5000A	*
OIL PUMP		
OIL DISTRIBUTION SYSTEM '		*
OIL PRESSURE REGULATOR		
OIL FILTER	38	*
OIL COOLER AND MARINE GEAR LINES		*
OIL FILLER		*
DIPSTICK		*
OIL PAN		*
VENTILATING SYSTEM (ON ROCKER COVER) . . .		
FRESH WATER PUMP		
PRIOR TO STD OPTION		
STD OPTION	271	*
THERMOSTAT		*
WATER BYPASS TUBE		
PRIOR TO STD OPTION		
STD OPTION	464	*
WATER CONNECTIONS	/7	*
FAN		
EXHAUST MANIFOLD AND/OR CONNECTIONS . . .		*
ENGINE MOUNTING AND BASE		*
AIR COMPRESSOR		*

* STANDARD OPTION REFER TO OPTION LABEL

GROUP NAME		GROUP NO	TYPE
CYLINDER BLOCK			
06R0134993 THRU	CURRENT	1.1000	451
CYLINDER HEAD			
06R0134993 THRU	CURRENT	1.2000	176
ENGINE, LIFTER BRACKET			
06R0134993 THRU	CURRENT	1.2000A	*
CRANKSHAFT, OIL SEALS AND STABILIZERS			
06R0134993 THRU	CURRENT	1.3000	*
CRANKSHAFT FRONT COVER			
06R0134993 THRU	CURRENT	1.3000A	*
VIBRATION DAMPER			
06R0134993 THRU	CURRENT	1.3000B	*
CRANKSHAFT PULLEY			
06R0134993 THRU	CURRENT	1.3000C	*
FLYWHEEL			
06R0134993 THRU	CURRENT	1.4000A	*
FLYWHEEL, HOUSING			
06R0134993 THRU	CURRENT	1.5000A	*
CONNECTING ROD AND PISTON			
06R0134993 THRU	CURRENT	1.6000	*
CAMSHAFT AND GEAR TRAIN			
06R0134993 THRU	CURRENT	1.7000	884
ACCESSORY DRIVE			
06R0134993 THRU	CURRENT	1.7000B	*
VALVE AND INJECTOR OPERATING MECHANISM			
06R0134993 THRU	CURRENT	1.8000	*
ROCKER COVER			
06R0134993 THRU	CURRENT	1.8000A	*
FUEL INJECTOR			
06R0134993 THRU	CURRENT	2.1000A	*
INJECTOR, CONTROLS ELECTRONIC			
06R0134993 THRU	CURRENT	2.1000B	*
FUEL PUMP			
06R0134993 THRU	CURRENT	2.2000	*
FUEL FILTER AND STRAINER			
06R0134993 THRU	CURRENT	2.3000A	*
FUEL LINES AND FUEL COOLER			
06R0134993 THRU	CURRENT	2.5000A	*
AIR INTAKE MANIFOLD			
06R0134993 THRU	CURRENT	3.3000C	*
TURBOCHARGER, INTERCOOLER AND AFTERCOOLER			
06R0134993 THRU	CURRENT	3.5000A	
OIL PUMP			
06R0134993 THRU	CURRENT	4.1000A	198
OIL DISTRIBUTION SYSTEM			
06R0134993 THRU	CURRENT	4.1000B	*
OIL, PRESSURE REGULATOR			
06R0134993 THRU	CURRENT	4.1000C	38
OIL FILTER			
06R0134993 THRU	CURRENT	4.2000A	*
OIL COOLER AND MARINE GEAR LINES			
06R0134993 THRU	CURRENT	4.4000A	*
OIL, FILLER			
06R0134993 THRU	CURRENT	4.5000A	*
DIPSTICK			
06R0134993 THRU	CURRENT	4.6000A	*
OIL PAN			
06R0134993 THRU	CURRENT	4.7000A	*

*** STANDARD OPTION REFER TO OPTION LABEL**

UNCONTROLLED COPY All information subject to change without notice.

Detroit Diesel®, the spinning arrows, and the Series 60®

	GROUP NAME	GROUP NO	TYPE
VENTILATING SYSTEM			
06R0134993 THRU	CURRENT	4.8000A	
FRESH WATER PUMP			
06R0134993 THRU	CURRENT	5.1000	
THERMOSTAT			
06R0134993 THRU	CURRENT	5.2000B	
WATER BYPASS TUBE			
06R0134993 THRU	CURRENT	5.2000C	
WATER CONNECTIONS			
06R0134993 THRU	CURRENT ..	5.3000B	
FAN			
06R0134993 THRU	CURRENT ..	5.4000A	
EXHAUST MANIFOLD AND/OR CONNECTIONS			
06R0134993 THRU	CURRENT	6.1000A	
ENGINE MOUNTING AND BASE			
06R0134993 THRU	CURRENT ..	11.1000A	
AIR COMPRESSOR			
06R0134993 THRU	CURRENT ..	12.4000A	

*** STANDARD OPTION REFER TO OPTION LABEL**

GROUP NAME	GROUP NO	TYPE
CYLINDER BLOCK		
THRU 06R0165083	1.1000	365
06R0165084 THRU CURRENT	1.1000	451
CYLINDER HEAD	1.2000	176
ENGINE, LIFTER BRACKET	1.2000A	260
CRANKSHAFT, OIL SEALS AND STABILIZERS	1.3000	106
CRANKSHAFT FRONT COVER.....	1.3000A	*
VIBRATION DAMPER	1.3000B	161
CRANKSHAFT PULLEY	1.3000C	*
FLYWHEEL.....	1.4000A	*
FLYWHEEL HOUSING (SAE#1)		
THRU 06R0165083	1.5000A	758
06R0165084 THRU CURRENT	1.5000A	*
CONNECTING ROD AND PISTON		
THRU 06R0165083	1.6000	423
06R0165084 THRU 06R0173931	1.6000	486
06R0173932 THRU CURRENT	1.6000	514
CAMSHAFT AND GEAR TRAIN.....	1.7000	766
ACCESSORY DRIVE.....	1.7000B	*
VALVE AND INJECTOR OPERATING MECHANISM		
THRU 06R0165083	1.8000	403
06R0165084 THRU CURRENT	1.8000	455
ROCKER COVER.....	1.8000A	*
FUEL INJECTOR.....	2.1000A	*
ELECTRONIC CONTROL MODULE.....	2.1000B	*
ELECTRONIC INJECTOR CONTROLS (DDEC II)	2.1000B	*
FUEL PUMP		
THRU 06R0037080	2.2000	262
06R0037081 THRU CURRENT	2.2000	265
FUEL FILTER AND STRAINER.....	2.3000A	*
FUEL LINES AND FUEL COOLER	2.5000A	*
AIR INTAKE MANIFOLD	3.3000C	*
TURBOCHARGER, INTERCOOLER AND AFTERCOOLER		
OIL PUMP.....	3.5000A	*
OIL DISTRIBUTION SYSTEM	4.1000A	198
OIL, PRESSURE REGULATOR		
THRU 06R0165083	4.1000B	*
06R0165084 THRU CURRENT	4.1000C	42
OIL FILTER	4.1000C	38
OIL COOLER AND MARINE GEAR LINES.....	4.2000A	*
OIL, FILLER	4.4000A	*
DIPSTICK	4.5000A	*
OIL PAN.....	4.6000A	*
VENTILATING SYSTEM	4.7000A	*
VENTILATING SYSTEM (ON ROCKER COVER)		
FRESH WATER PUMP		
PRIOR TO STD OPTION		
STD OPTION		
THERMOSTAT.....	5.1000	271
WATER BYPASS TUBE.....	5.1000	*
WATER CONNECTIONS	5.2000B	*
FAN	5.2000C	*
EXHAUST MANIFOLD AND/OR CONNECTIONS		
BATTERY, CHARGING GENERATOR.....	5.3000B	*
TACHOMETER DRIVE	5.4000A	*
ENGINE MOUNTING AND BASE	6.1000A	*
AIR COMPRESSOR	7.1000A	*
	7.4000B	*
	11.1000A	*
	12.4000A	*

*** STANDARD OPTION REFER TO OPTION LABEL**

UNCONTROLLED COPY All information subject to change without notice.

7 — 31

Detroit Diesel®, the spinning arrows, and the Series 60®

are registered trademarks of Detroit Diesel Corporation.

6SP161 9501

GROUP NAME	GROUP NO	TYPE
CYLINDER BLOCK 06R0152710 THRU CURRENT .	1.1000	451
CYLINDER HEAD 06R0152710 THRU CURRENT .	1.2000	176
ENGINE, LIFTER BRACKET 06R0152710 THRU CURRENT .	1.2000A	*
CRANKSHAFT, OIL SEALS AND STABILIZERS 06R0152710 THRU CURRENT	1.3000	*
CRANKSHAFT FRONT COVER 06R0152710 THRU CURRENT	1.3000A	*
VIBRATION DAMPER 06R0152710 THRU CURRENT	1.3000B	*
CRANKSHAFT PULLEY 06R0170613 THRU CURRENT	1.3000C	*
FLYWHEEL 06R0158432 THRU CURRENT	1.4000A	*
FLYWHEEL, HOUSING 06R0152710 THRU CURRENT	1.5000A	*
CONNECTING ROD AND PISTON 06R0152710 THRU CURRENT	1.6000	*
CAMSHAFT AND GEAR TRAIN 06R0152710 THRU CURRENT	1.7000	895
ACCESSORY DRIVE 06R0152710 THRU CURRENT	1.7000B	*
VALVE AND INJECTOR OPERATING MECHANISM 06R0152710 THRU CURRENT	1.8000	*
ROCKER COVER 06R0152710 THRU CURRENT	1.8000A	*
FUEL INJECTOR 06R0152710 THRU CURRENT	2.1000A	*
INJECTOR, CONTROLS ELECTRONIC 06R0152710 THRU CURRENT	2.1000B	*
FUEL PUMP 06R0152710 THRU CURRENT	2.2000	*
FUEL FILTER AND STRAINER 06R0152710 THRU CURRENT	2.3000A	*
FUEL LINES AND FUEL COOLER 06R0152710 THRU CURRENT	2.5000A	*
AIR INTAKE MANIFOLD 06R0152710 THRU CURRENT	3.3000C	*
TURBOCHARGER, INTERCOOLER AND AFTERCOOLER 06R0152710 THRU CURRENT	3.5000A	*
OIL PUMP 06R0152710 THRU CURRENT	4.1000A	198
OIL DISTRIBUTION SYSTEM 06R0152710 THRU CURRENT	4.1000B	*
OIL, PRESSURE REGULATOR 06R0152710 THRU CURRENT	4.1000C	38
OIL FILTER 06R0152710 THRU CURRENT	4.2000A	*
OIL COOLER AND MARINE GEAR LINES 06R0152710 THRU CURRENT	4.4000A	*
OIL, FILLER 06R0152710 THRU CURRENT	4.5000A	*
DIPSTICK 06R0152710 THRU CURRENT	4.6000A	*
OIL PAN 06R0152710 THRU CURRENT	4.7000A	*

* STANDARD OPTION REFER TO OPTION LABEL

UNCONTROLLED COPY All information subject to change without notice.

Detroit Diesel®, the spinning arrows, and the Series 60® are registered trademarks of Detroit Diesel Corporation.

6SP161 9501 © 1995 DETROIT DIESEL CORPORATION

GROUP NAME			GROUP NO	TYPE
VENTILATING SYSTEM				
06R0152710	THRU	CURRENT	4.8000A	
FRESH WATER PUMP				
06R0152710	THRU	CURRENT	5.1000	
THERMOSTAT				
06R0152710	THRU	CURRENT	5.2000B	
WATER BYPASS TUBE				
06R0152710	THRU	CURRENT	5.2000C	
WATER CONNECTIONS				
06R0152710	THRU	CURRENT	5.3000B	
FAN				
06R0152710	THRU	CURRENT	5.4000A	
WATER FILTER				
06R0158635	THRU	CURRENT	5.7000A	
EXHAUST MANIFOLD AND/OR CONNECTIONS				
06R0152710	THRU	CURRENT	6.1000A	
BATTERY, CHARGING GENERATOR				
06R0173589	THRU	CURRENT	7.1000A	
ENGINE MOUNTING AND BASE				
06R0152710	THRU	CURRENT	11.1000A	
AIR COMPRESSOR				
06R0152710	THRU	CURRENT	12.4000A	

*** STANDARD OPTION REFER TO OPTION LABEL**

UNCONTROLLED COPY *AH information subject to change without notice.*

Detroit Diesel®, the spinning arrows, and the Series 60®

are registered trademarks of Detroit Diesel Corporation.

	GROUP NAME	NO	TYPE
CYLINDER BLOCK			
06R0133561 THRU	CURRENT	1.1000	451
CYLINDER HEAD			
06R0133561 THRU	CURRENT	1.2000	176
ENGINE, LIFTER BRACKET			
06R0133561 THRU	CURRENT	1.2000A	
CRANKSHAFT, OIL SEALS AND STABILIZERS			
06R0133561 THRU	CURRENT	1.3000	
CRANKSHAFT FRONT COVER			
06R0133561 THRU	CURRENT	1.3000A	*
VIBRATION DAMPER			
06R0133561 THRU	CURRENT	1.3000B	
CRANKSHAFT PULLEY			
06R0133561 THRU	CURRENT	1.3000C	
FLYWHEEL			
06R0133561 THRU	CURRENT	1.4000A	
FLYWHEEL, HOUSING			
06R0133561 THRU	CURRENT	1.5000A	*
CONNECTING ROD AND PISTON			
06R0133561 THRU	CURRENT	1.6000	*
CAMSHAFT AND GEAR TRAIN			
06R0133561 THRU	CURRENT	1.7000	895
ACCESSORY DRIVE			
06R0133561 THRU	CURRENT	1.7000B	
VALVE AND INJECTOR OPERATING MECHANISM			
06R0133561 THRU	CURRENT	1.8000	
ROCKER COVER			
06R0133561 THRU	CURRENT	1.8000A	
FUEL INJECTOR			
06R0133561 THRU	CURRENT	2.1000A	
INJECTOR, CONTROLS ELECTRONIC			
06R0133561 THRU	CURRENT	2.1000B	*
FUEL PUMP			
06R0133561 THRU	CURRENT	2.2000	*
FUEL FILTER AND STRAINER			
06R0133561 THRU	CURRENT	2.3000A	
FUEL LINES AND FUEL COOLER			
06R0133561 THRU	CURRENT	2.5000A	
AIR INTAKE MANIFOLD			
06R0133561 THRU	CURRENT	3.3000C	
TURBOCHARGER, INTERCOOLER AND AFTERCOOLER			
06R0133561 THRU	CURRENT	3.5000A	
OIL PUMP			
06R0133561 THRU	CURRENT	4 1000A	198
OIL DISTRIBUTION SYSTEM			
06R0133561 THRU	CURRENT	4.1000B	*
OIL, PRESSURE REGULATOR			
06R0133561 THRU	CURRENT	4.1000C	38
OIL FILTER			
06R0133561 THRU	CURRENT	4.2000A	
OIL COOLER AND MARINE GEAR LINES			
06R0133561 THRU	CURRENT	4 4000A	
OIL, FILLER			
06R0133561 THRU	CURRENT	4 5000A	
OILFILLER CAP			
06R0188360 THRU	CURRENT	4 5000A	
DIPSTICK			
06R0133561 THRU	CURRENT	4.6000A	

* STANDARD OPTION REFER TO OPTION LABEL

UNCONTROLLED COPY All information subject to change without notice.

GROUP NAME				GROUP NO	TYPE
OIL PAN					
06R0133561	THRU	CURRENT		4.7000A	
VENTILATING SYSTEM					
06R0133561	THRU	CURRENT		4.8000A	
FRESH WATER PUMP					
06R0133561	THRU	CURRENT		5.1000	
THERMOSTAT					
06R0133561	THRU	CURRENT		5.2000B	
WATER BYPASS TUBE					
06R0133561	THRU	CURRENT		5.2000C	
WATER CONNECTIONS					
06R0133561	THRU	CURRENT		5.3000B	
FAN					
06R0133561	THRU	CURRENT		5.4000A	
EXHAUST MANIFOLD AND/OR CONNECTIONS					
06R0133561	THRU	CURRENT		6.1000A	
ENGINE MOUNTING AND BASE					
06R0133561	THRU	CURRENT		11.1000A	
AIR COMPRESSOR					
06R0133561	THRU	CURRENT		12.4000A	

*** STANDARD OPTION REFER TO OPTION LABEL**

UNCONTROLLED COPY *All information subject to change without notice.*

Detroit Diesel®, the spinning arrows, and the Series 60® are registered trademarks of Detroit Diesel Corporation.

6SP161 9501 © 1995 DETROIT DIESEL CORPORATION

BDC for engine manuals and specs
<https://barringtondieselclub.co.za/>

GROUP NAME	GROUP NO	TYPE
CYLINDER BLOCK	1.1000	278
CYLINDER HEAD	1.2000	176
ENGINE, LIFTER BRACKET	1.2000A	*
CRANKSHAFT, OIL SEALS AND STABILIZERS	1.3000	105
CRANKSHAFT FRONT COVER.....	1.3000A	4c
VIBRATION DAMPER	1.3000B	'
CRANKSHAFT PULLEY	1.3000C	'
FLYWHEEL.....	1.4000A	*
FLYWHEEL HOUSING (SAE #1)	1.5000A	*
CONNECTING ROD AND PISTON THRU 06R0004650	1.6000	369
06R0004651 THRU CURRENT	1.6000	405
CAMSHAFT AND GEAR TRAIN.....	1.7000	588
ACCESSORY DRIVE.....	1.7000B	'
VALVE AND INJECTOR OPERATING MECHANISM THRU 06R0004454	1.8000	298
06R0004455 THRU 06R0004908	1.8000	324
06R0004909 THRU CURRENT	1.8000	363
ROCKER COVER.....	1.8000A	'
FUEL INJECTOR.....	2.1000A	'
ELECTRONIC CONTROL MODULE.....	2.1000B	'
INJECTOR, CONTROLS ELECTRONIC.....	2.1000B	'
FUEL PUMP.....	2.2000	256
FUEL FILTER AND STRAINER.....	2.3000A	'
FUEL LINES AND FUEL COOLER	2.5000A	*
AIR INTAKE MANIFOLD	3.3000C	*
TURBOCHARGER, INTERCOOLER AND AFTERCOOLER OIL PUMP.....	3.5000A	'
OIL DISTRIBUTION SYSTEM	4.1000A	195
OIL PRESSURE RELIEF VALVE	4.1000B	'
OIL, PRESSURE REGULATOR.....	4.1000C	37
OIL FILTER	4.1000C	34
OIL COOLER AND MARINE GEAR LINES.....	4.2000A	'
OIL FILLER (LESS TUBE).....	4.4000A	'
DIPSTICK	4.5000A	*
OIL PAN.....	4.6000A	'
VENTILATING SYSTEM (ON ROCKER COVER)	4.7000A	*
FRESH WATER PUMP	4.8000A	*
FRESH, WATER PUMP COVER	5.1000	263
THERMOSTAT.....	5.1000A	'
WATER BYPASS TUBE.....	5.2000B	'
WATER CONNECTIONS	5.2000C	'
FAN	5.3000B	'
EXHAUST MANIFOLD AND/OR CONNECTIONS	5.4000A	'
ENGINE MOUNTING AND BASE.....	6.1000A	*
AIR COMPRESSOR	11.1000A	'
	12.4000A	'

* STANDARD OPTION REFER TO OPTION LABEL

GROUP NAME	GROUP NO	TYPE
CYLINDER BLOCK	1.1000	278
CYLINDER HEAD	1.2000	176
ENGINE, LIFTER BRACKET	1.2000A	*
CRANKSHAFT, OIL SEALS AND STABILIZERS	1.3000	105
CRANKSHAFT FRONT COVER.....	1.3000A	*
VIBRATION DAMPER	1.3000B	*
CRANKSHAFT PULLEY	1.3000C	*
FLYWHEEL.....	1.4000A	*
FLYWHEEL HOUSING (SAE #1)	1.5000A	*
CONNECTING ROD AND PISTON		
THRU 06R0004650	1.6000	369
06R0004651 THRU 06R0016009	1.6000	405
06R0016010 THRU CURRENT .	1.6000	422
CAMSHAFT AND GEAR TRAIN		
THRU 06R0013158	1.7000	588
06R0013159 THRU CURRENT	1.7000	724
ACCESSORY DRIVE.....	1.7000B	*
VALVE AND INJECTOR OPERATING MECHANISM		
THRU 06R0004454	1.8000	298
06R0004455 THRU 06R0004908	1.8000	324
06R0004909 THRU PRIOR TO STD OPTION	1.8000	363
STD OPTION	1.8000	*
ROCKER COVER.....	1.8000A	*
FUEL INJECTOR.....	2.1000A	*
ELECTRONIC CONTROL MODULE.....	2.1000B	*
ELECTRONIC INJECTOR CONTROLS (DDEC II)	2.1000B	*
FUEL PUMP		
PRIOR TO STD OPTION	2.2000	256
STD OPTION'	2.2000	*
FUEL FILTER AND STRAINER.....	2.3000A	*
FUEL LINES AND FUEL COOLER	2.5000A	*
AIR INTAKE MANIFOLD	3.3000C	*
TURBOCHARGER, INTERCOOLER AND AFTERCOOLER	3.5000A	*
OIL PUMP	4.1000A	195
OIL DISTRIBUTION SYSTEM	4.1000B	*
OIL PRESSURE RELIEF VALVE	4.1000C	37
OIL, PRESSURE REGULATOR	4.1000C	34
OIL FILTER	4.2000A	*
OIL COOLER AND MARINE GEAR LINES.....	4.4000A	*
OIL FILLER (LESS TUBE).....	4.5000A	*
DIPSTICK	4.6000A	*
OIL PAN.....	4.7000A	*
VENTILATING SYSTEM (ON ROCKER COVER)	4.8000A	*
FRESH WATER PUMP		
THRU 06R0016592	5.1000	263
06R0016593 THRU CURRENT	5.1000	270
FRESH, WATER PUMP COVER	5.1000A	*
THERMOSTAT.....	5.2000B	*
WATER BYPASS TUBE.....	5.2000C	*
WATER CONNECTIONS	5.3000B	*
FAN	5.4000A	*
EXHAUST MANIFOLD AND/OR CONNECTIONS	6.1000A	*
ENGINE MOUNTING AND BASE	11.1000A	*
AIR COMPRESSOR	12.4000A	*

*** STANDARD OPTION REFER TO OPTION LABEL**

UNCONTROLLED COPY *All information subject to change without notice.*

Detroit Diesel®, the spinning arrows, and the Series 60®

are registered trademarks of Detroit Diesel Corporation.

6SP161 9501 © 1995 DETROIT DIESEL CORPORATION

BDC for engine manuals and specs
<https://barringtondieselclub.co.za/>

GROUP NAME	GROUP NO	TYPE
CYLINDER BLOCK		
THRU 06R0115450	1.1000	365
06R0115451 THRU CURRENT	1.1000	*
CYLINDER HEAD	1.2000	176
ENGINE, LIFTER BRACKET	1.2000A	*
CRANKSHAFT, OIL SEALS AND STABILIZERS		
PRIOR TO STD OPTION	1.3000	105
STD OPTION	1.3000	*
CRANKSHAFT FRONT COVER	1.3000A	*
VIBRATION DAMPER	1.3000B	*
CRANKSHAFT PULLEY	1.3000C	*
FLYWHEEL	1.4000A	*
FLYWHEEL, HOUSING	1.5000A	*
CONNECTING ROD AND PISTON		
PRIOR TO STD OPTION	1.6000	422
STD OPTION	1.6000	*
CAMSHAFT AND GEAR TRAIN	1.7000	724
CAMSHAFT AND GEAR TRAIN	1.7000	588
ACCESSORY DRIVE	1.7000B	*
VALVE AND INJECTOR OPERATING MECHANISM	1.8000	*
ROCKER COVER	1.8000A	*
FUEL INJECTOR	2.1000A	*
ELECTRONIC CONTROL MODULE	2.1000B	*
ELECTRONIC INJECTOR CONTROLS (DDEC II)	2.1000B	*
FUEL PUMP	2.2000	*
FUEL FILTER AND STRAINER	2.3000A	*
FUEL LINES AND FUEL COOLER	2.5000A	*
AIR INTAKE MANIFOLD	3.3000C	*
TURBOCHARGER, INTERCOOLER AND AFTERCOOLER	3.5000A	*
OIL PUMP	4.1000A	198
OIL DISTRIBUTION SYSTEM	4.1000B	*
OIL, PRESSURE REGULATOR	4.1000C	38
OIL FILTER	4.2000A	*
OIL COOLER AND MARINE GEAR LINES	4.4000A	*
OIL, FILLER	4.5000A	*
DIPSTICK	4.6000A	*
OIL PAN	4.7000A	*
VENTILATING SYSTEM (ON ROCKER COVER)	4.8000A	*
FRESH WATER PUMP		
PRIOR TO STD OPTION	5.1000	271
STD OPTION	5.1000	*
THERMOSTAT	5.2000B	*
WATER BYPASS TUBE		
PRIOR TO STD OPTION	5.2000C	464
STD OPTION	5.2000C	*
WATER CONNECTIONS	5.3000B	*
FAN	5.4000A	*
EXHAUST MANIFOLD AND/OR CONNECTIONS	6.1000A	*
ENGINE MOUNTING AND BASE	11.1000A	*
AIR COMPRESSOR	12.4000A	*

* STANDARD OPTION REFER TO OPTION LABEL

UNCONTROLLED COPY *Alt information subject to change without notice.*

Detroit Diesel®, the spinning arrows, and the Series 60®

are registered trademarks of Detroit Diesel Corporation.
6SP161 9501 © 1995 DETROIT DIESEL CORPORATION



1.0000 ENGINE (LESS MAJOR ASSEMBLIES)

- 1.1000 CYLINDER BLOCK
- 1.1000A . . . AIR BOX DRAINS
- 1.2000 CYLINDER HEAD
- 1.2000A . . . ENGINE, LIFTER BRACKET
- 1.3000 CRANKSHAFT, OIL SEALS AND STABILIZERS
- 1.3000A . . . CRANKSHAFT FRONT COVER
- 1.3000B . . . VIBRATION DAMPER
- 1.3000C . . . CRANKSHAFT PULLEY
- 1.3000D . . . CRANKSHAFT PULLEY BELT
- 1.4000A . . . FLYWHEEL
- 1.5000A . . . FLYWHEEL HOUSING
- 1.5000B . . . FLYWHEEL HOUSING ADAPTOR
- 1.6000 CONNECTING ROD AND PISTON
- 1.7000 CAMSHAFT AND GEAR TRAIN
- 1.7000A . . . BALANCE WEIGHT COVER
- 1.7000B . . . ACCESSORY DRIVE
- 1.8000 VALVE AND INJECTOR OPERATING MECHANISM
- 1.8000A . . . ROCKER COVER

2.0000 FUEL SYSTEM

- 10004 **FUEL INJECTOR**
- 2.10008 INJECTOR CONTROLS ELECTRONIC
- 2800 FUEL PUMP
- 2.aoc:oa FUEL FILTER AND STRAINER
- 2.5000A FUEL LINES AND FUEL COOLING

3.43000 MM SYSTEM

- 3.1000a . . . air Cleaner and/or adaptor
- 300GA . . . INLET HOUSING
- 15.30000 . . AIR INTAKE MANIFOLD
- 0.i000 . . . BLOWER AND DRIVE SHAFT
- 1.4000A . . SLOWER DRIVE SHAFT
- 3.5000A . . . TURBOCHARGER

LUBRICATING SYSTEM

- 4.1000A . . . GU. PUMP
- 4.i0pCB . . . OIL FILTER
- 1000C . . . OIL COOLER
- 4.2000A . . . OIL PAN
- 8000.4 . . . OIL PAN

5.0000 COOLING SYSTEM

- 5.1000A . . . FRESH WATER PUMP
- 5.20008 . THERMOSTAT
- L 2000C . . . WATER BYPASS TUBE
- 5.30088 . . . WATER PUMP
- 5.A000A . . . ELV
- 6.7-000-A . . . WATER

6.0000 EXHAUST SYSTEM

- 6.1000A . . . EXHAUST MANIFOLD
- 6.2000A . . . EXHAUST MANIFOLD
- 6.3000A . . . EXHAUST MANIFOLD
- 6.4000A . . . EXHAUST MANIFOLD

7.0000 ELECTRICAL INSTRUMENTS

- 7.1000A . . . INSTRUMENT
- 7.3000A . . . INSTRUMENT
- 7.40008 . . . INSTRUMENT

8.0000 EP4CIII MOUNTING

- 8.1000A . . . ENGINE MOUNTING BASE

9.0000 MISCELLANEOUS

- 9.1000A . . . AIR COMPRESSOR
- 9.2000A . . . HYDRAULIC PUMP
- 9.3000A . . . APPEARANCE PACKAGE
- 9.4000A . . . SUPPLIES
- 9.5000A . . . FABRICATION MATERIAL

DETROIT DIESEL

SERIES 60 ENGINE

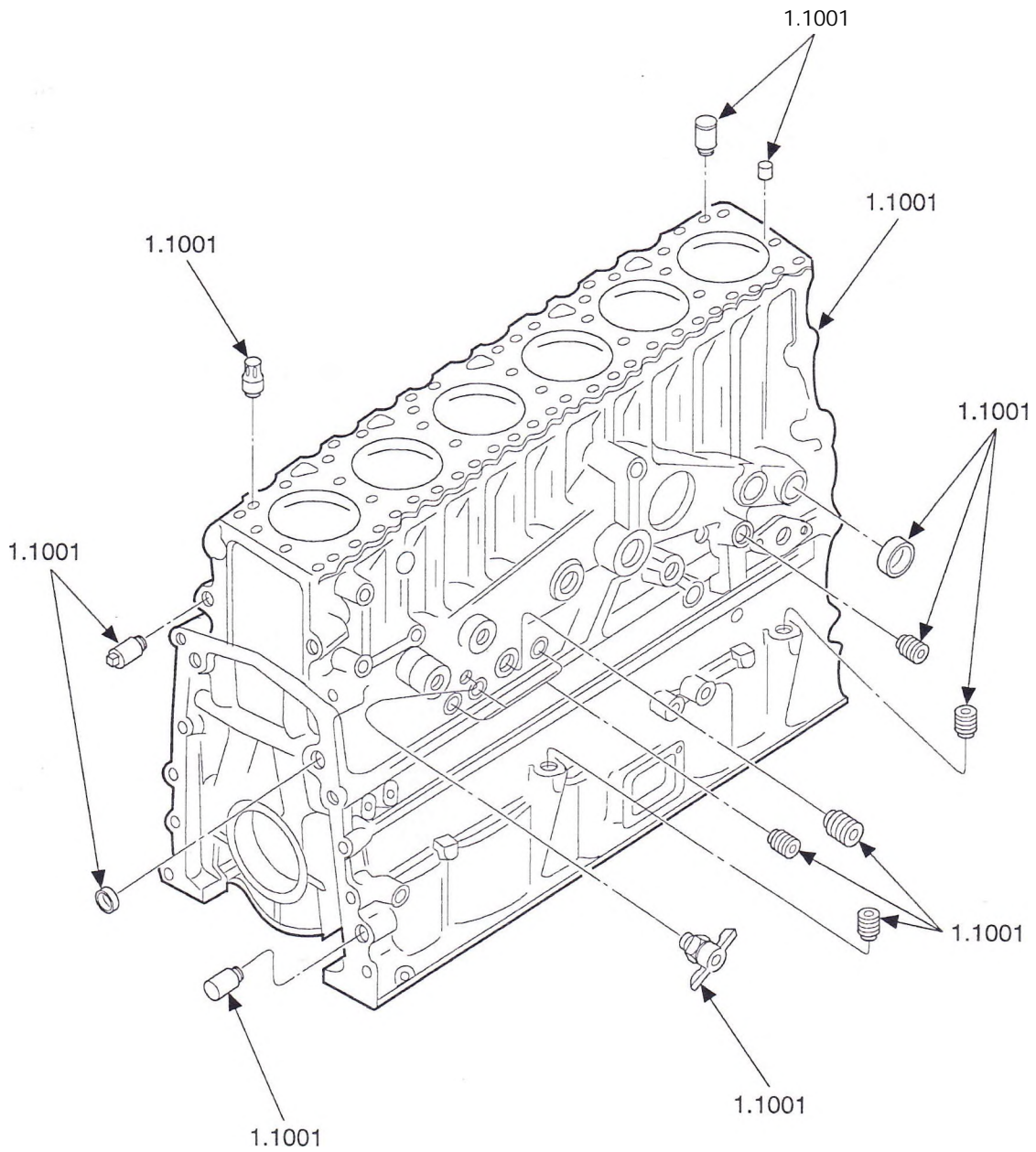


FIG. 1 CYLINDER BLOCK

FIG. 1 OF 1.1000

UNCONTROLLED COPY AH information subject to change without notice.
Detroit Diesel®, the spinning arrows, and the Series 60® are
registered trademarks of Detroit Diesel Corporation.
6SP161 9501 © 1995 DETROIT DIESEL CORPORATION

		1.1000 CYLINDER BLOCK	
FIG. PART NO.	NAME AND DESCRIPTION	ASSY. SECT.	
1.1001	BLOCK, CYLINDER FOR COMPONENTS OF CYLINDER BLOCK ASSEMBLY REFER TO ASSEMBLY BREAKDOWN PAGE A1		
1	23506976 BLOCK ASSY. (SIAMESE PORT)	A1	
1	23506977 BLOCK ASSY. (SIAMESE PORT RT SIDE ENGINE)	A1	
	23513513 BLOCK ASSY.(SIAMESE PORT DDEC II)		
	8929432 PLUG, WEEP HOLE (SPECIAL)		
	23509239 STUD. M12X1.75X34.0		
	8929015 DOWEL PIN, 16 MM., CIRCULAR (1.1001)		
	8929022 DOWEL PIN 16 MM., DIAMOND (1.1001)		
	8929152 PIN, DOWEL 20.0 MM CIRCULAR		
	8929153 PIN, DOWEL 20.0 MM DIAMOND		
1.1002	GASKET KIT, ENGINE OVERHAUL A GASKET KIT CONSISTS OF THE NECESSARY GASKETS FOR ONE COMPLETE ENGINE OVERHAUL.		
	23512691 GASKET KIT W/SQUARE RING SEALS	AR AR AR	
1.1006	KIT ENGINE OVERHAUL A KIT CONTAINS ITEMS IN 1.1002,1.3090,1.3100,1.6100,1.6182,1.7040 & 5.2050 FOR ONE ENGINE OVERHAUL		
	R23514672 KIT ENG OVERHAUL (W/23505728 CYL.KIT.3.5MM TOP RG)		
	R23514673 KIT ENG OVERHAUL (W/23505277 CYL.KIT.2.5MM TOP RG)		

TYPE BREAKDOWN

SERIES 60 PARTS CATALOG

TYPES

1.1000 CYLINDER BLOCK			A	B	C
FIG	PART NO.	NAME AND DESCRIPTION			
		(Note: Assemblies are shown for component reference only.)			
	1.1001	BLOCK, CYLINDER			
1	23506976	BLOCK ASSY. (SIAMESE PORT)	1		
1	23506977	BLOCK ASSY. (SIAMESE PORT RT SIDE ENGINE)		1	
	23513513	BLOCK ASSY. (SIAMESE PORT DDEC III)			1
	141264 =	PIN, DOWEL 7/16" X 1" (9.1010)	2		
	23509239 *	STUD. M12X1.75X34.0		1	
	23511572	PLUG, 1/2" NPTF SQ. SOC. (12.9550)			1
	5139988	PLUG, CUP 1" DIA. STNLS.	4	2	2
1	5139991	PLUG, 1-1/2" CUP (1.1001)	6	5	5
1	5151272	PLUG, 11/32" SPECIAL (1.8160)	1	1	1
	8920062 *	PIN, DOWEL 12 MM X 29 MM	1		
1	8922327	PLUG, 1/4" NPTF (12.9550)	6	6	1
	8923313	PLUG, 3/4" PIPE (12.9550)	1		
	8923916	PLUG, 1/2" PIPE (12.9550)	1	1	
1	8924140	DRAINCOCK, 1/4" (12.9510)	1	1	1
	8924517	PLUG, 3/8"—18 SO. SOC. VIBRA SEAL (12.9550)	2	3	3
1	8929015	DOWEL PIN, 16 MM, CIRCULAR (1.1001)	1	1	
1	8929022	DOWEL PIN 16 MM., DIAMOND (1.1001)	2	2	
	8929124	BOLT, M20 X 178.0	14	14	14
	8929125	WASHER, SPECIAL	14	14	14
1	8929152	PIN, DOWEL 20.0 MM CIRCULAR	1	1	
1	8929153 *	PIN, DOWEL 20.0 MM DIAMOND	1	1	
	8929276	CAP, MAIN BEARING (UNSLOTTED)	7	7	7
	8929432 *	PLUG, WEEP HOLE (SPECIAL)	6	6	
1	8929594	PLUG, 3/8-18 DIA. PIPE EXT. HEX. SOC.	1	1	1
		* PARTS ARE PUT IN A BAG AND SHIPPED LOOSE WITH CYLINDER BLOCK ASSY			
		= USED ON ENGINES BUILT PRIOR TO 6R-6154.			

UNCONTROLLED COPY All information Subject to change without notice.

Detroit Diesel®, the spinning arrows, and the Series 60® are registered trademarks of Detroit Diesel Corporation.

6SP161 9501 © 1995 DETROIT DIESEL CORPORATION

DETROIT DIESEL

series 60 engine

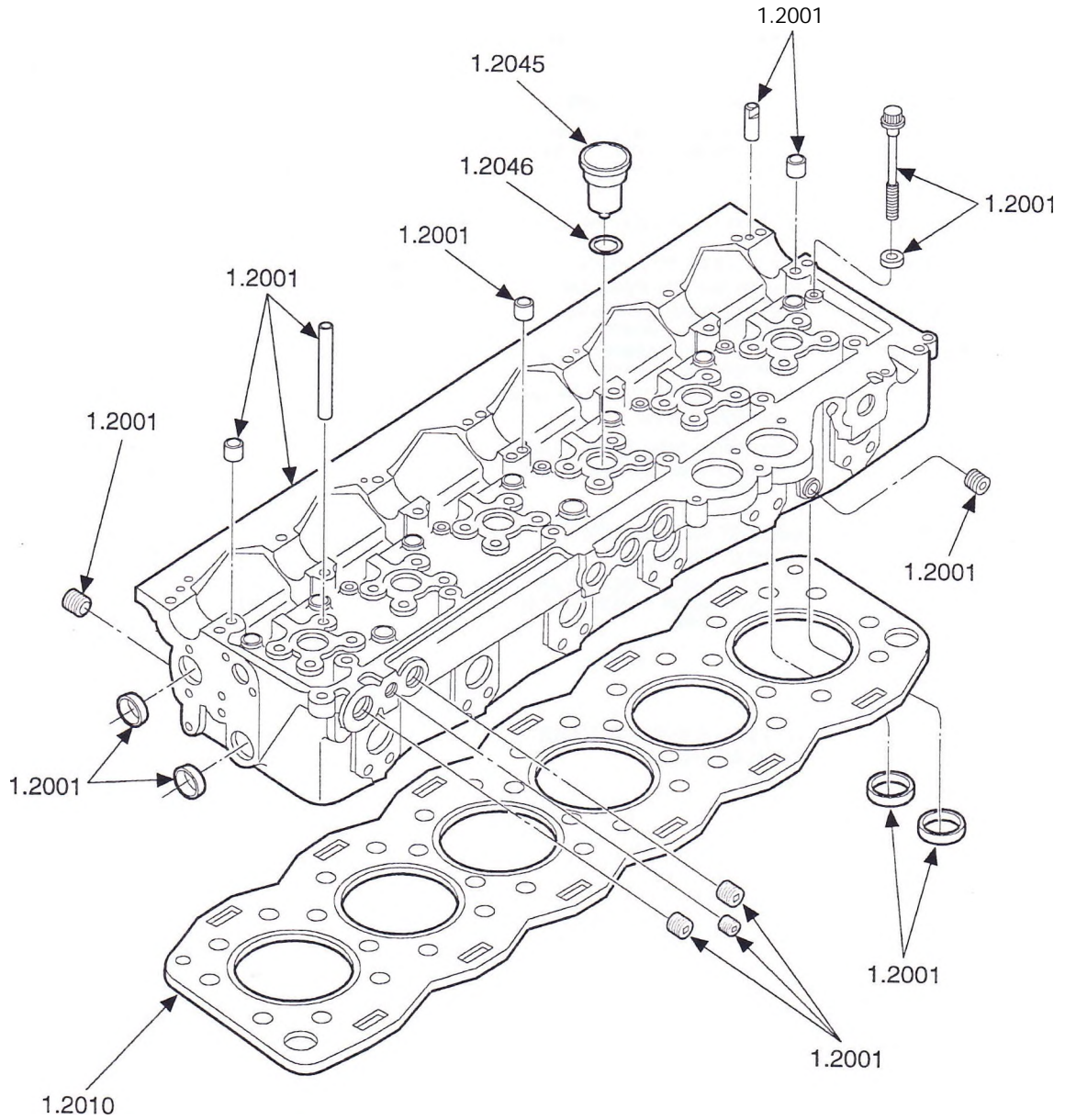


FIG. 1 CYLINDER HEAD ASSEMBLY

FIG. 1 OF 1.2000

UNCONTROLLED COPY All information subject to change without notice
Detroit Diesel®, the spinning arrows, and the Series 60®
are registered trademarks of Detroit Diesel Corporation.

TYPES

FIG PART NO.	NAME AND DESCRIPTION	ASSY. SECT.																		
	1.2000 CYLINDER HEAD			1																
				7																
				6																
	1.2001 HEAD ASSY., CYLINDER																			
	FOR COMPONENTS OF CYLINDER HEAD ASSEMBLIES REFER TO ASSEMBLY BREAKDOWN PAGEA1.																			
1	8929872	HEAD ASSY. (4 VALVE) (SIAMESE PORT)	A1	1																
1	8929123	BOLT, M16 X 2 X 175 (12.9005)		38																
1	8929328	WASHER, 16.8" X 25.8" (12.9190)		38																
	R23511218	* HEAD ASSY.S-60 (REMANUFACTURED)W/CODE U EXH VLV		AR																
	R23512449	+ HEAD ASSY.S-60 (REMANUFACTURED)W/CODE H EXH VLV " THRU UNITS 6R37023 WITH 8929590 EXHAUST VALVES. + EFFECTIVE WITH UNITS 6R37024 WITH 23506350 EXHAUST VALVES.		AR																
	1.2002 GASKET KIT, CYLINDER HEAD OVERHAUL																			
	GASKET KIT CONSISTS OF ALL GASKETS NECESSARY TO REPLACE ONE CYLINDER HEAD.																			
	23501572	GASKET KIT		AR																
	1.2010 GASKET, CYLINDER HEAD COMPRESSION																			
	23506120	GASKET		1																

1.2000 CYLINDER HEAD				A									
FIG PART NO.		NAME AND DESCRIPTION											
				(Note: Assemblies are shown for component reference only.)									
1.2001		HEAD ASSY., CYLINDER											
1	8929872	HEAD ASSY. (4 VALVE) (SIAMESE PORT)	1										
1	23511574	PLUG, 1" PIPE SQ. SOC. SCOTCHGRIP	1										
	23513197	PLUG, 3/8"-18 PIPE SQSOC COATED	2										
1	5109157	PLUG, 1-1/4" CUP (5.5001)	11										
1	5138638	DOWEL, .626"X.37" HOLLOW (4.1040)	7										
1	5139991	PLUG, 1-1/2" CUP (1.1001)	2										
1	8923313	PLUG, 3/4" PIPE (12.9550)	2										
1	8923916	PLUG, 1/2" PIPE (12.9550)	2										
	8926993	PLUG, FUSE (1AT-18 RECESSED SOC. HD.)	1										
1	8929126	INSERT, (EXHAUST) (STD) (6.261 MM-6.363MM)	12										
1	8929127	INSERT, (INTAKE) (STD) (7.155MM-7.257MM)	12										
	8929129	BOLT, M12X 1.75X65	7										
	8929625	INSERT, (INTAKE) (.010" U.S.) (6.901 MM-7.003MM)	AR										
	8929626	INSERT, (INTAKE) (.020" U.S.) (6.647MM-6.749MM)	AR										
	8929627	INSERT, (INTAKE) (.030" U.S.) (6.393MM-6.495MM)	AR										
	8929628	INSERT, (EXHAUST) (.010" U.S.) (6.007MM-6.109MM)	AR										
	8929629	INSERT, (EXHAUST) (.020" U.S.) (5.753MM-5.855MM)	AR										
	8929630	INSERT, (EXHAUST) (.030 U.S.) (5.499MM-5.601 MM)	AR										
1	8929631	GUIDE, (14.30MM-14.32MM DIA.)	24										
	8929738	CAP, CAMSHAFT BEARING, FRONT (IDENTIFICATION-NO. 1)	1										
	8929739	CAP, CAMSHAFT BEARING, REAR (IDENTIFICATION-NO. 7)	1										
1	8929843	DOWEL, CAMSHAFT DRIVE (1.7004)	3										
	8929870	CAP, CAMSHAFT BEARING, INTER-MEDIATE (1.7042)	4										
	8929871	CAP, CAMSHAFT BEARING, CENTER (IDENTIFICATION-NO.)	1										
1.2045		TUBE, INJECTOR HOLE											
1	23501580	TUBE KIT (INCLUDES SEAL RING IN 6 1.2046)											
1.2046		RING, INJECTOR HOLE TUBE SEAL											
1	8929291	SEAL, TEFLON COATED	6										

UNCONTROLLED COPY All information subject to change without notice.

Detroit Diesel®, the spinning arrows, and the Series 60®

are registered trademarks of Detroit Diesel Corporation.

6SP161 9501 © 1995 DETROIT DIESEL CORPORATION

DETROIT DIESEL

SERIES 60 ENGINE

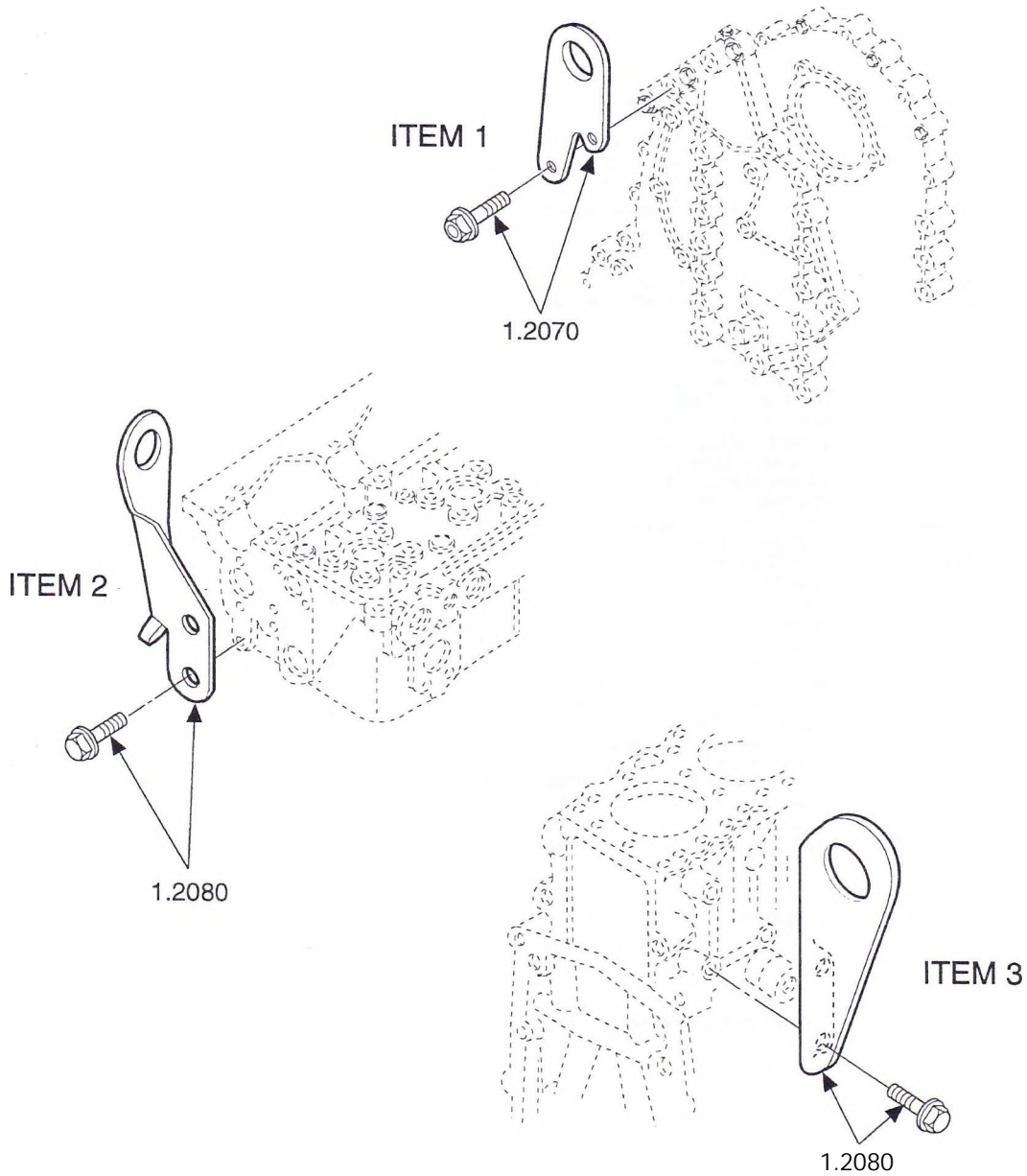


FIG. 1 ENGINE LIFTER BRACKETS

FIG. 1 OF 1.2000A

TYPES

FIG.	PART NO.	NAME AND DESCRIPTION	ASSY. SECT.	2	2	2	2	2
		1.2000A ENGINE, LIFTER BRACKET		2	2	2	2	2
				5	6	8	8	9
				8	0	6	7	4
	1.2070	BRACKET, ENGINE LIFTER-FRONT						
1	23509250	BRACKET (ITEM 1)					1	1
1	23511220	BRACKET (ITEM 1)				1		
1	8929754	BRACKET (ITEM 1)			1			
	11509526	BOLT, M10X 1.5X130 MM			1			
	11509530	BOLT, M14X 2.0X40 MM					3	3
1	23505050	BOLT, M10X 1.5X85 (12.9001)			2			2
	8929357	BOLT, M10 X 1.5 X 120 (12.9001)				1		
	8929169	WASHER (12.9190)				1		
	11506101	NUT, M10X 1.5				1	3	3
	1.2080	BRACKET, ENGINE LIFTER - REAR						
1	8929408	BRACKET (ITEM 2)		1	1	1	1	1
1	8929638	BRACKET (ITEM 3)		1	1	1	1	1
1	11509528	BOLT, M12X 1.75X30 MM		5	5	5	5	5

DETROIT DIESEL,

SERIES 60 ENGINE

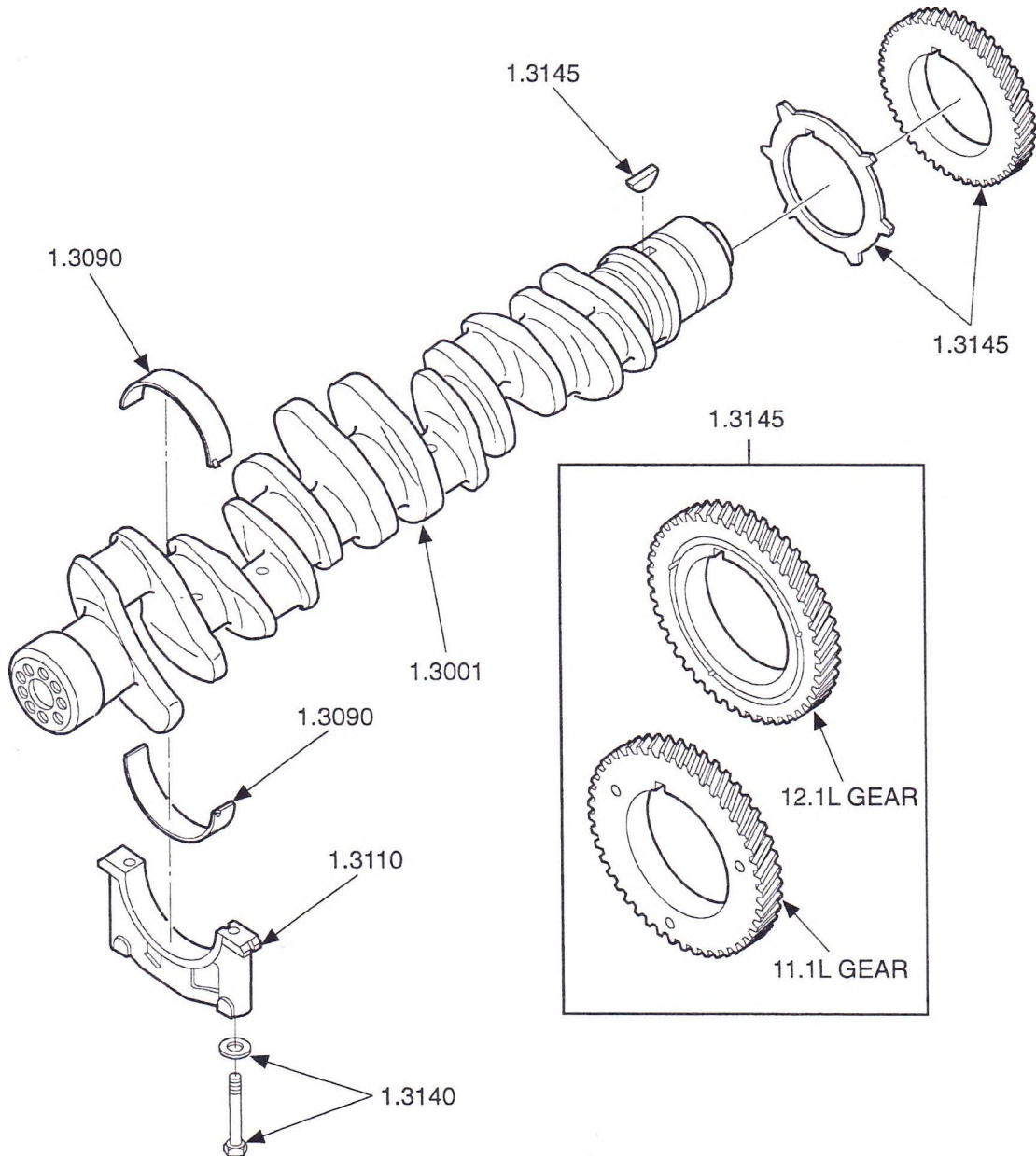


FIG. 1 CRANKSHAFT

FIG. 1 OF 1.3000

TYPES

FIG.	PART NO.	NAME AND DESCRIPTION	ASSY. SECT.	105	106	123	124	126	130	131	132				
		1.3000 CRANKSHAFT, OIL SEALS AND STABILIZERS													
	1.3001	CRANKSHAFT ASSY.													
1	23511790	CRANKSHAFT 12L						1							
1	23515596	CRANKSHAFT 11L							1		1				
1	8929238	CRANKSHAFT, 6 HOLE 11L		1			1								
i	8929239	CRANKSHAFT, 6 HOLE 12L			1										
	23515598	CRANKSHAFT 160 STRK 6HOLE LRG BRG 12L								1					
	1.3003	KIT, LOWER ENGINE BEARING AND GASKET													
	23514671	KIT LOWER ENGINE BEARINGS AND GASKETS S-60		AR	AR	AR	AR	AR	AR	AR	AR	AR			
	1.3040	SEAL, CRANKSHAFT OIL-FRONT													
	NOTE	SEAL (REFER TO 1.3166 IN 1.3000A)		AR	AR	AR	AR	AR	AR	AR	AR	AR			
	1.3060	SEAL, CRANKSHAFT OIL-REAR													
	NOTE	SEAL (REFER TO 1.5004 IN 1.5000A)		AR	AR	AR	AR	AR	AR	AR	AR	AR			
	1.3066	SLEEVE, CRANKSHAFT REAR OIL SEAL													
	NOTE	SLEEVE (REFER TO 1.5012 IN 1.5000A)		AR	AR	AR	AR	AR	AR	AR	AR	AR			
	1.3090	SHELL, CRANKSHAFT MAIN BEARING													
		A SHELL SET CONSISTS OF ONE UPPER AND ONE LOWER BEARING SHELL.													
1	8929670	SHELL SET, STANDARD (MAIN)		6	6	6	6	6	6	6	6	6			
1	8929671	SHELL SET, .254MM UNDER SIZE (MAIN)		AR	AR	AR	AR	AR	AR	AR	AR	AR			
1	8929672	SHELL SET, .508MM UNDER SIZE (MAIN)		AR	AR	AR	AR	AR	AR	AR	AR	AR			
1	8929673	SHELL SET, .762MM UNDER SIZE (MAIN)		AR	AR	AR	AR	AR	AR	AR	AR	AR			
	8929680	SHELL SET, STANDARD (THRUST)		1	1	1	1	1	1	1	1	1			
	8929681	SHELL SET, .254MM UNDERSIZE (THRUST)		AR	AR	AR	AR	AR	AR	AR	AR	AR			
	8929682	SHELL SET, .508MM UNDERSIZE (THRUST)		AR	AR	AR	AR	AR	AR	AR	AR	AR			
	8929683	SHELL SET, .762MM UNDERSIZE (THRUST)		AR	AR	AR	AR	AR	AR	AR	AR	AR			
	1.3100	WASHER, CRANKSHAFT MAIN BEARING THRUST													
	8929085	WASHER, (UPPER THRUST ONLY)		2	2	2	2	2	2	2	2	2			
	8929697	WASHER, .127MM O.S.		AR	AR	AR	AR	AR	AR	AR	AR	AR			
	8929698	WASHER, .254MM O.S.		AR	AR	AR	AR	AR	AR	AR	AR	AR			
	1.3110	CAP. CRANKSHAFT MAIN BEARING													
	8929276	CAP, MAIN BEARING (UNSLOTTED)		7	7	7	7	7	7	7	7	7			

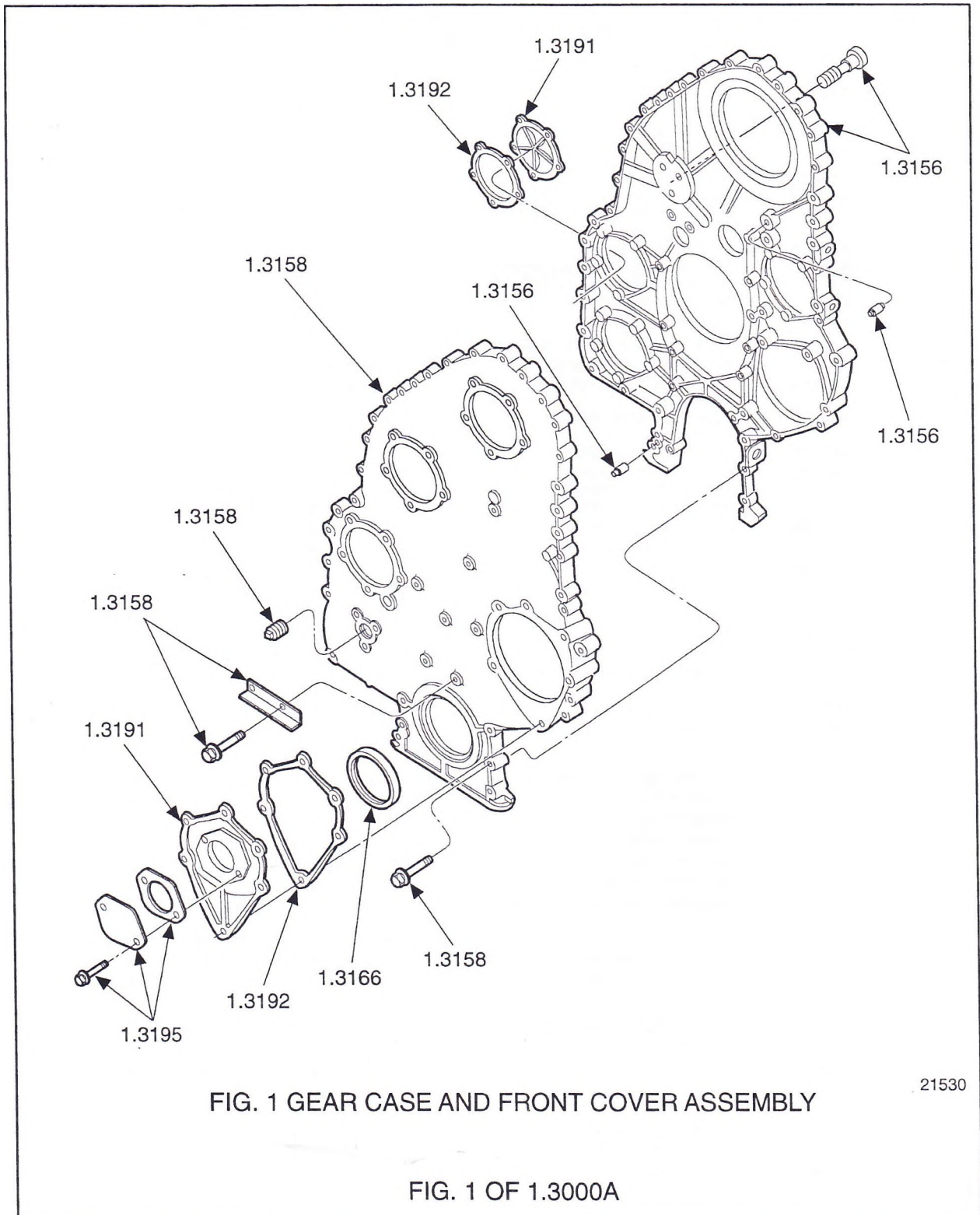
UNCONTROLLED COPY All information subject to change without notice.
 Detroit Diesel®, the spinning arrows, and the Series 60®
 are registered trademarks of Detroit Diesel Corporation.
 6SP161 9501 © 1995 DETROIT DIESEL CORPORATION

TYPES

FIG.	PART NO.	NAME AND DESCRIPTION	ASSY. SECT.	1	1	1	1	1	1	1	1	1	1	1	1	1	1	1
				5	6	3	4	6	0	1	2							
		1.3000 CRANKSHAFT, OIL SEALS AND STABILIZERS																
	1.3140	BOLT, CRANKSHAFT MAIN BEARING CAP																
1	8929124	BOLT, M20X 178.0		14	14	14	14	14	14	14	14	14	14	14	14	14	14	14
1	8929125	WASHER, SPECIAL		14	14	14	14	14	14	14	14	14	14	14	14	14	14	14
	1.3145	GEAR, CRANKSHAFT TIMING																
1	8929241	GEAR, RH, 82T, 132.9MM I.D. 11L		1			1		1			1						
1	23513537	WHEEL, TIMING RING (2.3145)				1	1	1	1	1		1						
1	8929240	WHEEL, TIMING RING		1	1													1
1	8929497	GEAR, RH, 82T, 133.6MM I.D. 12.7L			1	1		1				1		1				
	8929808	KEY, .25"X1.375" (12.9350)		1	1	1	1	1	1	1	1	1	1	1	1	1	1	1

DETROIT DIESEL

SERIES 60 ENGINE



UNCONTROLLED COPY All information subject to change without notice.

Detroit Diesel®, the spinning arrows, and the Series 60® are registered trademarks of Detroit Diesel Corporation.

6SP161 9501 © 1995 DETROIT DIESEL CORPORATION

BDC for engine manuals and specs
<https://barringtondieselclub.co.za/>

TYPE BREAKDOWN

SERIES 60 PARTS CATALOG

TYPES

FIG. PART NO.	NAME AND DESCRIPTION	ASSY. SECT.	1	2	3	4	5	6	7	8	9	10	11	12
	1.3000A CRANKSHAFT FRONT COVER		1	1	1	1	1	1	1	1	1	1	1	1
			6	6	6	6	7	7	7	7	8	8	8	9
			4	5	6	7	2	5	8	9	0	1	9	2
1.3156	HOUSING ASSY., GEAR CASE													
1 23505875	HOUSING ASSY., REAR MOUNT WATER PUMP (INCLUDES 8929333 BOLTS & DOWEL PINS IN 1.3156)								1		1	1		1
1 23511983	HOUSING ASSY., GEAR CASE CAST FUEL PUMP HOLE (INCLUDES 8929333 BOLTS, DOWELS & PLUG IN 1.3156)									1		1	1	
8929760	SUPPORT (1.3160)		1		1		1	7	-	1	1		1	1
1 8929794	HOUSING ASSY. (INCLUDES 8929333 BOLTS & DOWEL PINS IN 1.3156)		1	1	1	1	1						1	1
8929398	SPACER, 13.0 MM (1.3169)			1		1								
8929757	SUPPORT (1.3160)			1		1								
445066	PLUG, 5/16X24 HEX. HD. (1.3160)			1		1								
8924380	PLUG, 1/8-27 PIPE (12.9550)		1	1	1	1				j				
1 8929015	DOWEL PIN, 16 MM., CIRCULAR (1.1001)		1	1	j	1	1	1	1	-	1	1	1	1
1 8929022	DOWEL PIN 16 MM., DIAMOND (1.1001)		1	1	j	1	1	1	1	1	1	1	1	1
8929397	SPACER, 20.0 MM (1.3169)			1		1								
8929740	SEAL, RING .134X.074X.480 I D (BLOCK TO GEAR CASE)		1	1	1	1	1	1	1	1	1	1	1	1
11509527	BOLT, M10 X 1.5 X 160 MM		1		1									
11513960	BOLT, M10 X 1.5 X 145 MM			1		1								
23505062	BOLT, M10 X 1.5X40(12.9001)		9	9	9	9	9	9	9	9	9	9	9	9
11503454	BOLT, M10 X 1.5 X 20.0		2	2	2	2	2	2	2	2	2	2	2	2
11505299	BOLT, M10 X 1.5X30.0 MM		3	3	3	3	3	3	3	3	3	3	3	3
11513811	BOLT, M12X 1.75X20 MM		1	1	1	1	1	1	1	-	-	1	1	1
181333	BOLT, 5/16"-24 X .625"							1	1	1	1	1	1	1
1 8929333	BOLT, M12 X 1.75 X 65 (SPECIAL)		3	3	3	3	3	3	3	3	3	3	3	3
5155596	WASHER, 21/64" SPECIAL COPPER (4.7120)		1	1	1	1	1	1	1	1	1	1	1	1
5180370	WASHER, .55" I.D. COPPER (7.4969)		1	1	1	1	1	j		1	1	1	1	1
11506101	NUT, M10X 1.5		1	1		1					1	1	1	1
1.3158	COVER, GEAR CASE													
1 23505876	COVER, FRONT								1	1	1	1	1	1
1 8929137	COVER (1.3162)								1	1	1	1	1	1
1 8929791	COVER, ENGINE FRONT		1	1	1	1								
11504986	BOLT, M8 X 1.25 X 14 MM				2	2	2		2	2	2	2	2	2
5141452	SEAL, RING (3.4143)		1	1	1	1	1	1	1	j	1	1	1	1
1 8924517	PLUG, 3/8"-18 SQ. SOC. VIBRA SEAL (12.9550)		1	j	1	j	1	1	1	1	1	1	1	1
1 11509523	BOLT, M10 X 1.5 X 55 MM		16	16	16	16	16	16	16	16	16	16	16	16
1 11509525	BOLT, M10X 1.5X110 MM		4	4	4	4	4	4	4	4	4	4	4	4
23507422	GUARD, BOLT V18 DMPR & FRT CVR				1	1	1		1	1	1	1	1	1
1.3166	SEAL, CRANKSHAFT OIL FRONT													
1 23513485	SEAL/SLEEVE ASSY., FRT WRAP-AROUND OVERSIZE		1	1	1	1	1	1	1	1	1	1	1	1
1.3191	COVER, ENGINE FRONT ACCESSORY DRIVE													
8929099	COVER, FRONT ACCESSORY		1	1	1	1	j	1	1	1	1	1	1	1
23511760	COVER													

TYPES

FIG.	PART NO.	NAME AND DESCRIPTION	ASSY. SECT.	1	2	3	4	5	6	7	8	9	10	11	12	13	14	15	16
		1.3000A CRANKSHAFT FRONT COVER		1	1	1	1	1	1	1	1	1	1	1	1	1	1	1	1
				6	6	6	6	7	7	7	7	8	8	8	8	9	9	9	9
				4	5	6	7	2	5	8	9	0	1	1	1	1	1	1	1
	1.3191	COVER, ENGINE FRONT ACCESSORY DRIVE																	
1	8929007	COVER, UPPER RIGHT REAR & FRONT CAM ACCESS.		2	2	1	1	3	2	1	1	2	2	2	1	2			
	23511033	STRAP (1.3160)																	
	23512389	SPACER, 20.0MM																	
1	11504822	BOLT, M8X 1.25X30		16	16	8	8	21	16	11	11	16	16	16	16	16	16	16	16
	23505051	BOLT M10X 1.5 X 170(12.9001)																	
	5157412	SPACER, 7/8"X13/32"X1/4"																	
	1.3192	GASKET, ENGINE FRONT ACCESSORY DRIVE																	
1	8929299	GASKET, ACCESSORY FRONT		1	1	1	1	1	1	1	1	1	1	1	1	1	1	1	1
1	8929130	GASKET, UPPER RIGHT REAR & FRONT CAM ACCESS.		2	2	1	1	3	2	1	2	2	2	2	2	2	2	2	2

TYPE BREAKDOWN

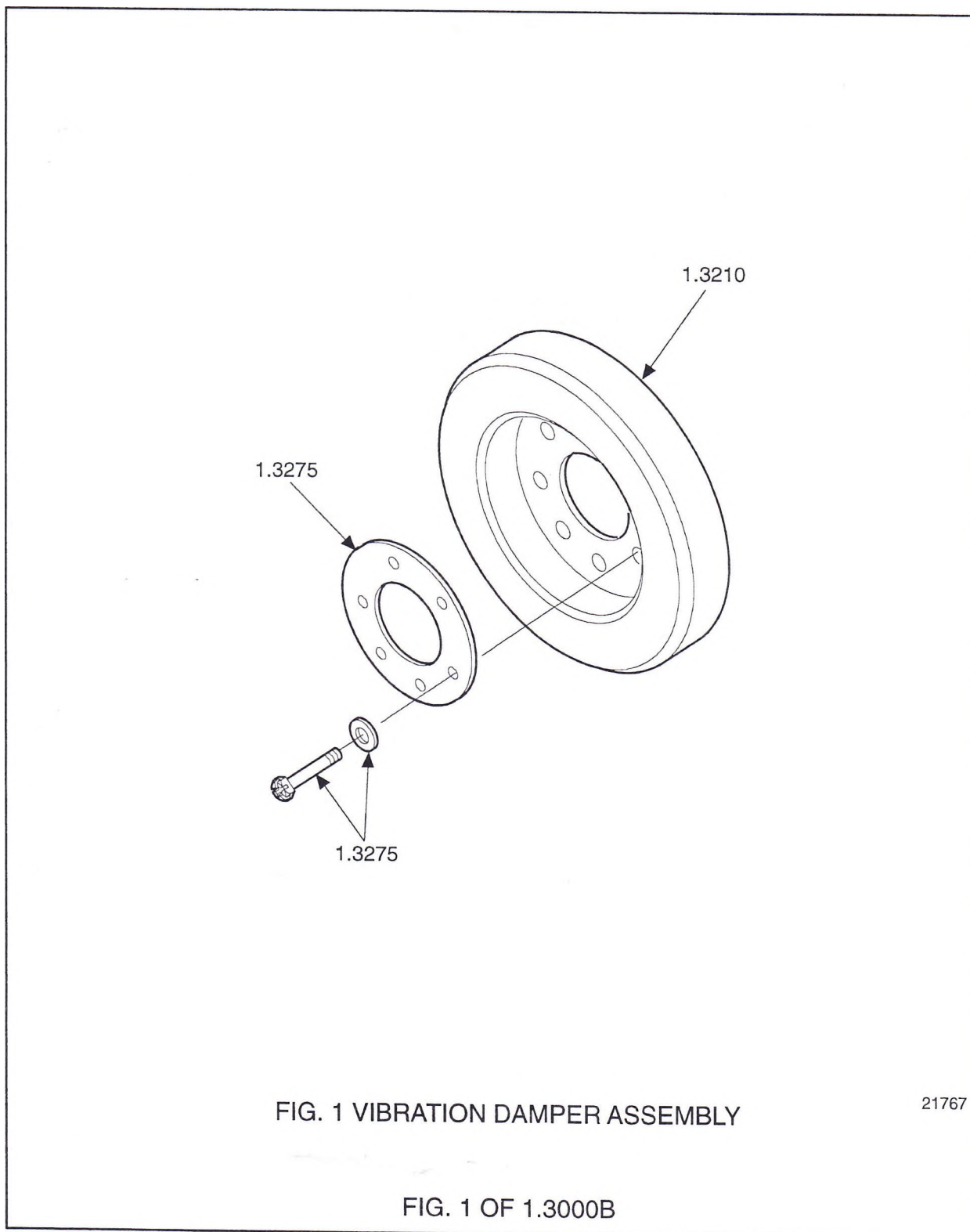
SERIES 60 PARTS CATALOG

TYPES

FIG. PART NO.	NAME AND DESCRIPTION	ASSY. SECT.																		
	1.3000A CRANKSHAFT FRONT COVER		2																	
			0																	
			5																	
1.3156	HOUSING ASSY., GEAR CASE																			
1 23505875	HOUSING ASSY., REAR MOUNT WATER PUMP (INCLUDES 8929333 BOLTS & DOWEL PINS IN 1.3156)		1																	
8929760	SUPPORT (1.3160)		1																	
445066	PLUG, 5/16X24 HEX. HD. (1.3160)		1																	
1 8929015	DOWEL PIN, 16 MM., CIRCULAR (1.1001)		1																	
1 8929022	DOWEL PIN 16 MM., DIAMOND (1.1001)		1																	
8929740	SEAL, RING .134X.074X.480 I.D. (BLOCK TO GEAR CASE)		1																	
23505062	BOLT, M10 X 1.5 X 40 (12.9001)		9																	
11503454	BOLT, M10X 1.5X20.0		2																	
11505299	BOLT, M10X 1.5X30.0 MM		3																	
11513811	BOLT, M12X 1.75X20 MM		1																	
1 8929333	BOLT, M12 X 1.75 X 65 (SPECIAL)		3																	
5155596	WASHER, .21/64" SPECIAL COPPER (4.7120)		1																	
5180370	WASHER, .55" I.D. COPPER (7.4969)		1																	
1.3158	COVER, GEAR CASE																			
23505876	COVER, FRONT		1																	
11504986	BOLT, M8X 1.25X14 MM		2																	
5141452	SEAL, RING (3.4143)		1																	
8924517	PLUG, 3/8-18 SQ. SOC. VIBRA SEAL (12.9550)		1																	
11509523	BOLT, M10X 1.5X55 MM		16																	
11509525	BOLT, M10X 1.5X110 MM		4																	
23507422	GUARD, BOLT V18 DMPR & FRT CVR		1																	
1.3166	SEAL, CRANKSHAFT OIL FRONT																			
1 23513485	SEAL/SLEEVE ASSY., FRT WRAP-AROUND OVERSIZE		1																	
1.3191	COVER, ENGINE FRONT ACCESSORY DRIVE																			
1 8929099	COVER, FRONT ACCESSORY		2																	
1 8929007	COVER, UPPER RIGHT REAR & FRONT CAM ACCESS.		1																	
1 11504822	BOLT, M8 X 1.25 X 30		17																	
1.3192	GASKET, ENGINE FRONT ACCESSORY DRIVE																			
1 8929299	GASKET, ACCESSORY FRONT		2																	
1 8929130	GASKET, UPPER RIGHT REAR & FRONT CAM ACCESS.		2																	

DETROIT DIESEL

SERIES 60 ENGINE



UNCONTROLLED COPY All information subject to change without notice.
Detroit Diesel®, the spinning arrows, and the Series 60®
are registered trademarks of Detroit Diesel Corporation.

6SP161 9501 © 1995 DETROIT DIESEL CORPORATION

TYPE BREAKDOWN

SERIES 60 PARTS CATALOG

TYPES

FIG.	PART NO.	NAME AND DESCRIPTION	ASSY. SECT.	
		1.3000B VIBRATION DAMPER		1 1
				5 6
				3 1
	1.3210	DAMPER, VIBRATION		
1	8929294	DAMPER, 11L	1	
1	8929502	DAMPER, 11L & 12.7L		1
	1.3275	SPACER, VIBRATION DAMPER		
1	8929527	* SPACER	1	1
1	5133981	WASHER, 19/32" (1.1001)	6	6
1	8929222	BOLT, 9/16-18X2 1/2"	6	6
		* USE SPACER WHEN CRANKSHAFT PULLEY IS NOT REQUIRED.		

TYPES

FIG.	PART NO.	NAME AND DESCRIPTION	ASSY. SECT.	3	4	4	4	4	4	4	4	4	4	4
		1.3000C CRANKSHAFT PULLEY		8	3	4	4	4	4	4	4	4	4	4
		1.3280 PULLEY, CRANKSHAFT		7	8	2	3	6	9	5	0	8	9	1
1	23507193	PULLEY, 14 GRV POLY-V 188 (ITEM 3)					1							
1	23508726	PULLEY CR/SHF 14GRV 188.D (PA) (ITEM 3)							1					
1	23509064	PULLEY CR/SHF 10GRV 194.0 DIA. (ITEM 3)						1						
1	23511438	PULLEY, 4 GRV 190.5/279.4 DIA. (ITEM 2)								1				
1	23512760	PULLEY & HUB ASM CR/SHF 4GRV 17A VEE	A1								1			
i	23512844	PULLEY, 8 GRV POLY-V 196.5 DIA. (ITEM 3)										1		
1	23514252	PULLEY ASM CR/SHF 14K POLY-V FRT PTO											1	1
1	8929077	PULLEY, .188 MM O.D., 4 GROOVE (ITEM 3)		1										
1	8929222	BOLT, 9/16"-18 X2 1/2"		6			6	6	6	6	6	6	6	6
1	5133981	WASHER, 19/32" (1-1001)		6			6	6	6	6	6	6	6	6
		1.3281 ADAPTOR KIT, POWER TAKE OFF												
		NOTE: ITEMS IN THIS SECTION MARKED * INDICATE COMPONENTS OF KIT 23504440. JNOTE: ITEMS IN THIS SECTION MARKED & INDICATE COMPONENTS OF KIT 23504441.												
	23504440	ADAPTOR KIT, FRT MOUNTED PTO (SPICER 1310 SERIES)		AR			AR							
	23504441	ADAPTOR KIT, FRT MOUNTED PTO (SPICER 1350 SERIES)		AR	AR									AR
	23504106	PULLEY ASSY., C/S FRT (4 GROOVE, 188.0MM DIA.)		1	1	1								1
	8920172	DOWEL, CAMSHAFT (1.7200)		1	1	1								1
	23504108	HUB ASSY, CIS FRT (SPICER 1350 SERIES)		1	1									1
	23504122	HUB ASSY., CIS FRT (SPICER 1310 SERIES)		1		1								
	145643	BALL, STEEL 3/8"		6	6	6								6
	5103522	INSULATOR ASSY.		1	1	1								1
	23504112	RETAINER, C/S PULLEY		1	1	1								1
	23501274	BOLT, 1 *-14X3.50" L		1	1	1								1
	8929222	BOLT, 9/16-18X21/2"		6	6	6								6
	5133981	WASHER, 19/32" (1.1001)		6	6	6	6							6
		1.3283 SPINDLE, CRANKSHAFT PULLEY												/
	23512228	SPINDLE									1			
	5131724	KEY, 3/8"X1" WOODRUFF (1.3280)									2			
		1.3310 HUB, CRANKSHAFT PULLEY												
	5157930	RETAINER, 1 1/32" I.D. X2 3/8" O.D. X1/2" THK.									1			
	23505089	BOLT, 1-14X4.50"									1			

TYPE BREAKDOWN

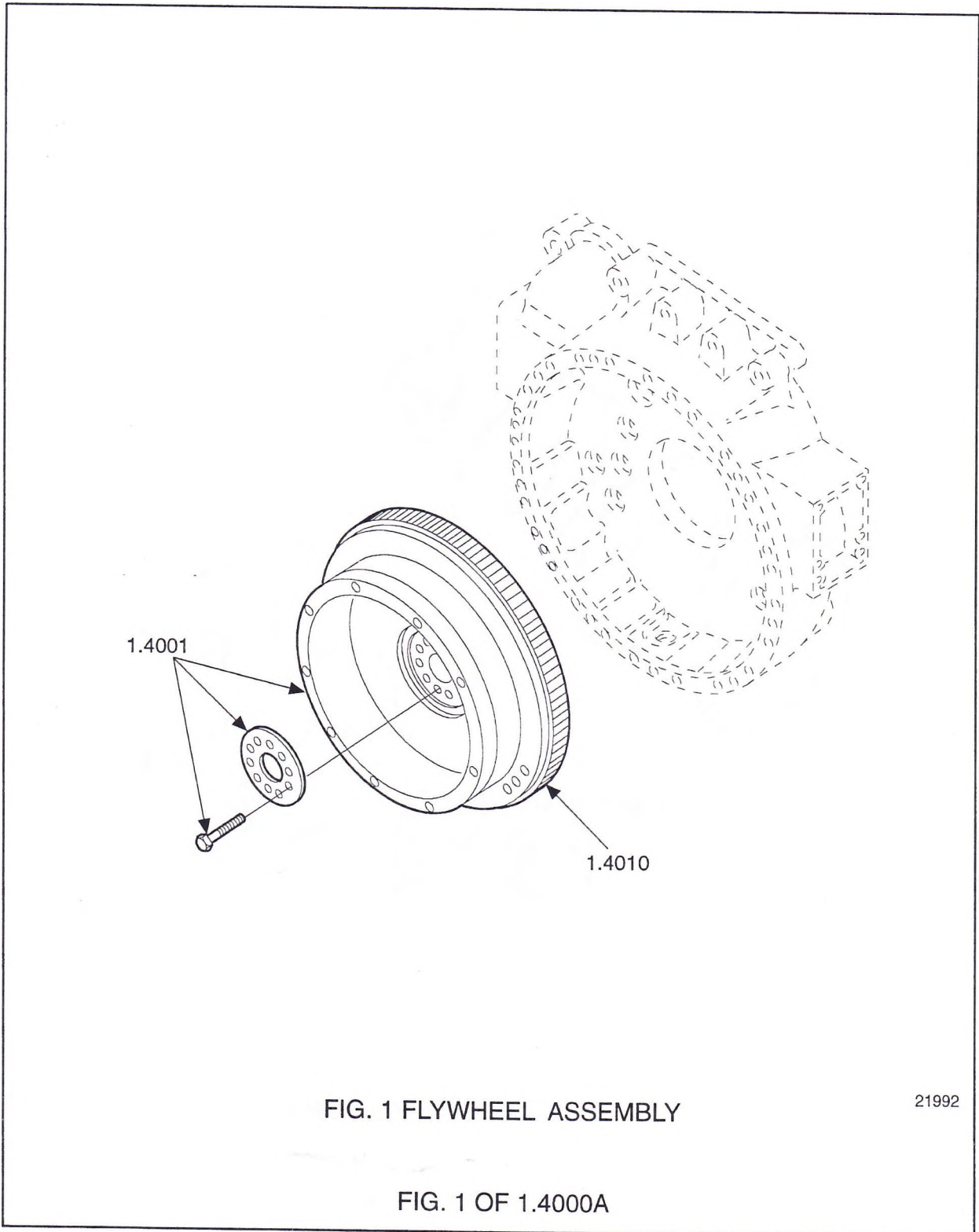
SERIES 60 PARTS CATALOG

TYPES

FIG. PART NO.	NAME AND DESCRIPTION	ASSY. SECT.	1	2	3	4	5	6	7	8	9	10	11	12
	1.3000D CRANKSHAFT PULLEY BELT		1	2	2	3								
			3	7	9	6								
			3	7	1	7								
1.3320	BELT, CRANKSHAFT PULLEY DRIVE													
23511274	BELT, V RIBBED (POLY-V 10PK)				1									
5109109	BELT SET (3 BELTS; 49" L, .500" W.)			1										
5133761	BELT SET, 3 BELTS 53"		1			1								

DETROIT DIESEL

SERIES 60 ENGINE



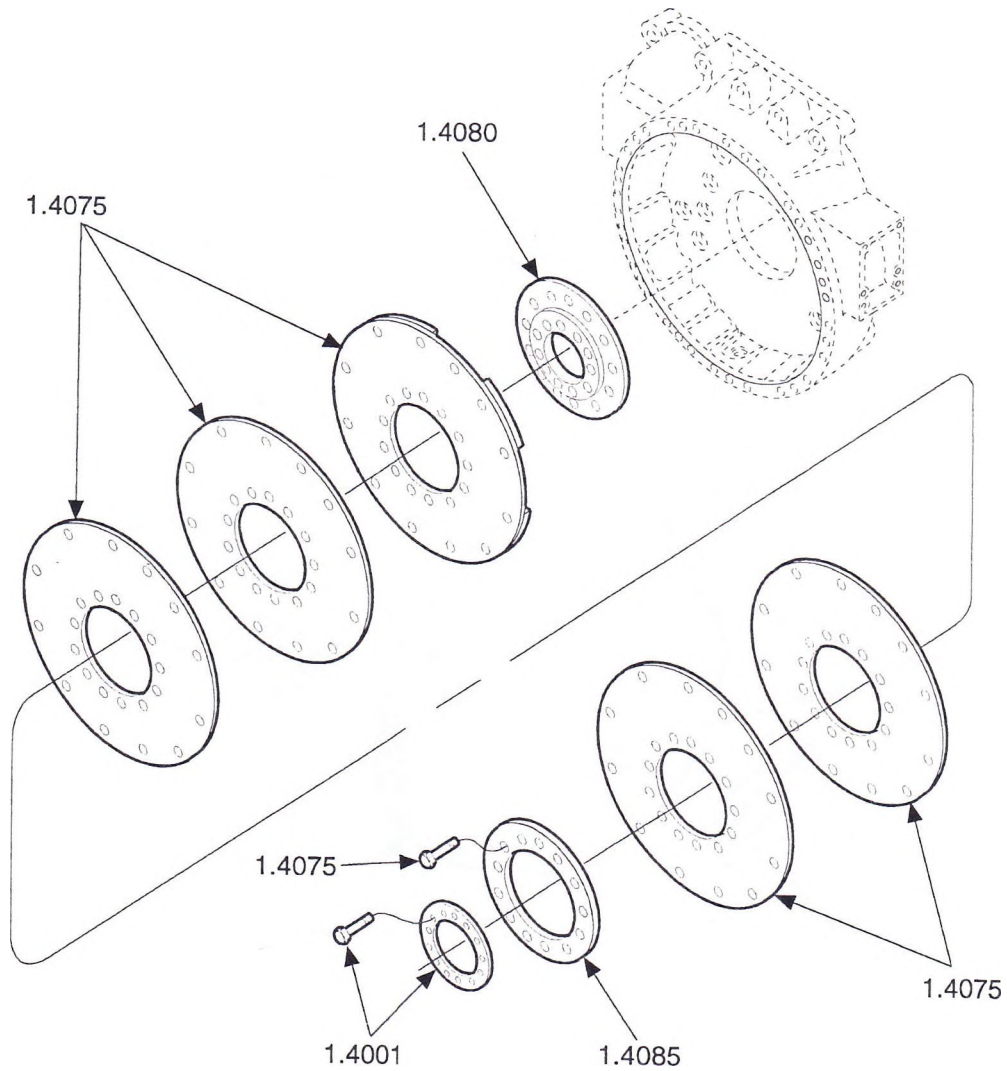


FIG. 2 FLEX PLATE ASSEMBLY

24002

FIG. 2 OF 1.4000A

TYPES

FIG.	PART NO.	NAME AND DESCRIPTION	1	0	6	2	1	0	8	8	0	5	2	1	3	7	1	1
		1.4000A FLYWHEEL																
		1.4001 FLYWHEEL ASSY.																
		INCLUDES GEAR IN 1.4010. "C" INDICATES A CHAMFERED ASSY.																
1	23505075	FLYWHEEL ASSY. (SAE #1) (C) FLAT TYPE VALEO CLU									1							
1	23505078	FLYWHEEL ASSY. (SAE #2) (C) FLAT REDUCED WT									1							
1	23505958	FLYWHEEL ASSY. (SAE #1) (C) FLAT TYPE VALEO CLU													1			
1	23507442	FLYWHEEL ASSY. (SAE #1) (C) FLAT TYPE																1
1	23507975	FLYWHEEL ASSY. (SAE #1) FLAT TYPE																
1	23509709	FLYWHEEL ASSY. (SAE #1) (C)																
1	23514751	FLYWHEEL ASSY.SAE1 TYPE 1 ,GMHD & 1.76																
1	5100534	FLYWHEEL ASSY. (SAE #1) (C) FLAT REDUCED WT.	1															
1	5101799	FLYWHEEL ASSY. (SAE #1) (C) POT TYPE REDUCED WT.																
	8923395	FLYWHEEL ASSY. (SAE #1) (NC)																
1	8929648	FLYWHEEL ASSY (SAE #2) (C) FLAT TYPEJD								1								
1,2	5100532	PLATE, SCUFF (BEARING RETAINER)	1	1	1	1	1	1	1	1	1	1	1	1	1	1	1	1
1	5107251	PLATE, 6 BOLT SCUFF																
1	8929221	BOLT, 9/16-18 X 2" AA LK PHOS CTD								12								
1	8929795	BOLT, 9/16-18 X 1 3/4"	12															
1,2	8929805	BOLT, 9/16-18 X 1 1/2"									12							
1	9410925	BOLT, 9/16"-18 X 2 1/4" (12.9001)																
1	9411631	BOLT, 9/16-18X2 3/4" LOCK (12.9001)																
		1.4010 GEAR, FLYWHEEL RING																
1	5110894	GEAR, SAE #2, 102 TEETH, RH CHAMFER								1				1				
1	5166664	GEAR, SAE #1, 118 TEETH, RH CHAMFER	1								1				1			1
1	5184773	GEAR, SAE #1, 118 TEETH, UNCHAMFERED																
		1.4075 DISC, FLYWHEEL FLEXIBLE COUPLING																
		A PLATE ASSY. INCLUDES DISC AND (12) 9409056 BOLTS IN 1.4075 AND ITEMS IN 1.4080 AND 1.4085.																
2	6750468	DISC (8.3247)																4
2	6751516	DISC ASSY. (8.3247)																1
	6882610	PLATE ASSY., FLEX																1
2	9409056	BOLT, 1/2-20X 3/4" (12.9001)																12
		1.4080 HUB, FLYWHEEL FLEXIBLE COUPLING																
2	23045507	HUB																1
		1.4085 PLATE, FLYWHEEL FLEXIBLE COUPLING																
2	6753364	PLATE (8.3252)																1

UNCONTROLLED COPY All information subject to change without notice.

Detroit Diesel®, the spinning arrows, and the Series 60® are registered trademarks of Detroit Diesel Corporation.

6SP161 9501 © 1995 DETROIT DIESEL CORPORATION

TYPES

FIG. PART NO.	NAME AND DESCRIPTION	ASSY. SECT.	1	1	1	1	1	1	1	1	1
	1.4000A FLYWHEEL		1	1	1	1	1	1	1	1	1
	NAME AND DESCRIPTION	ASSY. SECT.	1	1	1	1	1	1	1	2	2
			7	8	8	9	9	9	9	0	0
			5	0	2	2	6	7	8	2	5
	1.4001 FLYWHEEL ASSY.										
	INCLUDES GEAR IN 1.4010. "C" INDICATES A CHAMFERED ASSY.										
1	23514066 FLYWHEEL ASSY. (SAE #1) (C) FLAT ZED-FTRANS				1						
1	23514780 FLYWHEEL ASM NO.1 FLAT C/I RH CHAMF	B1				1					
1	23516315 FLYWHEEL ASM.SAE #1 TYPE B						1				
1	23516544 FLYWHL ASM SAE 1T/DIS 8FLW1452CONVV92	B1								1	
1	5100539 FLYWHEEL ASSY (SAE #1) (C)	B1						1			
1	23513493 PLATE, SCUFF ZF TRANS			1							
1,2	5100532 PLATE, SCUFF (BEARING RETAINER)		1		1	1	1	1		1	
1	5107251 PLATE, 6 BOLT SCUFF										1
1	8929795 BOLT, 9/16-18 X 1 3/4"		12	12	12		12		12		
1,2	8929805 BOLT, 9/16"-18X1 1/2"							12			
1	9410925 BOLT, 9/16"-18 X 2 1/4" (12.9001)					12				12	12
	1.4010 GEAR, FLYWHEEL RING										
1	5166664 GEAR, SAE #1, 118 TEETH, RH CHAMFER				1	1	1				
	1.4040 BEARING, CLUTCH PILOT										
	23503707 BEARING, BALL SGL ROW				1						
	5129220 BUSHING						1				
	1.4045 RETAINER,CLUTCH PILOT BEARING										
	23514959 RETAINER FLYWHEEL PILOT BRG.					1	1				
	1.4074 KIT, ENGINE ADAPTATION										
	29513181 KIT, ENGINE ADAPTION ALSN A/T #1 GR								1		
	" NOT SERVICED, PROCURE THRU ALISON WORLD TRANSMISSION.										
	1.4085 PLATE, FLYWHEEL FLEXIBLE COUPLING										
	23513491 PLATE, FLEX. ZF TRANS			4							
	23513492 FLANGE, ZF TRANS			1							
	1.4999 FLYWHL ASM 1 TYPE B FOR18.376DRVGRS60	A1									1

TYPES

FIG PART NO.	NAME AND DESCRIPTION	
	1.4000A FLYWHEEL	A
	(Note: Assemblies are shown for component reference only.)	
1.4999 23516162	FLYWHL ASM 1 TYPE B FOR18.376DRVGRS60	1
1.4001 5184773	FLYWHEEL ASSY. GEAR, SAE #1, 118 TEETH, UNCHAM- FERED	1

TYPE BREAKDOWN

SERIES 60 PARTS CATALOG

TYPES

1.4000A FLYWHEEL

B C

**FIG PART
NO.**

NAME AND DESCRIPTION

**(Note: Assemblies are shown
for component reference
only.)**

FIG PART NO.	NAME AND DESCRIPTION
1.4001	FLYWHEEL ASSY.
1 23514780	FLYWHEEL ASM NO.1 FLAT C/I RH CHAMF
1 5100539	FLYWHEEL ASSY. (SAE #1) (C)
1 23516544	FLYWHL ASM SAE 1T/DIS 8FLW1452CONVV92
5184773	GEAR, SAE #1, 118 TEETH, UNCHAM- FERED
1.4010	GEAR, FLYWHEEL RING
5166664	GEAR, SAE #1,118 TEETH, RH CHAM- FER

DETROIT DIESEL

SERIES 60 ENGINE

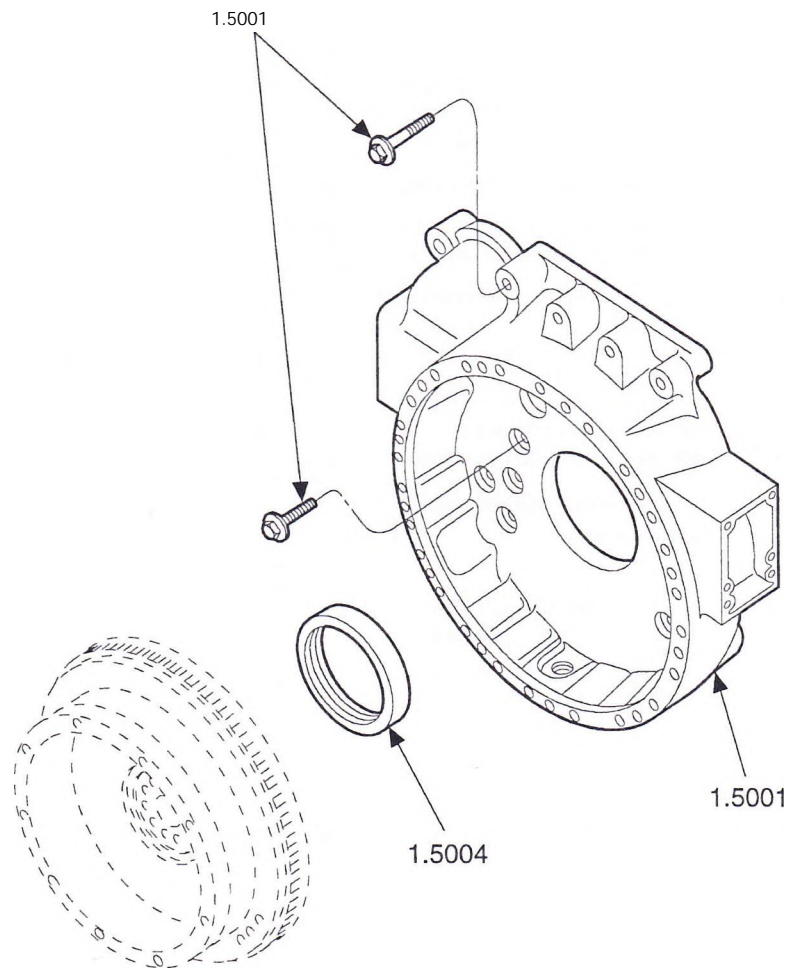


FIG. 1 FLYWHEEL HOUSING ASSEMBLY

FIG. 1 OF 1.5000A

UNCONTROLLED COPY *All information subject to change without notice.*

Detroit Diesel®, the spinning arrows, and the Series 60® are registered trademarks of Detroit Diesel Corporation.

6SP161 9501 © 1995 DETROIT DIESEL CORPORATION

BDC for engine manuals and specs
<https://barringtondieselclub.co.za/>

TYPE BREAKDOWN

SERIES 60 PARTS CATALOG

TYPES

FIG. PART NO.	NAME AND DESCRIPTION	ASSY. SECT.	707	734	757	758	768	805	809	814	819	824	828
1.5000A FLYWHEEL HOUSING													
1.5001	HOUSING ASSY., FLYWHEEL												
1	23504428 HOUSING FLYWHL #1 C/I 8BOLT MT PAD				1								
	23505073 HOUSING (SAE #1; 8 BOLT MT PAD ALUM)	B1				NS		NS				NS	
	23505124 HOUSING (SAE #1; 8 BOLT MT PAD)	B1				1		1				1	
1	23505124 HOUSING (SAE #1; 8 BOLT MT PAD)	B1	1			1							
1	23505243 HOUSING FLYWHL SAE #1 AL STLSI8BOLT 9DEG TILT						1						
1	23514776 HOUSING ASM FLYWHL #1 C/I 8BOLT MTPAD	A1									1		
1	23515496 HOUSING FLYWHL # 1 ALUM 8 BOLT	B1								1			
1	8929647 HOUSING FLYWHL SAE#2 C/I 8BOLT MT PAD			1					1				
	23511574 PLUG, 1" PIPE SQ. SOC. SCOTCHGRIP		1	1	1	1	1	1					
	5106899 PLUG, 3/4"-16		1	1	1	1	1	1	1				
1	11500945 BOLT, M12 X 1.75X45.0		8	8	8	8	8	8	8	8	8	8	8
	8924751 PLUG, 1 1/4" (12.9550)		1	1	1	1	1	1	1				
1	11500950 BOLT, M12 X 1.75 X 90.0		4	4	4	4	4	4	4	4	4	4	4
	23509483 WASHER, 33/64"X1 1/16"X1/8"		12	12	12	12	12	12	12	12	12	12	12
	23505912 HSG ASM FLYWHL NO.1 AL 9 DEG LT&12 RT	B1					1						
	* NOT SERVICED, USE 23505912.												
	= OBSOLETE.												
1.5004 SEAL, CRANKSHAFT OIL													
	23513577 SEAL/SLEEVE ASSY., RR CR/SHF WRAP-AROUND		1		1	1							
	23513578 SEAL/SLEEVE ASSY., RR DBL LIP WRAP-AROUND							1	1				1
	23516969 SEAL & SLEV ASM RR CR/SHF TE-FLON LIP			1			1			1	1	1	
1.5999													
	23514776 HOUSING ASM FLYWHL #1 C/I 8BOLT MTPAD	A1											1

TYPES

FIG PART NO.	NAME AND DESCRIPTION	
	1.5000A FLYWHEEL HOUSING	A
	(Note: Assemblies are shown for component reference only.)	
1.5999		
23514776	HOUSING ASM FLYWHL #1 C/I 8BOLT 1 MTPAD	
1.5001	HOUSING ASSY., FLYWHEEL	
5106899	PLUG, 3/4"-16	1
23511574	PLUG, 1" PIPE SQ. SOC. SCOTCHGRIP	1

UNCONTROLLED COPY *All information subject to change without notice.*

Detroit Diesel®, the spinning arrows, and the Series 60® are registered trademarks of Detroit Diesel Corporation.

6SP161 9501 © 1995 DETROIT DIESEL CORPORATION

TYPE BREAKDOWN

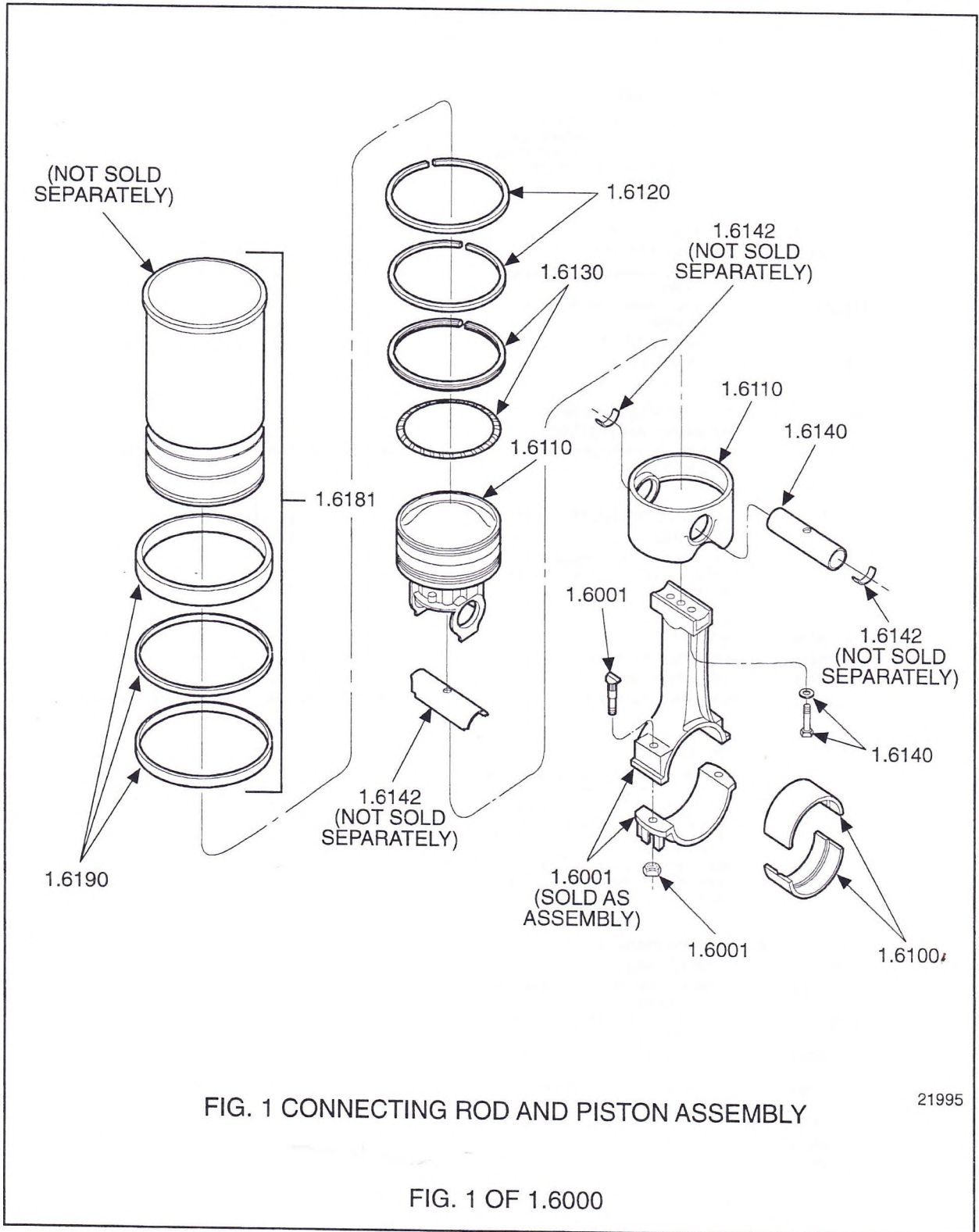
SERIES 60 PARTS CATALOG

TYPES

PART NO.	1.5000A FLYWHEEL HOUSING	A	B	C	D
	NAME AND DESCRIPTION				
	(Note: Assemblies are shown for component reference only.)				
1.5001	HOUSING ASSY., FLYWHEEL				
23505124	HOUSING (SAE #1; 8 BOLT MT PAD)	1			
23505073	HOUSING (SAE #1; 8 BOLT MT PAD ALUM)		1		
23505912	HSG ASM FLYWHL NO.1 AL 9 DEG LT&12 RT			1	
23515496	HOUSING FLYWHL # 1 ALUM 8 BOLT				1
23511574	PLUG, 1" PIPE SQ. SOC. SCOTCHGRIP	1	1		1
23514442	PIPE PLUG 1 1/4 7/8 TPR SQ SOCHD	1		1	
5106899	PLUG, 3/4-16	1	1		1
1.5999					
23511574	PLUG, 1" PIPE SQ. SOC. SCOTCHGRIP			1	
23514442	PIPE PLUG 1 1/4 7/8 TPR SQ SOCHD				1

DETROIT DIESEL

SERIES 60 ENGINE



UNCONTROLLED COPY All information subject to change without notice.
Detroit Diesel®, the spinning arrows, and the Series 60®
are registered trademarks of Detroit Diesel Corporation.
6SP161 9501 ©1995 DETROIT DIESEL CORPORATION

TYPES

FIG.	PART NO.	NAME AND DESCRIPTION	ASSY. SECT.	3	3	4	4	4	4	4	4	4	4	5	5
				6	7	0	0	2	2	2	5	8	9	0	0
				9	0	5	6	1	2	3	7	6	6	1	0
	1.6000	CONNECTING ROD AND PISTON													
	1.6001	CONNECTING ROD ASSY. QUANTITIES SHOWN ARE PER CYLINDER. A CROSSHEAD ROD ASSY. INCLUDES A CAP. WHICH IS NOT SOLD SEPARATELY, AND ONLY THOSE ITEMS IN 1.6001.													
1	8929237	ROD ASSY., 16:1 (11L)		1		1		1		1				1	1
1	8929236	ROD ASSY., 15:1 (12.7L)			1		1	1		1		1	1		
	R8929236	ROD ASSY. 160MM STROKE (REMANUFACTURED)			1		1	1		1		1	1		
	R8929237	ROD ASSY. 139MM STROKE (REMANUFACTURED)		1		1		1		1		1	1		1
1	8929355	BOLT, MJ14X 1.5 X 108		2	2	2	2	2	2	2	2	2	2	2	2
1	8929019	NUT, MJ14X1.5		2	2	2	2	2	2	2	2	2	2	2	2
	1.6095	KIT,CONNECTING ROD BEARING AND GASKET													
	23515442	KIT CONN ROD BRG (STD) AND GASKETS S-60		AR	AR	AR	AR	AR	AR	AR	AR	AR	AR	AR	AR
	1.6100	SHELL, CONNECTING ROD BEARING A SHELL SET CONSISTS OF ONE (1) UPPER AND ONE (1) LOWER BEARING SHELL													
1	8929710	SHELL SET, STD.		1	1	1	1	1	1	1	1	1	1	1	1
	8929711	SHELL SET, .254 MM U.S.		AR	AR	AR	AR	AR	AR	AR	AR	AR	AR	AR	AR
	8929712	SHELL SET, .508 MM U.S.		AR	AR	AR	AR	AR	AR	AR	AR	AR	AR	AR	AR
	8929713	SHELL SET, .762 MM U.S.		AR	AR	AR	AR	AR	AR	AR	AR	AR	AR	AR	AR
	1.6110	PISTON KIT A DOME KIT INCLUDES CROWN ASSY IN 1.6110 PLUS PISTON PIN IN 1.6140. JA DOME KIT WITH 3 PC. BUSHING INCLUDES CROWN & PIN ASSY. IN 1.6110 PLUS PISTON PIN IN 1.6140. A PISTON KIT INCLUDES PISTON & SKIRT (WHICH ARE NOT SERVICED SEPARATELY) IN 1.6110 PLUS PIN IN 1.6140													
	23501574	\$ DOME KIT (23505276)		1	1										1
	23503746	\$ DOME KIT (23505276)				1	1								
	23505276	DOME KIT (3 PC BUSH W/2.5MM TOP RING GROOVE)						1	1				1	1	
	23505727	DOME KIT (3 PC BUSH W/3.5MM TOP RING GROOVE)								1	1	1			1
1	23504944	CROWN & PIN ASSY. (3.5MM TOP RING GROOVE)								j		j			i
1	23505483	CROWN & PIN ASSY. (2.5MM TOP RING GROOVE)						1	1				1	1	
1	8929767	*\$ CROWN ASSY., PISTON (23505483)		1	1										
1	8929847	*\$ CROWN ASSY., PISTON (23505483)				1	1								
1	8929848	SKIRT, PISTON		1	1	1	1	1	1	1	1	1	1	1	1

TYPES

FIG.	PART NO.	NAME AND DESCRIPTION	ASSY. SECT.	3	3	4	4	4	4	4	4	4	4	5	5
		1.6000 CONNECTING ROD AND PISTON		6	7	0	0	2	2	2	5	8	9	0	0
				9	0	5	6	1	2	3	7	6	6	1	9
	1.6110	PISTON KIT (cont.) CROWN & PIN ASSY. INCLUDES PISTON CROWN AND ROLL PIN NOT SERVICED SEPARATELY. * CROWN ASSY. INCLUDES BUSHING NOT SERVICED SEPARATELY. \$ NOT SERVICED USE PART NO. SHOWN IN PARENTHESES.													
	1.6115	RING SET, PISTON RING SET CONSISTS OF SUFFICIENT RINGS FOR ONE (1) PISTON.													
	23501575	RING SET, W/KEYSTONE AND RECT-ANGULAR COMPRESSION RINGS.		1	1										
	23503747	RING SET, W/KEYSTONE COMPRESSION RINGS (2.5MM TOP)				1	1	1	1				1	1	
	23505729	RING SET, W/KEYSTONE COMPRESSION RINGS (3.5MM TOP)								1	1	1			1
	1.6120	RING, PISTON COMPRESSION													
i	8929844	RING, TOP (2.5 MM KEYSTONE)				1	1	1	1				1	1	
i	23504941	RING, TOP (3.5 MM KEYSTONE)								1	1	1			1
1	8929120	RING, TOP (KEYSTONE)		1	1										
1	8929845	RING, BOTTOM (KEYSTONE)		1	1	1	1	1	1	1	1	1	1	1	1
	1.6130	RING, PISTON OIL CONTROL													
1	8929307	RING		1	1	1	1	1	1	1	1	1	1	1	1
1	8929122	EXPANDER		1	1	1	1	1	1	1	1	1	1	1	1
	1.6140	PIN, PISTON													
1	8929087	PIN		1	1	1	1	1	1	1	1	1	1	1	1
1	8929337	BOLT, M14 X 1.5X60 12 PT.		2	2	2	2	2	2	2	2	2	2	2	2
1	8929504	SPACER		2	2	2	2	2	2	2	2	2	2	2	2
	1.6142	BEARING, PISTON PIN. KIT INCLUDES (1) TOP BUSHING AND (2) EAR BUSHINGS WHICH ARE NOT SERVICED SEPARATELY.													
1	23505274	KIT, PISTON CROWN BUSHING						1	1	1	1	1	1	1	1
	1.6181	KIT, CYLINDER LINER AND SEALS KIT INCLUDES NOT SERVICED SEPARATELY LINER AND SEALS IN 1.6190													
1	23505278	KIT. CLY. LINER AND SEALS		1	1	1	1	1	1	1	1	1	1	1	1
	23514285	KIT, CYL. LINER AND SEALS (TLC)										1	1	1	1

UNCONTROLLED COPY All information subject to change without notice.

Detroit Diesel®, the spinning arrows, and the Series 60®

are registered trademarks of Detroit Diesel Corporation.

6SP161 9501 © 1995 DETROIT DIESEL CORPORATION

NOT
A
6000 CONNECTING ROD AND PISTON

TYPES

FIG.	PART NO.	1.6000 CONNECTING ROD AND PISTON	ASSY. SECT.	3	3	4	4	4	4	4	4	4	4	5
		NAME AND DESCRIPTION		6	7	0	0	2	2	2	2	2	2	0
				9	0	5	6	1	2	3	6	6	1	9
	1.6182	CYLINDER KIT A KIT INCLUDES ITEMS IN 1.6110 1.6115, 1.6140 AND 1.6181.												
	23501573	\$ CYLINDER KIT (23505277)		1	1									
	23503745	\$ CYLINDER KIT (23505277)				1	1							
	23505277	CYLINDER KIT (3 PC. BUSH W/2 5MM TOP RING)						1	1					
	23505728	CYLINDER KIT (3 PC. BUSH W/3 5MM TOP RING)										1		
	23513208	CYLINDER KIT W/3 PC BUSH W/2 55 TOP RING												1
	23513209	CYLINDER KIT 3.5MM COMP. RING												
	R23505277	CYLINDER KIT (REMANUFACTURED)		AR	AR	AR	AR	AR	AR					1
	R23505728	CYLINDER KIT (REMANUFACTURED)								AR				
	R23513208	CYLINDER KIT (REMANUFACTURED)										AR		
	R23513209	CYLINDER KIT (REMANUFACTURED)									AR		AR	
		\$ NOT SERVICED, USE PART NO. SHOWN IN PARENTHESES.										AR		AR
1	1.6190	SEAL, CYLINDER LINER												
	8929013	SEAL, CREVICE		1	1	1	1	1	1	1				1
	8929176	SEAL, D-RING		2	2	2	2	2	2	2			1	2

TYPES

FIG.	PART NO.	NAME AND DESCRIPTION	ASSY. SECT.	5 1 2	5 1 3	5 1 4	5 1 8	5 2 1	5 2 2	5 2 4	5 2 6
		1.6000 CONNECTING ROD AND PISTON									
	1.6001	CONNECTING ROD ASSY. QUANTITIES SHOWN ARE PER CYLINDER. A CROSSHEAD ROD ASSY. INCLUDES A CAP. WHICH IS NOT SOLD SEPARATELY, AND ONLY THOSE ITEMS IN 1.6001.									
1	23515594	ROD ASSY., 16:1 (11L)						1	1		
1	8929237	ROD ASSY., 16:1 (11L)			1		1				
1	8929236	ROD ASSY., 15:1 (12.7L)		1		1					
	R8929236	ROD ASSY.160MM STROKE (REMANUFACTURED)		1		1					
	R8929237	ROD ASSY.139MM STROKE (REMANUFACTURED)			1		1				
1	8929355	BOLT, MJ14X 1.5X108		2	2	2	2	2	2	2	2
1	8929019	NUT, MJ14X1.5		2	2	2	2	2	2	2	2
	23515593	ROD ASSY.160MM STROKE LRG BRG								1	1
	1.6095	KIT,CONNECTING ROD BEARING AND GASKET									
	23515442	KIT CONN ROD BRG (STD) AND GASKETS S-60		AR	AR	AR	AR				
	1.6100	SHELL, CONNECTING ROD BEARING A SHELL SET CONSISTS OF ONE (1) UPPER AND ONE (1) LOWER BEARING SHELL.									
1	23515581	SHELL SETSTD.						1	1	1	1
1	8929710	SHELL SET, STD.		1	1	1	1				
1	23515582	SHELL SET, .254 MM U.S.						AR	AR	AR	AR
1	23515583	SHELL SET, .508 MM U.S.						AR	AR	AR	AR
1	23515584	SHELL SET, .762 MM U.S.						AR	AR	AR	AR
	8929711	SHELL SET, .254 MM U.S.		AR	AR	AR	AR				
	8929712	SHELL SET, .508 MM U.S.		AR	AR	AR	AR				
	8929713	SHELL SET, .762 MM U.S.		AR	AR	AR	AR				
	1.6110	PISTON KIT A DOME KIT INCLUDES CROWN ASSY. IN 1.6110 PLUS PISTON PIN IN 1.6140. JA DOME KIT WITH 3 PC. BUSHING INCLUDES CROWN & PIN ASSY. IN 1.6110 PLUS PISTON PIN IN 1.6140. A PISTON KIT INCLUDES PISTON & SKIRT (WHICH ARE NOT SERVICED SEPARATELY) IN 6.110 PLUS PIN IN 1.6140									
	23516780	PISTON KIT LRG OD DOME & SKIRT 3PC BUSH.2.5MM RING		1	1				1	1	
	23516678	PSTN ASSY..CR/HD 2.5MM RG DOME EAR STRG							1	1	
	23516679	PSTN ASSY..CR/HD 3.5MM RG DOME EAR STR						1			1
	23516681	SKIRT CR/HD PSTN DOME EAR STRENGTH						1	1	1	1

UNCONTROLLED COPY All information subject to change without notice.

Detroit Diesel®, the spinning arrows, and the Series 60®

are registered trademarks of Detroit Diesel Corporation.

6SP161 9501 © 1995 DETROIT DIESEL CORPORATION

TYPES

FIG.	PART NO.	NAME AND DESCRIPTION	ASSY. SECT.	5	5	5	5	5	5	5	5	5	5	5	5	5	5	5
				1	1	1	1	2	2	2	2	2	2	2	2	2	2	2
		1.6000 CONNECTING ROD AND PISTON																
	1.6110	PISTON KIT (cont.)																
	23516781	PISTON KIT LRG OD DOME & SKIRT 3.5MM RING						1										1
	1.6115	RING SET, PISTON																
		RING SET CONSISTS OF SUFFICIENT RINGS FOR ONE (1) PISTON.																
	23503747	RING SET, W/KEYSTONE COMPRESSION RINGS (2.5MM TOP)		1	1					1	1							
	23505729	RING SET, W/KEYSTONE COMPRESSION RINGS (3.5MM TOP)				1	1	1										1
	1.6120	RING, PISTON COMPRESSION																
1	8929844	RING, TOP (2.5 MM KEYSTONE)		1	1					1	1							
1	23504941	RING, TOP (3.5 MM KEYSTONE)				1	1	1										1
1	8929845	RING, BOTTOM (KEYSTONE)		1	1	1	1	1		1	1	1	1					1
	1.6130	RING, PISTON OIL CONTROL																
1	8929307	RING		1	1	1	1											
1	23515499	EXPANDER							1	1	1	1						1
1	8929122	EXPANDER		1	1	1	1											
	23515500	-RING PSTN OIL CONT CR/HD							1	1	1	1						1
	1.6140	PIN, PISTON																
1	8929087	PIN		1	1	1	1	1	1	1	1	1	1					1
1	8929337	BOLT, M14X 1.5X60 12 PT.		2	2	2	2	2	2	2	2	2	2					2
1	8929504	SPACER		2	2	2	2	2	2	2	2	2	2					2
	1.6142	BEARING, PISTON PIN.																
		KIT INCLUDES (1) TOP BUSHING AND (2) EAR BUSHINGS WHICH ARE NOT SERVICED SEPARATELY.																
1	23505274	KIT, PISTON CROWN BUSHING		1	1	1	1	1	1	1	1	1	1					1
	1.6181	KIT, CYLINDER LINER AND SEALS																
		KIT INCLUDES NOT SERVICED SEPARATELY LINER AND SEALS IN 1.6190																
	23514285	KIT, CYL. LINER AND SEALS (TLC)		1	1	1	1	1	1	1	1	1	1					1
	1.6182	CYLINDER KIT																
		A KIT INCLUDES ITEMS IN 1.6110, 1.6115, 1.6140 AND 1.6181.																
	23516783	CYLINDER KIT (3PC BUSH.W/3.5MM TOP RING				1	1	1										1
	23516784	CYLINDER KIT TLC LNR LRG OD DOME 2.5MM RING		1	1					1	1							

TYPES

FIG. PART NO.	NAME AND DESCRIPTION SECT.	ASSY.	1	2	3	4	5	6	7	8
	1.6000 CONNECTING ROD AND PISTON		5	5	5	5	5	5	5	5
			1	1	1	1	2	2	2	2
			2	3	4	8	1	2	4	6
	1.6190 SEAL, CYLINDER LINER		1	1	1	1	1	1	1	1
1	8929013 SEAL, CREVICE		1	1	1	1	1	1	1	1
1	8929176 SEAL, D-RING		2	2	2	2	2	2	2	2

DETROIT DIESEL

SERIES 60 ENGINE

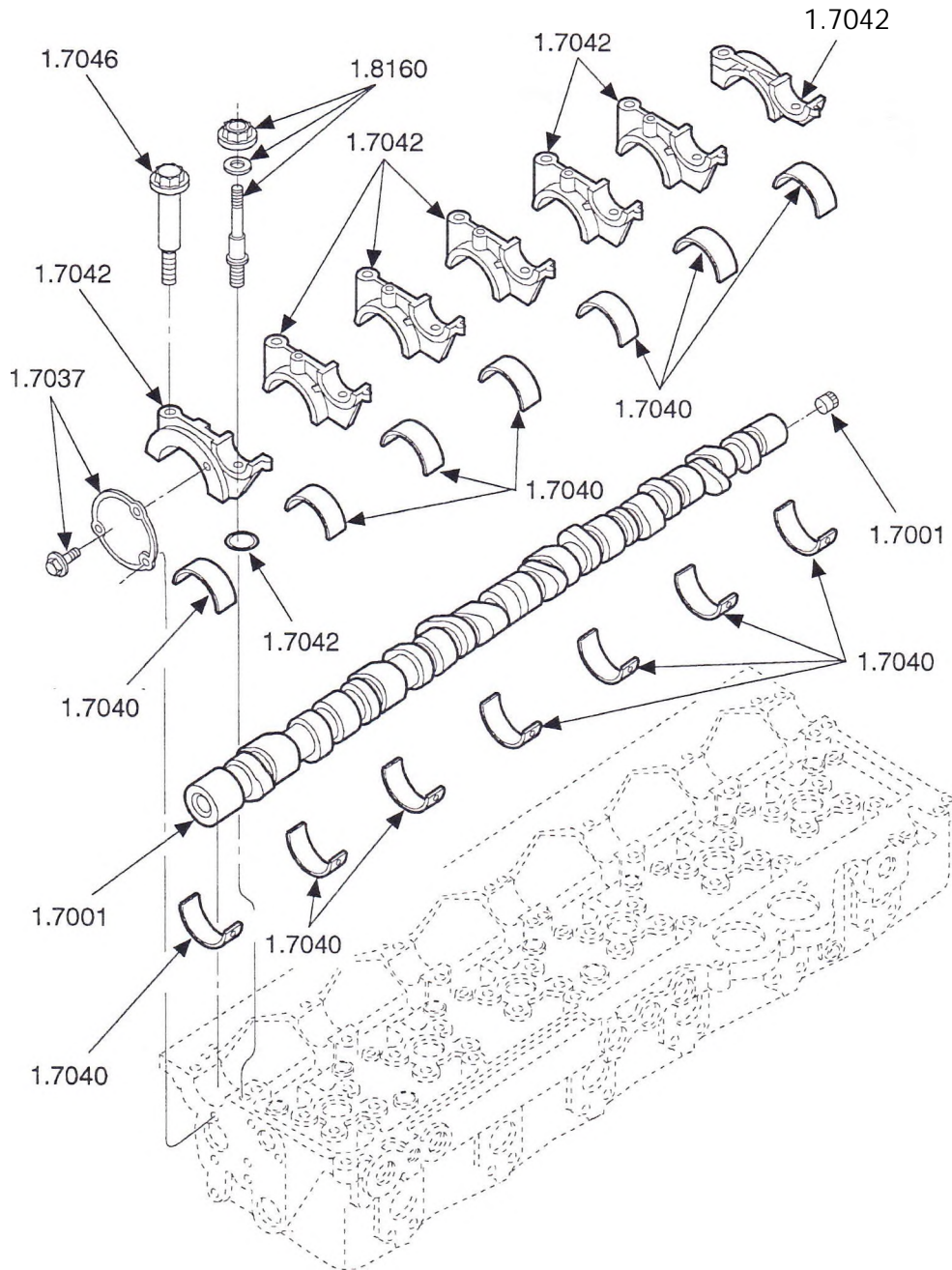


FIG. 1 CAMSHAFT

FIG. 1 OF 1.7000

UNCONTROLLED COPY *All information subject to change without notice*

Detroit Diesel®, the spinning arrows, and the Series 60® are registered trademarks of Detroit Diesel Corporation.

6SP161 9501 © 1995 DETROIT DIESEL CORPORATION

DETROIT DIESEL

SERIES 60 ENGINE

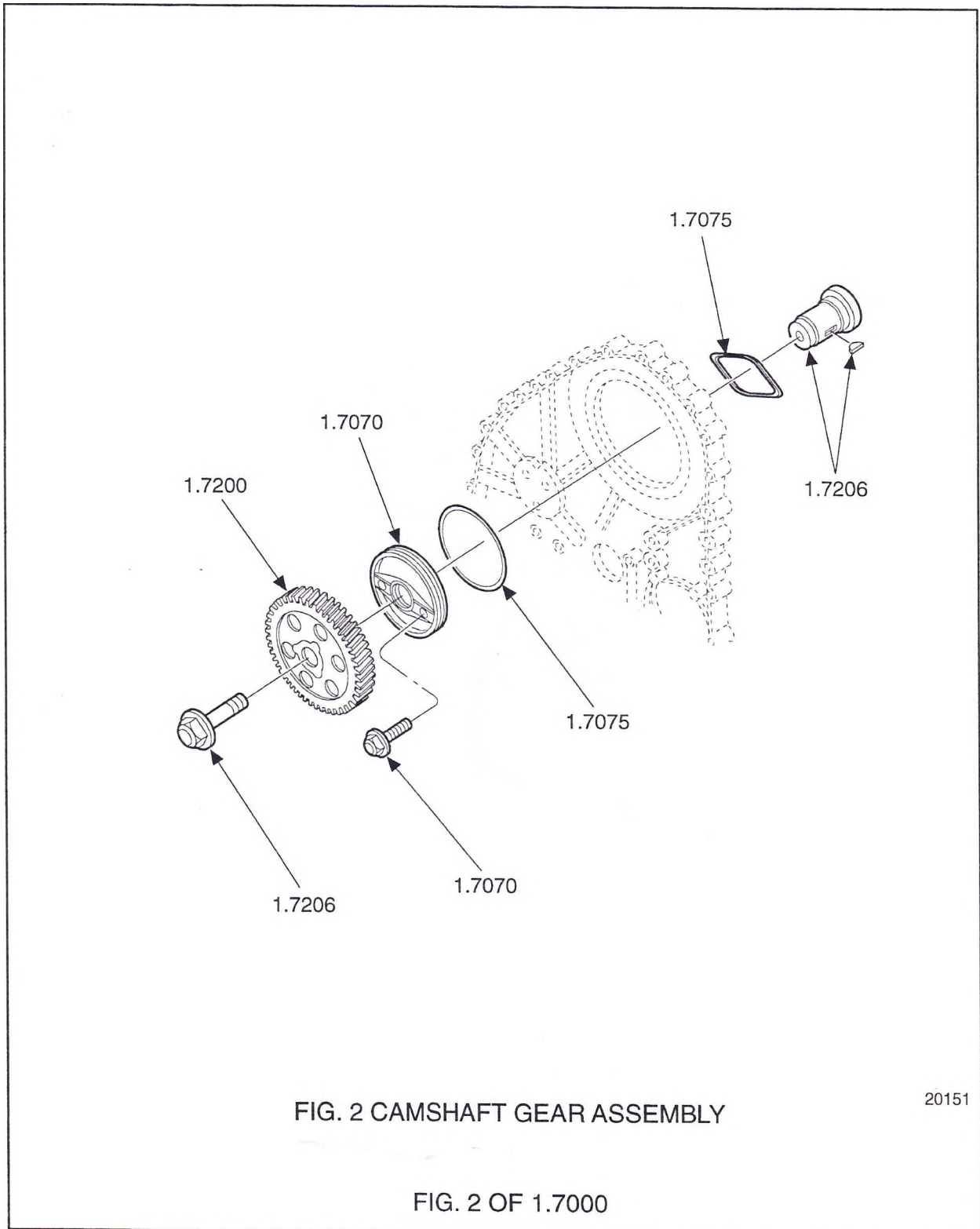


FIG. 2 CAMSHAFT GEAR ASSEMBLY

20151

FIG. 2 OF 1.7000

UNCONTROLLED COPY All information subject to change without notice.

Detroit Diesel®, the spinning arrows, and the Series 60® are registered trademarks of Detroit Diesel Corporation.

6SP161 9501 © 1995 DETROIT DIESEL CORPORATION

DETROIT DIESEL

SERIES 60 ENGINE

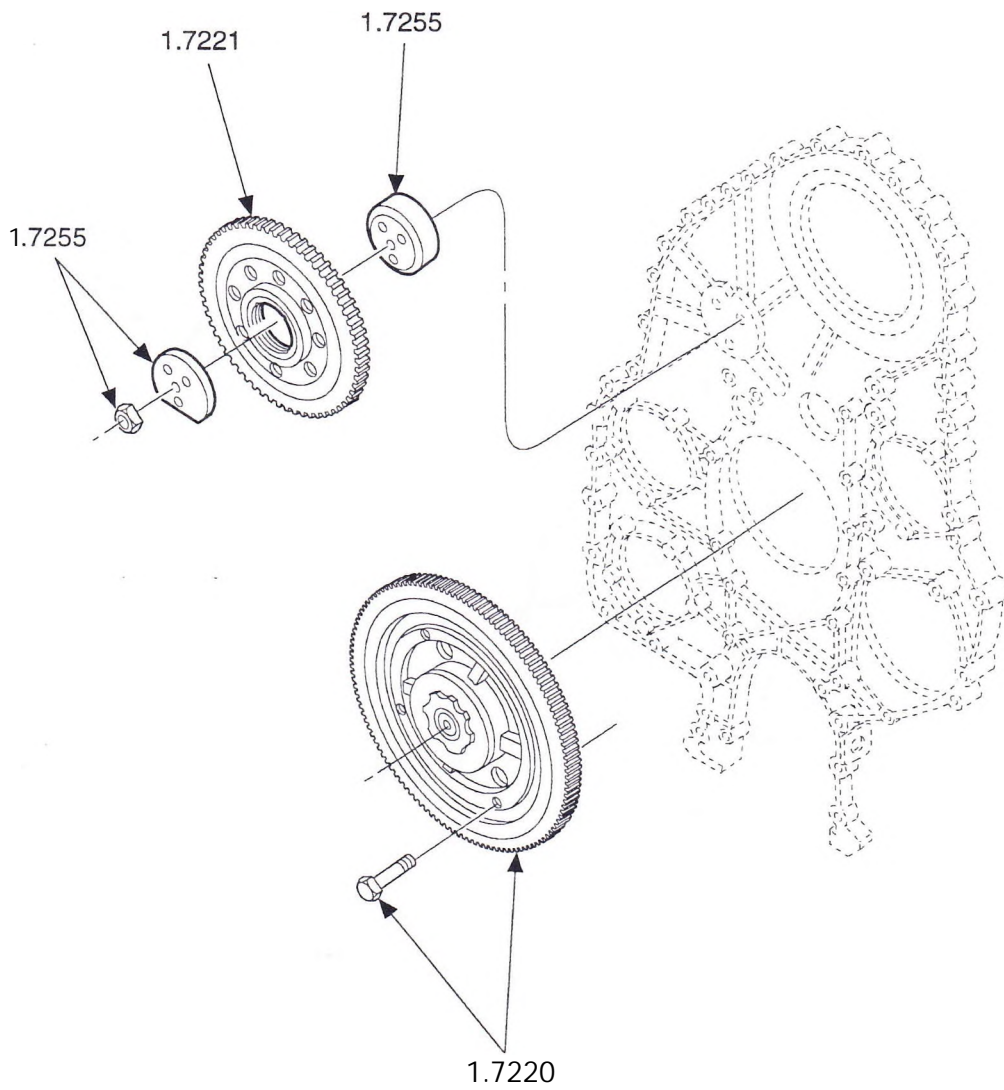


FIG. 3 GEAR IDLER ASSEMBLY

FIG. 3 OF 1.7000

TYPES

FIG. PART NO.	NAME AND DESCRIPTION	5	8	8	9	7	2	7	2	7	3	7	4	7	5	7	6	7	6	8	8	8	9	
		8	9	4	5	8	3	3	2	6	4	7	8	7	5	6	4	7	5					
	1.7000 CAMSHAFT AND GEAR TRAIN																							
	1.7001 CAMSHAFT ASSY.																							
	A CAMSHAFT ASSY. INCLUDES DOWEL IN 1.7001.																							i
1	8929485 CAMSHAFT ASSY. 11L			1																				
1	23505195 CAMSHAFT ASSY. 12L					1				1														
1	23513562 CAMSHAFT ASSY. 11L										1													
1	23513564 CAMSHAFT ASSY. 12L																						1	1
1	8929473 CAMSHAFT ASSY. 12.7L																							
1	8920172 DOWEL, CAMSHAFT (1.7200)					1																		
	R23505195 CAMSHAFT ASSY. (REMANUFACTURED)					1					1													j
	R23513562 CAMSHAFT ASSY. (REMANUFACTURED)										AR													AR
	R23513564 CAMSHAFT ASSY. (REMANUFACTURED)																							AR
	R8929485 CAMSHAFT ASSY. (REMANUFACTURED)										AR													AR
	1.7037 COVER, CAMSHAFT BEARING CAP																							
1	23514716 COVER RRCAMSHFS60										1													1
1	11509511 BOLT, M8 X 1.25 X 20 MM					1					1													1
						3					3													3
	1.7040 BEARING, CAMSHAFT																							
	A BEARING SET CONSISTS OF ONE UPPER AND ONE LOWER BEARING SHELL.																							
1	8929690 BEARING SET (STD.)					7																		7
1	8929691 BEARING SET, .254 MM O.S.					AR																		AR
1	8929692 BEARING SET, .508 MM O.S.					AR																		AR
1	8929693 BEARING SET, .762 MM O.S.					AR																		AR
	1.7042 CAP, CAMSHAFT BEARING																							
1	8929738 CAP, CAMSHAFT BEARING, FRONT (IDENTIFICATION-NO. 1)					1																		1
1	8929870 CAP, CAMSHAFT BEARING, INTERMEDIATE (1.7042)					4																		4
1	8929871 CAP, CAMSHAFT BEARING, CENTER (IDENTIFICATION-NO.)					1																		1
1	8929739 CAP, CAMSHAFT BEARING, REAR (IDENTIFICATION-NO. 7)					1																		1
1	8929740 SEAL, RING 134X.074X.480 I D (BLOCK TO GEAR CASE)					2																		2
	5138638 DOWEL, .626"X.37" HOLLOW (4.1040)					7																		7
	* FIG. 1 OF 1.2000.																							
	1.7046 BOLT, CAMSHAFT BEARING CAP																							
1	8929129 BOLT, M12X 1.75X65					7																		7
	1.7070 PLATE, CAM AND BALANCE SHAFT THRUST																							
2	8929110 PLATE, CAM					1																		1

UNCONTROLLED COPY All information subject to change without notice.

Detroit Diesel®, the spinning arrows, and the Series 60® are registered trademarks of Detroit Diesel Corporation.

6SP161 9501 © 1995 DETROIT DIESEL CORPORATION

BDC for engine manuals and specs
<https://barringtondieselclub.co.za/>

TYPES

FIG.	PART NO.	NAME AND DESCRIPTION	ASSY. SECT.	5	8	7	7	7	7	7	7	7	8	8	8
		1.7000 CAMSHAFT AND GEAR TRAIN		5	8	7	7	7	7	7	7	7	8	8	8
		1.7070 PLATE, CAM AND BALANCE SHAFT THRUST (cont.)		8	8	2	2	3	4	5	6	6	8	8	9
		11504822 BOLT, M8X 1.25X30		8	9	4	5	8	3	3	2	6	4	7	5
		1.7075 SEAL, CAMSHAFT THRUST PLATE													
2	8929297	SEAL (CYLINDER HEAD)		1	1	1	1	1	1	1	1	1	1	1	1
2	8929318	SEAL (GEAR HOUSING)		1	1	1	1	1	1	1	1	1	1	1	1
		1.7200 GEAR, CAMSHAFT AND BALANCE SHAFT													
2	8929379	GEAR 111T		1	1	1	1	1	1	1	1	1	1	1	1
		1.7206 HUB, CAMSHAFT GEAR													
2	8929492	HUB		1	1	1	1	1	1	1	1	1	1	1	1
2	8929206	BOLT, M18 X 1.5 X 100 SLOTTED (12.9001)		1	1			1				1			
2	8929329	KEY, 6 X 7.5 WOODRUFF (12.9350)		1	1	1	1	1	1	1	1	1	1	1	1
2	23504851	BOLT, M18 X 1.5 X 100 (12.9001)				1	1	1	1	1	1	1	1	1	1
		1.7220 GEAR ASSY., IDLER													
		A GEAR AND HUB ASSY. IS SERVICED AS A COMPLETE ASSY. ONLY.													
3	23513559	GEAR AND HUB ASSY., BULL ACCSY. & CAMSHF DDEC III											1		1
3	8929168	GEAR AND HUB ASSY., BULL ACCSY. AND CAMSHF. 11 L.		1		1			1	1	1			1	
3	8929501	GEAR AND HUB ASSY., BULL ACCSY. AND CAMSHF. 12.7 L.			1		1	1							
3	8929448	BOLT, M12X 1.75X35		4	4	4	4	4	4	4	4	4	4	4	4
		1.7221 GEAR ASSY., ADJUSTABLE CAMSHAFT IDLER													
3	8929322	GEAR ASSY. (INCLUDES BUSHING WHICH IS NOT SERVICED SEPARATELY)		1	1	1	1	1	1	1	1	1	1	1	1
		1.7255 HUB, ADJUSTABLE IDLER GEAR													
3	8929111	HUB		1	1	1	1	1	1	1	1	1	1	1	1
3	11509607	NUT, M12X 1.75		3	3	3	3	3	3	3	3	3	3	3	3
3	8929336	PLATE, ADJUSTMENT		1	1	1	1	1	1	1	1	1	1	1	1

TYPES

FIG.	PART NO.	NAME AND DESCRIPTION	ASSY. SECT.	
		1.7000 CAMSHAFT AND GEAR TRAIN		9
				2
				3
	1.7001	CAMSHAFT ASSY. A CAMSHAFT ASSY. INCLUDES DOWEL IN 1.7001.		
1	23505195	CAMSHAFT ASSY. 12L	1	
1	8920172	DOWEL, CAMSHAFT (1.7200)	1	
	R23505195	CAMSHAFT ASSY. (REMANUFACTURED)	AR	
	1.7037	COVER, CAMSHAFT BEARING CAP		
1	23514716	COVER RR CAMSHF S60	1	
1	11509511	BOLT, M8X 1.25X20 MM	3	
	1.7040	BEARING, CAMSHAFT A BEARING SET CONSISTS OF ONE UPPER AND ONE LOWER BEARING SHELL.		
1	8929690	BEARING SET (STD.)	7	
1	8929691	BEARING SET, .254 MM O.S.	AR	
1	8929692	BEARING SET, .508 MM O.S.	AR	
1	8929693	BEARING SET, .762 MM O.S.	AR	
	1.7042	CAP, CAMSHAFT BEARING		
1	8929738	CAP, CAMSHAFT BEARING, FRONT (IDENTIFICATION-NO. 1)	1	
1	8929870	CAP, CAMSHAFT BEARING, INTERMEDIATE (1.7042)	4	
1	8929871	CAP, CAMSHAFT BEARING, CENTER (IDENTIFICATION-NO.)	1	
1	8929739	CAP, CAMSHAFT BEARING, REAR (IDENTIFICATION-NO. 7)	1	
1	8929740	SEAL, RING .134X.074X.480 I D. (BLOCK TO GEAR CASE)	2	
	5138638	* DOWEL, .626"X.37" HOLLOW (4.1040) * FIG. 1 OF 1.2000.	7	
	1.7046	BOLT, CAMSHAFT BEARING CAP		
1	8929129	BOLT, M12X 1.75X65	7	
	1.7070	PLATE, CAM AND BALANCE SHAFT THRUST		
2	8929110	PLATE, CAM	1	
2	11504822	BOLT, M8X 1.25X30	2	
	1.7075	SEAL, CAMSHAFT THRUST PLATE		
2	8929297	SEAL (CYLINDER HEAD)	1	
2	8929318	SEAL (GEAR HOUSING)	1	

UNCONTROLLED COPY All information subject to change without notice.

Detroit Diesel®, the spinning arrows, and the Series 60®

are registered trademarks of Detroit Diesel Corporation.

6SP161 9501 ©1995 DETROIT DIESEL CORPORATION

TYPE BREAKDOWN

SERIES 60 PARTS CATALOG

TYPES

FIG. PART NO.	NAME AND DESCRIPTION SECT.	ASSY.
	1.7000 CAMSHAFT AND GEAR TRAIN	9
		2
		3
1.7200	GEAR, CAMSHAFT AND BALANCE SHAFT	
8929379	GEAR 111T	
1.7206	HUB, CAMSHAFT GEAR	
8929492	HUB	1
8929329	KEY, 6 X 7.5 WOODRUFF (12.9350)	1
23504851	BOLT, M18 X 1.5 X 100 (12.9001)	1
1.7220	GEAR ASSY., IDLER	
	A GEAR AND HUB ASSY. IS SERVICED AS A COMPLETE ASSY. ONLY	
23513559	GEARANDHUB ASSY, BULL ACCSY & CAMSHF DDEC III	
8929448	BOLT, M12 X 1.75 X 35	
^{r221}	GEAR ASSY., ADJUSTABLE CAMSHAFT IDLER	
8929322	GEAR ASSY. (INCLUDES BUSHING WHICH IS NOT SERVICEDSEPARATELY)	
1.7255	HUB, ADJUSTABLE IDLER GEAR	
8929111	HUB	
11509607	NUT, M12X 1.75	
8929336	PLATE, ADJUSTMENT	

TYPES

FIG. PART NO.	NAME AND DESCRIPTION	ASSY. SECT.	1.7000A BALANCE WEIGHT COVER
			6 6 4 9
.7530	COVER,ACOUSTICAL		
11505560	BOLT, M6XF20X9.8	3	3
11506101	NUT, M10X 1.5	3	5
11507036	NUT, M8X 1.25	5	5
11509511	BOLT, M8X 1.25X20 MM	1	
11509514	BOLT, M8X 1.25X50 MM		1
11509525	BOLT, M10 X 1.5 X 110 MM	1	1
11509526	BOLT, M10X 1.5 X 130 MM	1	
11509527	BOLT, M10X 1.5X160 MM		2
23505051	BOLT M10 X 1.5 X 170(12.9001)	2	3
23515703	BOLT, M8X1.25X30	5	5
23515738	COVER-ACOUSTICAL	1	
23515740	COVER-ACOUSTICAL		1
1.7540	COVER ASSY.,ACCESSORY DRIVE ACOUSTICAL		
23515621	COVER ASSY.,ACCESSORY DRIVE ACOUSTICAL	1	1
1.7550	COVER ASSY.,GEAR CASE ACOUSTICAL		
11509512	BOLT, M8 X 1.25 X 25 MM	3	3
23515622	COVER ASSY..GR CASE ACOUSTICAL (LEFT REAR)		1
23515741	COVER-ACOUSTICAL (RIGHT REAR)	1	
23515743	COVER-ACOUSTICAL (RIGHT REAR)		1
23515744	COVER ASSY..GR CASE ACOUSTICAL (LEFT REAR)	1	
1.7560	CLIP, ACOUSTICAL		
23515745	CLIP-ACOUSTICAL COVER	4	3

UNCONTROLLED COPY All information subject to change without notice.

Detroit Diesel®, the spinning arrows, and the Series 60® are registered trademarks of Detroit Diesel Corporation.

6SP161 9501 © 1995 DETROIT DIESEL CORPORATION

] .7000A

3_47

DETROIT DIESEL

SERIES 60 ENGINE

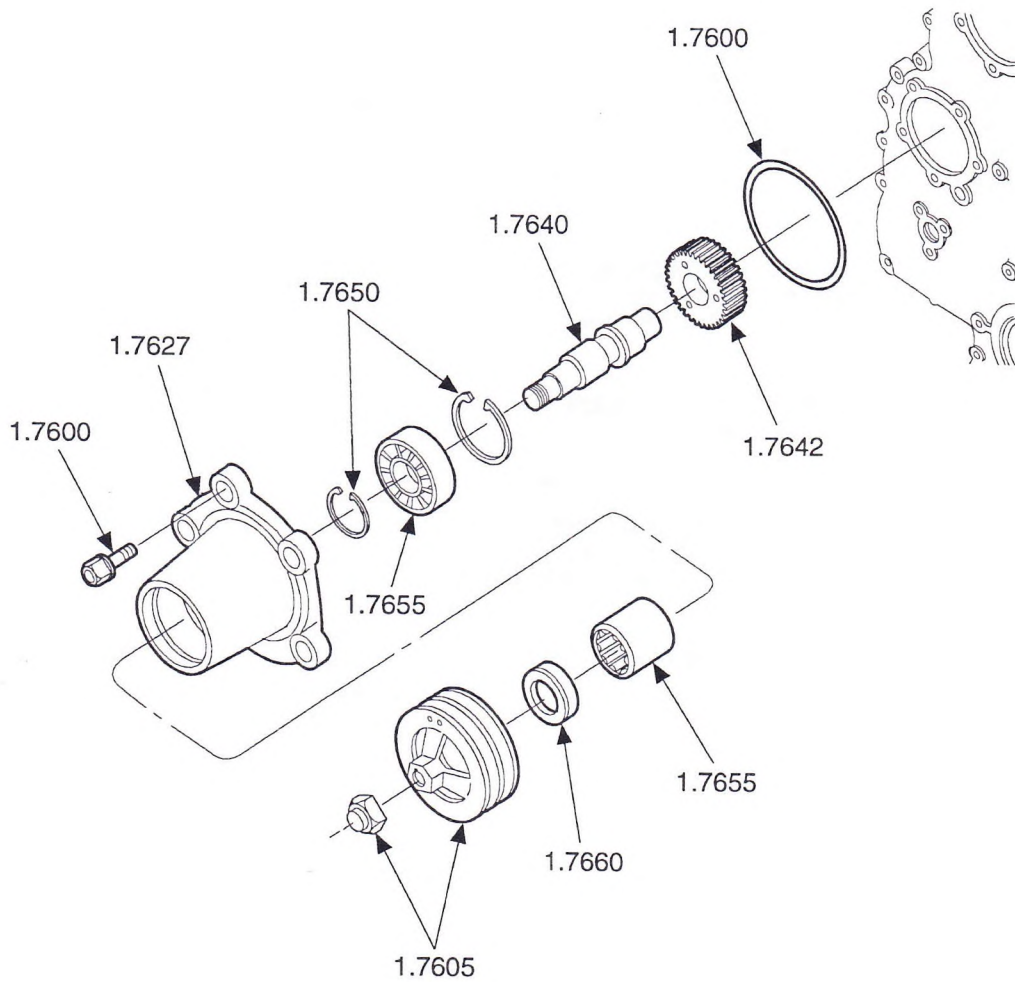


FIG. 1 ACCESSORY DRIVE ASSEMBLY

24039

FIG. 1 OF 1.7000B

TYPES

1.7000B ACCESSORY DRIVE			3	4	4	4	4	4	4	4	4	4	4	4
FIG.	PART NO.	NAME AND DESCRIPTION ASSY. SECT.	9	0	3	3	4	4	4	5	5	5	5	6
			9	0	8	9	1	4	8	1	6	9	1	
	1.7600	DRIVE ASSY., ACCESSORY												
	NOTE	FOR TYPE 1.7000B—439 USE TYPE IN 12.5000A-202.				X								
	NOTE	FOR TYPE 1.7000B-441 USE TYPE IN 12.5000A-203.					X							
	23509200	DRIVE ASSY., 2 GROOVE 120.0 MM PULLEY LRG BRG			1					1				
	23511710	DRIVE ASSY., 12 GROOVE 120.0 MM PULLEY						1						
	23511996	DRIVE ASM ACSRY 5GRV POLY-V 118.5D										1		
	23514505	DRIVE ASSY. 2GRV PUL WIDE OIL SEAL									1			
	23514507	DRIVE ASSY. 12 GROOVE POLY WIDE OIL SEAL												1
	8929253	SEAL, RING .139" X 4.609" I.D. (2.2280)	1	1	1			1		1	1	1	1	1
	8929496	U DRIVE ASSY., 2 GROOVE 120.0 MM PULLEY (23509200)	1					1		1				
	8929624	@ DRIVE ASSY., 4 GROOVE 114.5MM PULLEY			1									
	23512830	COVER (1.3191)								1				
	23512877	GASKET, COVER (1.3192)								1				
	11504822	BOLT, M8 X 1.25 X 30	5	5	5			5	5	5	5	5	5	5
		U NOT SERVICED, USE PART NUMBER SHOWN IN PARENTHESES												
		@ NOT SERVICED, USE 23509200 DRIVE ASSY. AND REPLACE 8929532 PULLEY (2 GRV.) WITH 8929623 PULLEY (4 GRV.)												
	.7650	LOCKRING, ACCESSORY DRIVE												
	23505643	LOCKRING (USE FOR P/S PUMP ADAPTATION)	1	1										
	23505339	SPROCKET, POWER STEERING PUMP	1	1										

TYPE BREAKDOWN

SERIES 60 PARTS CATALOG

TYPES

FIG	PART NO.	NAME AND DESCRIPTION	A	B	C	D	E	F	G						
		1.7000B ACCESSORY DRIVE													
		(Note: Assemblies are shown for component reference only.)													
	1.7600	DRIVE ASSY., ACCESSORY													
	8929496	DRIVE ASSY., 2 GROOVE 120.0 MM PULLEY	1												
	8929624	DRIVE ASSY., 4 GROOVE 114.5MM PULLEY		1											
	23509200	DRIVE ASSY., 2 GROOVE 120.0 MM PULLEY LRG BRG			1										
	23511710	DRIVE ASSY., 12 GROOVE 120.0 MM PULLEY				1									
	23514505	DRIVE ASSY.2GRV PUL WIDE OIL SEAL					1								
	23511996	DRIVE ASM ACSRY 5GRV POLY-V 118.5D						1							
	23514507	DRIVE ASSY. 12 GROOVE POLY WIDE OIL SEAL							1						
	1.7605	PULLEY, ACCESSORY DRIVE													
	11509584	NUT, LOCK M24 X 3.0	1	1	1	1	1	1	1						
	23511702	PULLEY, 12 GROOVE 120.0MM				1			1						
	23511995	PULLEY ACSRY DR 5GRV POLY-V 118.5D							1						
	23514513	PULLEY ACC DR 2GRV 120 OD WIDE SEAL					1								
	23514515	PULLEY 12 GROOVE POLY-V WIDE SEAL							1						
	8929532	PULLEY, 2 GROOVE 120.0MM	1		1										
	8929623	PULLEY, 4 GROOVE (POLYVEE) 114.5MM		1											
	1.7627	HOUSING, ACCESSORY DRIVE													
	23509201	HOUSING			1			1							
1	23511701	HOUSING				1									
	23514508	HOUSING ACC DR LRG BRG WIDE SEAL					1								
	23514509	HOUSING,WIDE SEAL							1						
1	8929531	U HOUSING (23509200) U NOT SERVICED, USE PART NUMBER SHOWN IN PARENTHESES	1	1											
	1.7640	SHAFT, ACCESSORY DRIVE													
	23505101	U SHAFT (23509200)	1	1											
	23509202	SHAFT, LRG BRG			1	1		1							
	23514510	SHAFT ACC DR LRG BRG WIDE OIL SEAL U NOT SERVICED, USE PART NUMBER SHOWN IN PARENTHESES						1		1					
	1.7642	GEAR, ACCESSORY DRIVE SHAFT													
1	8929310	GEAR	1	1	1	1	1	1	1						
	1.7650	LOCKRING, ACCESSORY DRIVE													
1	23509204	LOCKRING			1	1	1	1	1						
	23511746	LOCKRING				1			1						

3-50Section A1 1.7000B ACCESSORY DRIVE

UNCONTROLLED COPY All information subject to change without notice.
Detroit Diesel®, the spinning arrows, and the Series 60® are registered trademarks of Detroit Diesel Corporation.
6SP161 9501 © 1995 DETROIT DIESEL CORPORATION

TYPES

FIG	PART NO.	NAME AND DESCRIPTION	A	B	C	D	E	F	G						
		1.7000B ACCESSORY DRIVE													
		(Note: Assemblies are shown for component reference only.)													
	1.7650	LOCKRING, ACCESSORY DRIVE (cont.)													
1	8929062	LOCKRING	1	1	1	1	1	1	1						
1	8929064	RING, INT RETAINING 3.121" O.D. (12.4048)	1	1											
	1.7655	BEARING, ACCESSORY DRIVE													
1	23509203	BEARING, BALL			1	1	1	1	1						
1	23511745	BEARING, ROLLER				1				1					
1	8929024	BEARING ASSY.	1	1	1		1	1							
1	8929530	BEARING, BALL	1	1											
	1.7660	SEAL, ACCESSORY DRIVE OIL													
1	23511747	SEAL				1				1					
	23514511	SEAL OIL ACC DR WIDE LRG BRG					1								
	23514512	SEAL WIDE HVY DUTY								1					
1	8929154	SEAL	1	1	1				1						

UNCONTROLLED COPY All information subject to change without notice.

Serti on A 1 S SI

Detroit Diesel®, the spinning arrows, and the Series 60® are registered trademarks of Detroit Diesel Corporation.

1.7000B ACCESSORY DRIVE

6SP161 9501 © 1995 DETROIT DIESEL CORPORATION

BDC for engine manuals and specs
<https://barringtondieselclub.co.za/>

DETROIT DIESEL

SERIES 60 ENGINE

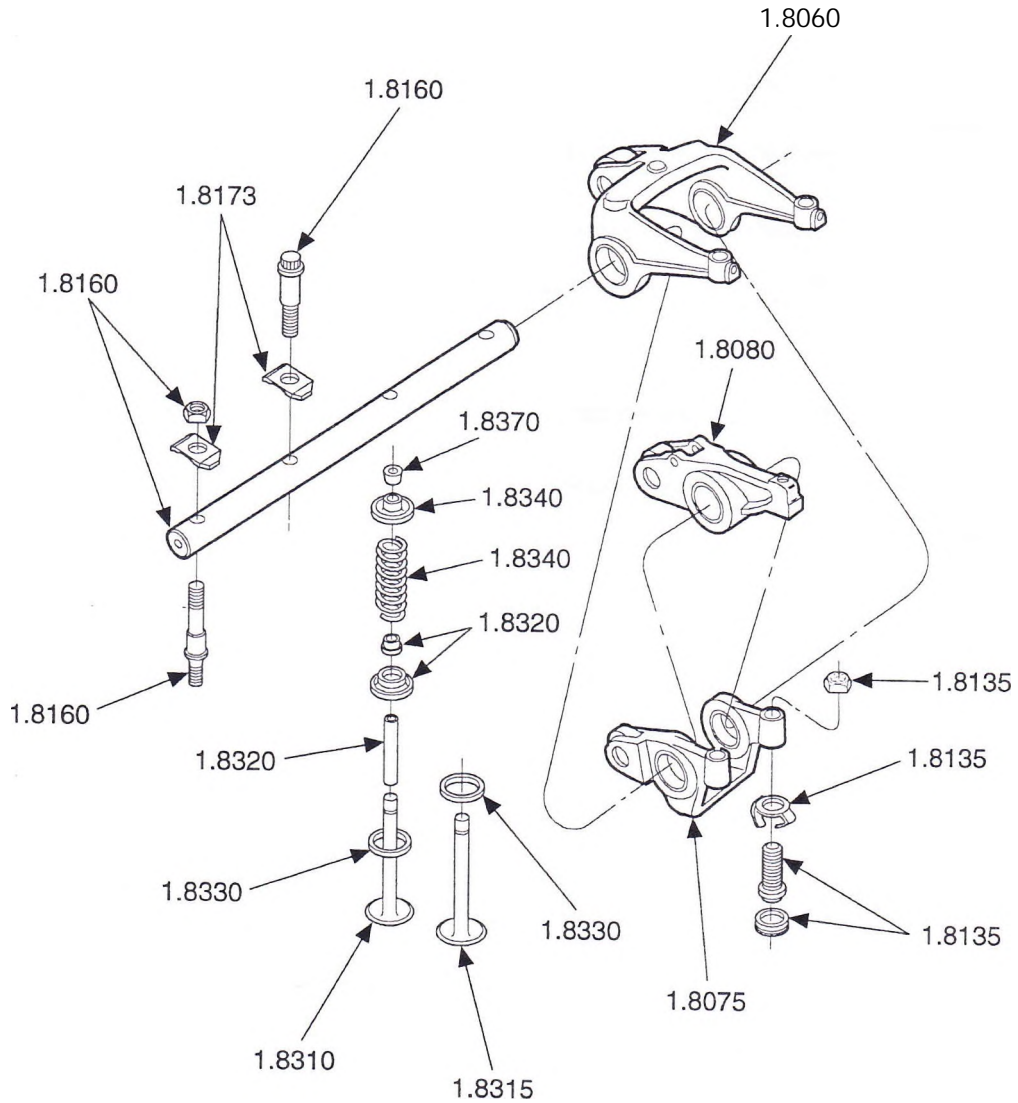


FIG. 1 VALVE OPERATING MECHANISM ASSEMBLY

21771

FIG. 1 OF 1.8000

TYPES

PART NO.	NAME AND DESCRIPTION	ASSY. SECT.	TYPES											
			2	3	3	3	3	3	3	4	4	4	4	4
	1.8000 VALVE AND INJECTOR OPERATING MECHANISM		2	3	3	3	3	3	3	4	4	4	4	4
			9	2	2	6	6	7	8	0	0	1	1	5
			8	3	4	2	3	5	9	3	4	4	6	0
1.8060	ARM ASSY., EXHAUST VALVE ROCKER													
	ARM ASSY. INCLUDES BUSHINGS, PINS AND ROLLER ASSY. COMPONENTS NOT SERVICED SEPARATELY.													
8929550	ARM ASSY., EXHAUST		6	6	6	6	6	6	6	6	6	6	6	6
R8929550	ARM ASSY., EXHAUST (REMANUFACTURED)		AR	AR	AR	AR	AR	AR	AR	AR	AR	AR	AR	AR
9421740	PLUG, CUP 3/16"(12.9320)		12	12	12	12	12	12	12	12	12	12	12	12
1.8070	JACOBS BRAKE CYLINDER													
23506171	* KIT, JACOBS BRAKE							1	1				1	
23507824	* KIT, JACOBS BRAKE RT SIDE ENGINE									1				1
8929746	KIT, JACOBS BRAKE (MODEL 760 PART NO. 014601)			1										
23504431	BAR SPCR (JAKE BRAKE)			2				2	2	2		2	2	2
	* PROCURE THRU JACOBS BRAKE.													
1.8073	KIT, JACOBS BRAKE FIELD													
23506113	* KIT, JAKE BRAKE-SLAVE PISTON		AR	AR	AR	AR	AR	AR	AR	AR	AR	AR	AR	AR
23506874	.#* KIT, JAKE BRAKE		AR	AR	AR	AR	AR	AR	AR	AR	AR	AR	AR	AR
23507825	r KIT, JAKE BRAKE 12L									AR	AR			AR
23507826	KIT, JAKE BRAKE 12L									AR	AR			AR
23504620	PIN, ROLLER O.S. (USED IN CONJUNCTION WITH 23504621 O.S. ROLLER)		AR	AR	AR	AR	AR	AR	AR	AR	AR	AR	AR	AR
23504621	ROLLER, O.S. (USED IN CONJUNCTION WITH 23504620 O.S. PIN)		AR	AR	AR	AR	AR	AR	AR	AR	AR	AR	AR	AR
	# EFFECTIVE WITH 6R(4)455 ON 12L UNITS.													
	• PROCURE THRU JACOBS BRAKE													
	@ THRU 6R-4454 ON 12L UNITS.													
	TO PROVIDE OVERSIZE PIN AND ROLLER FOR STD. PIN AND ROLLER USED IN RETROFITKIT23505133													
1.8075	ARM ASSY., INTAKE VALVE ROCKER													
	ARM ASSY. INCLUDES BUSHINGS, PINS AND ROLLER ASSY. COMPONENTS NOT SERVICED SEPARATELY.													
8929544	ARM ASSY, INTAKE		6	6	6	6	6	6	6	6	6	6	6	6
R8929544	ARM ASSY., INTAKE (REMANUFACTURED)		AR	AR	AR	AR	AR	AR	AR	AR	AR	AR	AR	AR

UNCONTROLLED COPY All information subject to change without notice.

Detroit Diesel®, the spinning arrows, and the Series 60®

are registered trademarks of Detroit Diesel Corporation.

6SP161 9501 © 1995 DETROIT DIESEL CORPORATION

TYPES

FIG. PART NO.	NAME AND DESCRIPTION	ASSY. SECT.	2	3	3	3	3	3	3	4	4	4	4	4
	1.8000 VALVE AND INJECTOR OPERATING MECHANISM		2	3	3	3	3	3	3	4	4	4	4	4
			9	2	2	6	6	7	8	0	0	1	1	5
			8	3	4	2	3	5	9	3	4	4	6	0
	1.8080 ARM ASSY., INJECTOR ROCKER													
	ARM ASSY. INCLUDES BUSHINGS, PINS AND ROLLER ASSY. COMPONENTS NOT SERVICED SEPARATELY.													
1	23511675	ARM ASSY., INJECTOR												6
1	8929854	ARM ASSY., INJECTOR	6	6	6	6	6	6	6	6	6	6	6	
	R8929854	ARM ASSY., INJECTOR (REMANUFACTURED)	AR	AR	AR	AR	AR	AR	AR	AR	AR	AR	AR	
	R23513939	ARM ASSY. (REMANUFACTURED)												AR
	* NOT SERVICED, FOR SERVICE USE 23513939 ROCKER ARM ASSY. AND 23513530 SHAFT ASSY.													
	@ ALSO USE ROCKER ARM SHAFT 23513530.													
	1.8135 SCREW, ROCKER ARM ADJUSTING													
	23505056	KIT, VLV. ADJ SCREW INJ & INTAKE ARMS (INCLUDES ITEMS IN 1.8135 MARKED AT A QTY. OF 1)	AR	AR	AR	AR	AR	AR	AR	AR	AR	AR	AR	AR
	8929646	KIT, VLV ADJ. SCREW EXH ARMS (INCLUDES ITEMS IN 1.8135 MARKED "*" AT A QTY.OF 1)		AR		AR	AR	AR	AR	AR	AR	AR	AR	AR
1	5138643	BUTTON (1.8090)	30	30	30	30	30	30	30	30	30	30	30	30
1	8929607	SCREW, W/3/16" INTERNAL SOCKET END	30	18	30	18	18	18	18	18	18	18	18	18
1	8929751	SCREW, W/9/32" EXTERNAL SOCKET END		12		12	12	12	12	12	12	12	12	12
1	5176830	NUT, 3/8"-24 JAM (1.8180)	30	30	30	30	30	30	30	30	30	30	30	30
1	8929494	RETAINER (1.8090)	30	30	30	30	30	30	30	30	30	30	30	30
	1.8160 SHAFT ASSY., ROCKER													
	23513530	SHAFT ASSY., LUBRITED (INCLUDES PLUG)												2
1	8929617	SHAFT ASSY. (INCLUDES PLUG)	2	2	2	2	2	2	2	2	2	2	2	
1	8929588	STUD, M12 X 1.75 X 123.0 (1.8170)	2	2	2	2	2	2	2	2	2	2	2	2
	8929740	SEAL, RING .134X.074X.480 I.D. (BLOCK TO GEAR CASE)		2	2	2	2	2	2	2	2	2	2	2
	9421745	PLUG, CUP 1/2"(12.9330)	2	2	2	2	2	2	2	2	2	2	2	2
1	8929587	BOLT, M12 X 1.75 X 110.0(1.7046)	6	6	6	6	6	6	6	6	6	6	6	6
1	5111467	WASHER, SPECIAL (1.8360)	8											
1	23500708	NUT, M12X1.75	2	2	2	2	2	2	2	2	2	2	2	2
	1.8173 SPACER, ROCKER SHAFT													
1	8929586	SPACER (01.8170)	8	8	8	8	8	8	8	8	8	8	8	8
	1.8310 VALVE, EXHAUST													
1	23501577	VALVE KIT (IDENTIFICATION-U) (INCLUDES SEAL IN 1.8320 AND LOCK IN 1.8370)	12	12	12	12	12	12						
1	23507504	VALVE KIT (IDENTIFICATION-H) (INCLUDES SEAL IN 1.8320 AND LOCK IN 1.8370)								12	12	12	12	12

TYPES

FIG.	PART NO.	NAME AND DESCRIPTION	ASSY. SECT.	2	3	3	3	3	3	3	3	4	4	4	4	4
		1.8000 VALVE AND INJECTOR OPERATING MECHANISM		2	3	3	3	3	3	3	3	4	4	4	4	4
		VALVE, INTAKE		9	2	2	6	6	7	8	0	0	1	1	5	
		1.8315 VALVE, INTAKE		8	3	4	2	3	5	9	3	4	4	4	6	0
1	23501576	VALVE KIT (INCLUDES SEAL IN 1.8320 AND LOCK IN 1.8370)		12	12	12	12	12	12	12	12	12	12	12	12	12
		GUIDE, EXHAUST VALVE														
1	8929631	GUIDE, (14.30MM-14.32MM DIA.)		24	24	24	24	24	24	24	24	24	24	24	24	24
1	8929072	SEAL		24	24	24	24	24	24	24	24	24	24	24	24	24
1	8929633	GUIDE (14.43MM-14.45MM DIA.)		AR	AR	AR	AR	AR	AR	AR	AR	AR	AR	AR	AR	AR
		INSERT, EXHAUST VALVE														
1	8929127	INSERT, (INTAKE) (STD) (7.155MM-7.257MM)		12	12	12	12	12	12	12	12	12	12	12	12	12
1	8929625	INSERT, (INTAKE) (.010" U.S.) (6.901 MM-7.003MM)		AR	AR	AR	AR	AR	AR	AR	AR	AR	AR	AR	AR	AR
1	8929126	INSERT, (EXHAUST) (STD) (6.261 MM-6.363MM)		12	12	12	12	12	12	12	12	12	12	12	12	12
1	8929626	INSERT, (INTAKE) (.020" U.S.) (6.647MM-6.749MM)		AR	AR	AR	AR	AR	AR	AR	AR	AR	AR	AR	AR	AR
1	8929627	INSERT, (INTAKE) (.030" U.S.) (6.393MM-6.495MM)		AR	AR	AR	AR	AR	AR	AR	AR	AR	AR	AR	AR	AR
1	8929628	INSERT, (EXHAUST) (.010" U.S.) (6.007MM-6.109MM)		AR	AR	AR	AR	AR	AR	AR	AR	AR	AR	AR	AR	AR
1	8929629	INSERT, (EXHAUST) (.020" U.S.) (5.753MM-5.855MM)		AR	AR	AR	AR	AR	AR	AR	AR	AR	AR	AR	AR	AR
1	8929630	INSERT, (EXHAUST) (.030 U.S.) (5.499MM-5.601MM)		AR	AR	AR	AR	AR	AR	AR	AR	AR	AR	AR	AR	AR
		SPRING, EXHAUST VALVE														
1	8929415	SPRING (YELLOW STRIPE)		24	24	24	24	24	24	24	24	24	24	24	24	24
		SEAT, EXHAUST VALVE SPRING														
1	8929076	SEAT (2.2MM-2.4MM)		24	24	24	24	24	24	24	24	24	24	24	24	24
1	8929634	SEAT (2.45MM-2.65MM)		AR	AR	AR	AR	AR	AR	AR	AR	AR	AR	AR	AR	AR
1	8929635	SEAT (2.70MM-2.90MM)		AR	AR	AR	AR	AR	AR	AR	AR	AR	AR	AR	AR	AR
1	8929636	SEAT (2.95MM-3.15MM)		AR	AR	AR	AR	AR	AR	AR	AR	AR	AR	AR	AR	AR
		ROTATOR, VALVE														
1	8929105	ROTATOR		24	24	24	24	24	24	24	24	24	24	24	24	24
		LOCK, EXHAUST VALVE SPRING														
1	8929573	LOCK, KEY EXHAUST VALVE SPRING		48	48	48	48	48	48	48	48	48	48	48	*48	48

UNCONTROLLED COPY All information subject to change without notice.

Detroit Diesel®, the spinning arrows, and the Series 60®

are trademarks of Detroit Diesel Corporation

6SP161 9501 © 1995 DETROIT DIESEL CORPORATION

1.8000 VALVE AND INJECTOR OPERATING MECHANISM

BDC for engine manuals and specs
<https://barringtondieselclub.co.za/>

TYPES

FIG.	PART NO.	NAME AND DESCRIPTION	4	4	4	4	4	4	4	4	4	4	4	4
			5	5	5	5	6	6	7	7	7	8	8	8
			1	2	4	5	6	8	4	5	8	1	2	9
			ASSY.											
			SECT.											
		1.8000 VALVE AND INJECTOR OPERATING MECHANISM												
	1.8060	ARM ASSY., EXHAUST VALVE ROCKER												
		ARM ASSY. INCLUDES BUSHINGS PINS AND ROLLER ASSY. COMPONENTS NOT SERVICED SEPARATELY.												
	8929550	ARM ASSY., EXHAUST	6	6	6	6	6	6	6	6	6	6	6	6
	R8929550	ARM ASSY., EXHAUST (REMANUFACTURED)	AR	AR	AR	AR	AR	AR	AR	AR	AR	AR	AR	AR
	9421740	PLUG, CUP 3/16" (12.9320)	12	12	12	12	12	12	12	12	12	12	12	12
	1.8070	JACOBS BRAKE CYLINDER												
	23506171	KIT, JACOBS BRAKE		1										
	23507824	KIT, JACOBS BRAKE RT SIDE ENGINE				1		1				1	1	
	23504431	BAR SPCR (JAKE BRAKE)			2	2		2				2	2	2
	23511681	BAR SPCR (JAKE BRAKE)						1		1				
	23513481	KIT, JAKE BRAKE 12L					1	1			1			
	23514080	KIT, JAKE BRAKE 12L							1		1			
	23515440	KIT JAKE BRAKE 6 CYL 24V 12L												1
		* PROCURE THRU JACOBS BRAKE.												
	1.8073	KIT, JACOBS BRAKE FIELD												
	23506113	KIT, JAKE BRAKE-SLAVE PISTON	AR	AR	AR	AR	AR	AR	AR	AR	AR	AR	AR	AR
	23506171	KIT, JACOBS BRAKE												AR
	23506874 #*	KIT, JAKE BRAKE	AR	AR	AR	AR	AR	AR	AR	AR	AR	AR	AR	AR
	23507825 #*	KIT, JAKE BRAKE 12L	AR		AR	AR	AR	AR	AR	AR	AR	AR	AR	AR
	23507826	KIT, JAKE BRAKE 12L	AR		AR	AR	AR	AR	AR	AR	AR	AR	AR	AR
	23504620	PIN, ROLLER O.S. (USED IN CONJUNCTION WITH 23504621 O.S. ROLLER)	AR	AR	AR	AR	AR	AR	AR	AR	AR	AR	AR	AR
	23504621	ROLLER, O.S. (USED IN CONJUNCTION WITH 23504620 O.S. PIN)	AR	AR	AR	AR	AR	AR	AR	AR	AR	AR	AR	AR
		# EFFECTIVE WITH 6R-4455 ON 12L UNITS.												
		* PROCURE THRU JACOBS BRAKE												
		@ THRU 6R-4454 ON 12L UNITS.												
		TO PROVIDE OVERSIZE PIN AND ROLLER FOR STD. PIN AND ROLLER USED IN RETROFITKIT23505133												
	1.8075	ARM ASSY., INTAKE VALVE ROCKER												
		ARM ASSY. INCLUDES BUSHINGS, PINS AND ROLLER ASSY. COMPONENTS NOT SERVICED SEPARATELY.												
	8929544	ARM ASSY., INTAKE	6	6	6	6	6	6	6	6	6	6	6	6
	R8929544	ARM ASSY., INTAKE (REMANUFACTURED)	AR	AR	AR	AR	AR	AR	AR	AR	AR	AR	AR	AR

i

TYPES

FIG. PART NO.	NAME AND DESCRIPTION	ASSY. SECT.	4	4	4	4	4	4	4	4	4	4	4	4
			5	5	5	5	6	6	7	7	7	8	8	8
			1	2	4	5	6	8	4	5	8	1	2	9
	1.8000 VALVE AND INJECTOR OPERATING MECHANISM													
	1.8080 ARM ASSY., INJECTOR ROCKER													
	ARM ASSY. INCLUDES BUSHINGS, PINS AND ROLLER ASSY. COMPONENTS NOT SERVICED SEPARATELY.													
1	23511675 ARM ASSY., INJECTOR		6	6	6	6		6		6		6	6	
1	8929854 ARM ASSY., INJECTOR						6		6		6			6
	R8929854 ARM ASSY., INJECTOR (REMANUFACTURED)						AR		AR		AR			AR
	R23513939 ARM ASSY. (REMANUFACTURED)		AR	AR	AR	AR		AR		AR		AR	AR	
	* NOT SERVICED, FOR SERVICE USE 23513939 ROCKER ARM ASSY. AND 23513530 SHAFT ASSY.													
	@ ALSO USE ROCKER ARM SHAFT 23513530.													
	1.8135 SCREW, ROCKER ARM ADJUSTING													
	23505056 KIT, VLV. ADJ SCREW INJ & INTAKE ARMS (INCLUDES ITEMS IN 1.8135 MARKED AT A QTY. OF 1)		AR	AR	AR	AR	AR	AR	AR	AR	AR	AR	AR	AR
	8929646 KIT, VLV ADJ. SCREW EXH ARMS (INCLUDES ITEMS IN 1.8135 MARKED "-" AT A QTY. OF 1)		AR	AR	AR	AR	AR	AR	AR	AR	AR	AR	AR	AR
1	5138643 BUTTON (1.8090)		30	30	30	30	30	30	30	30	30	30	30	30
1	8929607 SCREW, W/3/16" INTERNAL SOCKET END		18	18	18	18	18	18	18	18	18	18	18	18
1	8929751 SCREW, W/9/32" EXTERNAL SOCKET END		12	12	12	12	12	12	12	12	12	12	12	12
1	5176830 NUT, 3/8"-24 JAM (1.8180)		30	30	30	30	30	30	30	30	30	30	30	30
1	8929494 RETAINER (1.8090)		30	30	30	30	30	30	30	30	30	30	30	30
	1.8160 SHAFT ASSY., ROCKER													
	23513530 SHAFT ASSY., LUBRITED (INCLUDES PLUG)		2	2	2	2		2		2		2	2	
1	8929617 SHAFT ASSY. (INCLUDES PLUG)						2		2		2			2
1	8929588 STUD, M12 X 1.75 X 123.0 (1.8170)		2	2	2	2	2	2	2	2	2	2	2	2
	8929740 SEAL, RING .134X.074X.480 I.D. (BLOCK TO GEAR CASE)		2	2	2	2	2	2	2	2	2	2	2	2
	9421745 PLUG, CUP 1/2" (12.9330)		2	2	2	2	2	2	2	2	2	2	2	2
	23515464 BOLT M12 1.75X110.0LG HEX HD		obs		obs				obs	obs	obs			obs
1	8929587 BOLT, M12 X 1.75 X 110.0(1.7046)			6		6	6	6	6				p	
1	23500708 NUT, M12X 1.75		2	2	2	2	2	2	2	2	2	2	2	2
	1.8173 SPACER, ROCKER SHAFT													
1	8929586 SPACER (01.8170)		8	8	8	8	8	8	8	8	8	8	8	8
	1.8310 VALVE, EXHAUST													
1	23507504 VALVE KIT (IDENTIFICATION-H) (INCLUDES SEAL IN 1.8320 AND LOCK IN 1.8370)		12	12	12	12	12	12	12	12	12	12	12	12

UNCONTROLLED COPY All information subject to change without notice.

Detroit Diesel®, the spinning arrows, and the Series 60® are registered trademarks of Detroit Diesel Corporation.

6SP161 9501 © J 995 DETROIT DIESEL CORPORATION

TYPES

FIG.	PART NO.	NAME AND DESCRIPTION	ASSY. SECT.	4	4	4	4	4	4	4	4	4	4	4	4	
				5	5	5	5	6	6	7	7	7	8	8	8	
				1	2	4	5	6	8	4	5	8	1	2	9	
		1.8000 VALVE AND INJECTOR OPERATING MECHANISM														
		VALVE, INTAKE														
1	1.8315 23501576	VALVE, INTAKE VALVE KIT (INCLUDES SEAL IN 1.8320 AND LOCK IN 1.8370)		12	12	12	12	12	12	12	12	12	12	12	12	12
		GUIDE, EXHAUST VALVE														
1	1.8320 8929631	GUIDE, EXHAUST VALVE GUIDE, (14.30MM-14.32MM DIA.)		24	24	24	24	24	24	24	24	24	24	24	24	24
1	8929072	SEAL		24	24	24	24	24	24	24	24	24	24	24	24	24
1	8929633	GUIDE (14.43MM-14.45MM DIA.)		AR	AR	AR	AR	AR	AR	AR	AR	AR	AR	AR	AR	AR
		INSERT, EXHAUST VALVE														
1	1.8330 8929127	INSERT, EXHAUST VALVE INSERT, (INTAKE) (STD) (7.155MM-7.257MM)		12	12	12	12	12	12	12	12	12	12	12	12	12
1	8929625	INSERT, (INTAKE) (.010" U.S.) (6.901 MM-7.003MM)		AR	AR	AR	AR	AR	AR	AR	AR	AR	AR	AR	AR	AR
1	8929126	INSERT, (EXHAUST) (STD) (6.261 MM-6.363MM)		12	12	12	12	12	12	12	12	12	12	12	12	12
1	8929626	INSERT, (INTAKE) (.020" U.S.) (6.647MM-6.749MM)		AR	AR	AR	AR	AR	AR	AR	AR	AR	AR	AR	AR	AR
1	8929627	INSERT, (INTAKE) (.030" U.S.) (6.393MM-6.495MM)		AR	AR	AR	AR	AR	AR	AR	AR	AR	AR	AR	AR	AR
1	8929628	INSERT, (EXHAUST) (.010" U.S.) (6.007MM-6.109MM)		AR	AR	AR	AR	AR	AR	AR	AR	AR	AR	AR	AR	AR
1	8929629	INSERT, (EXHAUST) (.020" U.S.) (5.753MM-5.855MM)		AR	AR	AR	AR	AR	AR	AR	AR	AR	AR	AR	AR	AR
1	8929630	INSERT, (EXHAUST) (.030 U.S.) (5.499MM-5.601 MM)		AR	AR	AR	AR	AR	AR	AR	AR	AR	AR	AR	AR	AR
		SPRING, EXHAUST VALVE														
1	1.8340 8929415	SPRING, EXHAUST VALVE SPRING (YELLOW STRIPE)		24	24	24	24	24	24	24	24	24	24	24	24	24
		SEAT, EXHAUST VALVE SPRING														
1	1.8360 8929076	SEAT, EXHAUST VALVE SPRING SEAT (2.2MM-2.4MM)		24	24	24	24	24	24	24	24	24	24	24	24	24
1	8929634	SEAT (2.45MM-2.65MM)		AR	AR	AR	AR	AR	AR	AR	AR	AR	AR	AR	AR	AR
1	8929635	SEAT (2.70MM-2.90MM)		AR	AR	AR	AR	AR	AR	AR	AR	AR	AR	AR	AR	AR
1	8929636	SEAT (2.95MM-3.15MM)		AR	AR	AR	AR	AR	AR	AR	AR	AR	AR	AR	AR	AR
		ROTATOR, VALVE														
1	1.8365 8929105	ROTATOR, VALVE ROTATOR		24	24	24	24	24	24	24	24	24	24	24	24	24
		LOCK, EXHAUST VALVE SPRING														
1	1.8370 8929573	LOCK, EXHAUST VALVE SPRING LOCK, KEY EXHAUST VALVE SPRING		48	48	48	48	48	48	48	48	48	48	48	48	00

TYPES

FIG.	PART NO.	NAME AND DESCRIPTION	ASSY. SECT.							
		1.8000 VALVE AND INJECTOR OPERATING MECHANISM		4	4	4	4	4	5	5
				9	9	9	9	9	0	0
				1	5	6	7	9	1	3
	1.8060	ARM ASSY., EXHAUST VALVE ROCKER								
		ARM ASSY. INCLUDES BUSHINGS, PINS AND ROLLER ASSY. COMPONENTS NOT SERVICED SEPARATELY.								
	8929550	ARM ASSY., EXHAUST		6	6	6	6	6	6	6
	R8929550	ARM ASSY., EXHAUST (REMANUFACTURED)		AR	AR	AR	AR	AR	AR	AR
	9421740	PLUG, CUP 3/16" (12.9320)		12	12	12	12	12	12	12
	1.8070	JACOBS BRAKE CYLINDER								
	23507824	* KIT, JACOBS BRAKE RT SIDE ENGINE							1	
	23504431	BAR SPCR (JAKE BRAKE)			2			2		2
	23511681	BAR SPCR (JAKE BRAKE)		2		2			2	
	23513481	* KIT, JAKE BRAKE 12L					1			
	23515440	* KIT JAKE BRAKE 6 CYL 24V 12L			1					
		* PROCURE THRU JACOBS BRAKE.								
		* PROCURE FROM JACOBS BRAKE								
	1.8073	KIT, JACOBS BRAKE FIELD								
	23506113	-* KIT, JAKE BRAKE-SLAVE PISTON		AR	AR	AR	AR	AR	AR	AR
	23506874	*# KIT, JAKE BRAKE			AR		AR	AR	AR	AR
	23507825	┌ KIT, JAKE BRAKE 12L			AR		AR	AR	AR	AR
	23507826	KIT, JAKE BRAKE 12L			AR		AR	AR	AR	AR
	23504620	PIN, ROLLER O.S. (USED IN CONJUNCTION WITH 23504621 O.S. ROLLER)		AR	AR	AR	AR	AR	AR	AR
	23504621	ROLLER, O.S. (USED IN CONJUNCTION WITH 23504620 O.S. PIN)		AR	AR	AR	AR	AR	AR	AR
	23507824	KIT, JACOBS BRAKE RT SIDE ENGINE						AR		
	23513481	* KIT, JAKE BRAKE 12L				AR	1			
	23514080	KIT, JAKE BRAKE 12L		AR						
	23516137	* KIT JAKE BRK 4 CYL 12V 11.1L							1	
		# EFFECTIVE WITH 6R*)455 ON 12L UNITS.								
		* PROCURE THRU JACOBS BRAKE								
		@ THRU 6R-4454 ON 12L UNITS.								
		TO PROVIDE OVERSIZE PIN AND ROLLER FOR STD. PIN AND ROLLER USED IN RETROFITKIT23505133								
		* PROCURE THRU JACOBS BRAKE								
	1.8075	ARM ASSY., INTAKE VALVE ROCKER								
		ARM ASSY. INCLUDES BUSHINGS, PINS AND ROLLER ASSY. COMPONENTS NOT SERVICED SEPARATELY.								
	8929544	ARM ASSY., INTAKE		6	6	6	6	6	6	6

UNCONTROLLED COPY All information subject to change without notice.

Detroit Diesel®, the spinning arrows, and the Series 60® are registered trademarks of Detroit Diesel Corporation.

6SP161 9501 © 1995 DETROIT DIESEL CORPORATION

TYPES

FIG.	PART NO.	NAME AND DESCRIPTION	ASSY. SECT.	4	4	4	4	4	5	5
		1.8000 VALVE AND INJECTOR OPERATING MECHANISM		4	4	4	4	4	5	5
				9	9	9	9	9	0	0
				1	5	6	7	9	1	3
	1.8075	ARM ASSY., INTAKE VALVE ROCKER (cont.)								
	R8929544	ARM ASSY., INTAKE (REMANUFACTURED)		AR	AR	AR	AR	AR	AR	AR
	1.8080	ARM ASSY., INJECTOR ROCKER								
		ARM ASSY. INCLUDES BUSHINGS, PINS AND ROLLER ASSY. COMPONENTS NOT SERVICED SEPARATELY								
1	23511675 * R23513939 @	ARM ASSY., INJECTOR ARM ASSY. (REMANUFACTURED) * NOT SERVICED, FOR SERVICE USE 23513939 ROCKER ARM ASSY AND 23513530 SHAFT ASSY. @ ALSO USE ROCKER ARM SHAFT 23513530.		6 AR	6 AR	6 AR	6 AR	6 AR	6 AR	6 AR
	1.8135	SCREW, ROCKER ARM ADJUSTING								
	23505056	KIT, VLV. ADJ SCREW INJ & INTAKE ARMS (INCLUDES ITEMS IN 1.8135 MARKED AT A QTY. OF 1)		AR	AR	AR	AR	AR	AR	AR
	8929646	KIT, VLV ADJ. SCREW EXH ARMS (INCLUDES ITEMS IN 1.8135 MARKED "=" AT A QTY.OF 1)		AR	AR	AR	AR	AR	AR	AR
1	5138643	BUTTON (1.8090)		30	30	30	30	30	30	30
1	8929607	SCREW, W/3/16" INTERNAL SOCKET END		18	18	18	18	18	18	18
1	8929751	SCREW, W/9/32" EXTERNAL SOCKET END		12	12	12	12	12	12	12
1	5176830	NUT, 3/8"-24 JAM (1.8180)		30	30	30	30	30	30	30
1	8929494	RETAINER (1.8090)		30	30	30	30	30	30	30
	1.8160	SHAFT ASSY., ROCKER								
	23513530	SHAFT ASSY., LUBRITED (INCLUDES PLUG)		2	2	2	2	2	2	2
1	8929588	STUD, M12 X 1.75 X 123.0 (1.8170)		2	2	2	2	2	2	2
	8929740	SEAL, RING .134X.074X.480 I.D. (BLOCK TO GEAR CASE		2	2	2	2	2	2	2
	9421745	PLUG, CUP 1/2" (12.9330)		2	2	2	2	2	2	2
	23515464	BOLT M12 1.75X110.0LG HEX HD					obs	obs		
1	8929587	BOLT, M12 X 1.75 X 110.0 (1.7046)		6	6	6			6	6
	23504101	WASHER SPECIAL 10.9 I D. X 20.60 D					6	9		
1	23500708	NUT, M12X 1.75		2	2	2	2	2	2	2
	1.8173	SPACER, ROCKER SHAFT								
1	8929586	SPACER (01.8170)		8	8	8	8	8	8	8
	1.8310	VALVE, EXHAUST								
1	23507504	VALVE KIT (IDENTIFICATION-H) (INCLUDES SEAL IN 1.8320 AND LOCK IN 1.8370)		12	12	12	12	12	12	12

TYPES

FIG.	PART NO.	NAME AND DESCRIPTION	ASSY. SECT.	491	495	496	497	499	501	503				
		1.8000 VALVE AND INJECTOR OPERATING MECHANISM												
		VALVE, INTAKE												
1	1.8315 23501576	VALVE, INTAKE VALVE KIT (INCLUDES SEAL IN 1.8320 AND LOCK IN 1.8370)		12	12	12	12	12	12	12				
		GUIDE, EXHAUST VALVE												
1	1.8320 8929631	GUIDE, EXHAUST VALVE GUIDE, (14.30MM-14.32MM DIA.)		24	24	24	24	24	24	24				
1	8929072	SEAL		24	24	24	24	24	24	24				
1	8929633	GUIDE (14.43MM-14.45MM DIA.)		AR	AR	AR	AR	AR	AR	AR				
		INSERT, EXHAUST VALVE												
1	1.8330 8929127	INSERT, (INTAKE) (STD) (7.155MM-7.257MM)		12	12	12	12	12	12	12				
1	8929625	INSERT, (INTAKE) (.010" U.S.) (6.901 MM-7.003MM)		AR	AR	AR	AR	AR	AR	AR				
1	8929126	INSERT, (EXHAUST) (STD) (6.261 MM-6.363MM)		12	12	12	12	12	12	12				
1	8929626	INSERT, (INTAKE) (.020" U.S.) (6.647MM-6.749MM)		AR	AR	AR	AR	AR	AR	AR				
1	8929627	INSERT, (INTAKE) (.030" U.S.) (6.393MM-6.495MM)		AR	AR	AR	AR	AR	AR	AR				
1	8929628	INSERT, (EXHAUST) (.010" U.S.) (6.007MM-6.109MM)		AR	AR	AR	AR	AR	AR	AR				
1	8929629	INSERT, (EXHAUST) (.020" U.S.) (5.753MM-5.855MM)		AR	AR	AR	AR	AR	AR	AR				
1	8929630	INSERT, (EXHAUST) (.030 U.S.) (5.499MM-5.601MM)		AR	AR	AR	AR	AR	AR	AR				
		SPRING, EXHAUST VALVE												
1	1.8340 8929415	SPRING (YELLOW STRIPE)		24	24	24	24	24	24	24				
		SEAT, EXHAUST VALVE												
		SPRING												
1	8929076	SEAT (2.2MM-2.4MM)		24	24	24	24	24	24	24				
1	8929634	SEAT (2.45MM-2.65MM)		AR	AR	AR	AR	AR	AR	AR				
1	8929635	SEAT (2.70MM-2.90MM)		AR	AR	AR	AR	AR	AR	AR				
1	8929636	SEAT (2.95MM-3.15MM)		AR	AR	AR	AR	AR	AR	AR				
		ROTATOR, VALVE												
1	1.8365 8929105	ROTATOR		24	24	24	24	24	24	24				
		LOCK, EXHAUST VALVE												
		SPRING												
1	1.8370 8929573	LOCK, KEY EXHAUST VALVE SPRING		48	48	48	48	48	48	48				

DETROIT DIESEL

series60engine

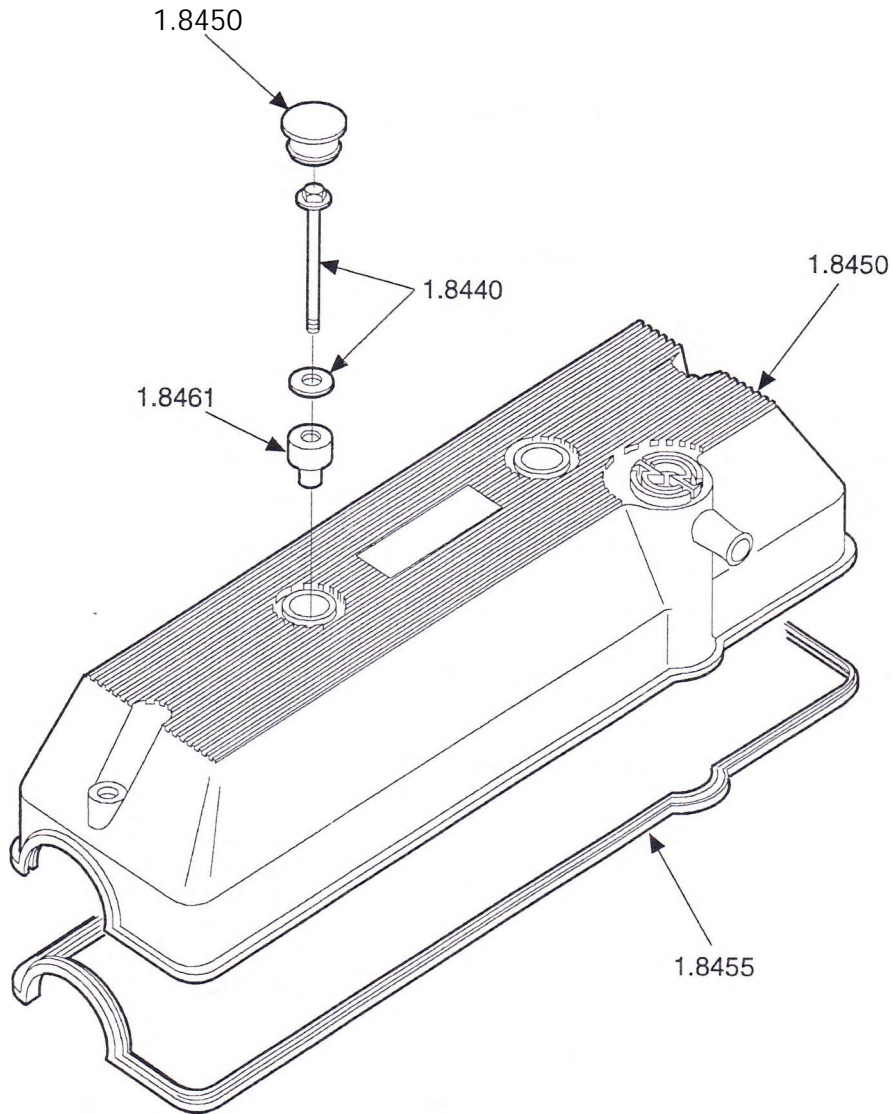


FIG. 1 ROCKER COVER ASSEMBLY

21786

FIG. 1 OF 1.8000A

DETROIT DIESEL

SERIES 60 ENGINE

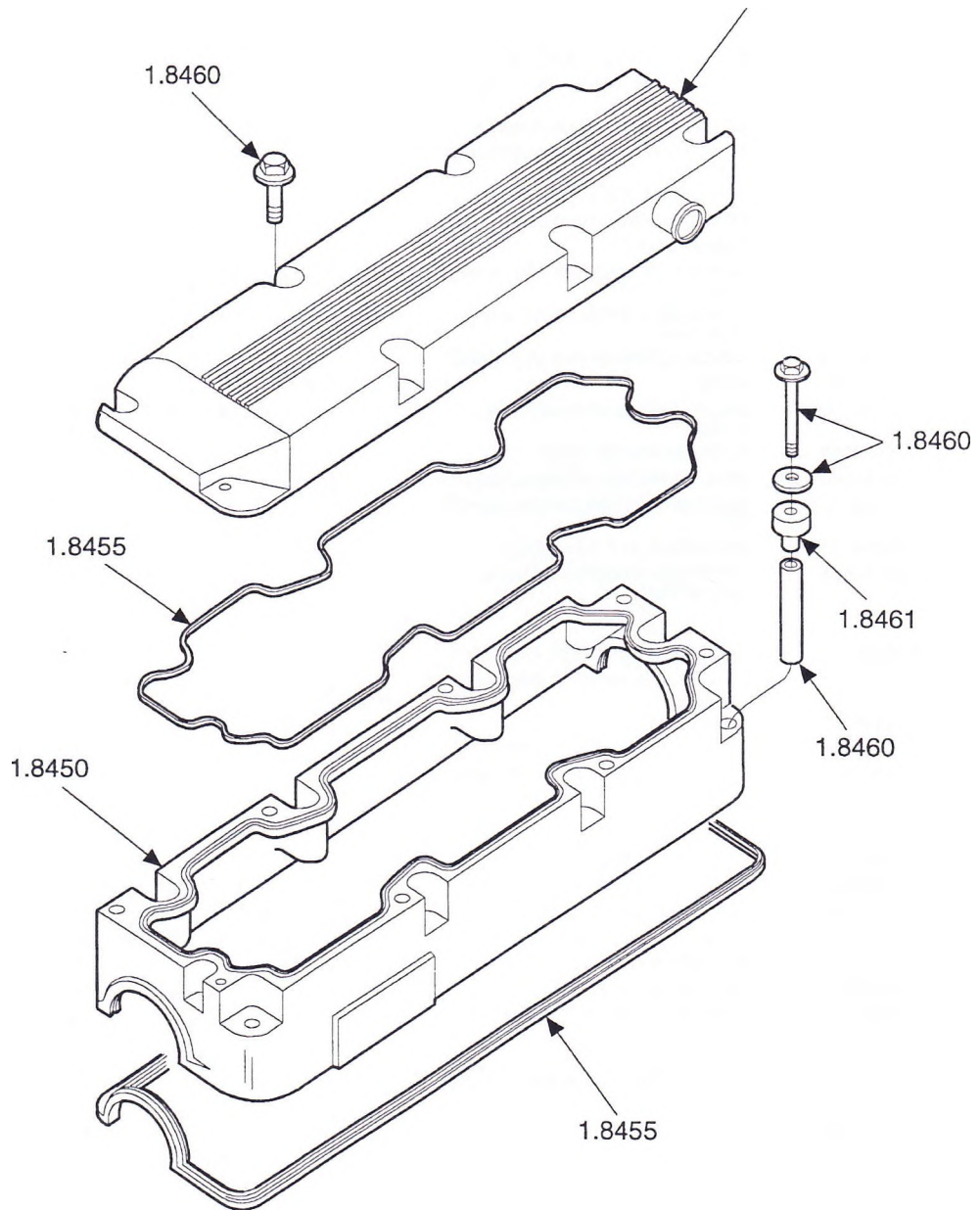


FIG. 2 ROCKER COVER

FIG. 2 OF 1.8000A

UNCONTROLLED COPY All information subject to change without notice.

Detroit Diesel®, the spinning arrows, and the Series 60® are registered trademarks of Detroit Diesel Corporation.

6SP161 9501 © 1995 DETROIT DIESEL CORPORATION

TYPES

FIG.	PART NO.	NAME AND DESCRIPTION	ASSY. SECT.	5	5	5	5	5	5	5
				2	3	3	3	4	6	7
				8	2	5	9	3	6	1
		1.8000A ROCKER COVER								
		COVER ASSY., ROCKER								
1	1.8450									
	8929139	COVER (THERMOSET SHEET MOLDING COMPOUND)	1							
	23505974	COVER, UPPER 3PC (ALUMINUM)						1		
	23511893	COVER UPR LOW PROF CAST BTHR HOLE							1	
	23513426	COVER UPR LOW PROF					1			
2	8929490	COVER, UPPER (ALUMINUM)		1						
2	8929812	COVER, UPPER			1					
	23505973	COVER, INTERMEDIATE 3PC (ALUMINUM)						1		
	23511634	COVER RKR LWR AL 2&3PC ENLRG SEAL GRV					1		1	1
2	8929653	COVER, LOWER 2&3 PC (ALUMINUM)			1	1		1		
1	23506062	PLUG	2					1		
1	23505110	DECAL, SERIES 60 NAME PLATE (1.8500)	AR	AR	AR	AR	AR	AR	AR	
	5106236	PLATE, BREATHER HOLE					1		1	
	5103646	SEAL DC ROCKER COVER BREATHER					1		1	
	5103647	RETAINER ROCKER COVER BREATHER					1		1	
	23504751	SCREW #10-24 X .50" (4.8055)					3		3	
	23517063	COVER VLV RKR 2PC UPR 4 CYL JAKE BRAKE								1
		GASKET, ROCKER COVER								
	1.8455									
	23506153	GASKET (USE WITH 23505973 ROCKER COVER)						1		
1,2	23516322	GASKET-ROCKER COVER S60	1	1	1	1	1	1	1	1
	23511991	GASKET LWR TO INTER UPR					1		1	1
2	8929803	GASKET, INTERMEDIATE (USE WITH 8929653 ROCKER COVER)		1	1			i		
		BOLT, ROCKER COVER								
1	1.8460									
	8929142	BOLT, M10X 1.5 X 130	4							
2	11504822	BOLT, M8 X 1.25 X 30		8	8	8	16	8	8	
2	11509519	BOLT, M8X 1.25X 100 MM		10	10	10	10	10	10	
1	5104514	WASHER, 3/8"								
2	8929774	SPACER, 82.1 MM LONG	4							
2	8929560	WASHER, 9.2MM I.D. X 32.0MM O.D.		10	10	10	10	10	10	10
				10	10	10	10	10	10	10
		ISOLATOR, ROCKER COVER BOLT								
1	1.8461									
	8929255	ISOLATOR	4							
2	8929559	ISOLATOR		10	10	10	to	10	10	

1.0000 Eiygme (less IIAJOR A88EWISUE8) ,0 LUBRICATING SYSTEM

- ! >000 ... CYLINDER block
- ! 1000A ... AIR BOX DRAINS
- i.2060...** * «T head
- f.SOOQA ENGINE. t > BRACKET
- 1.3000 ... crankshaft oil seals and STABILIZERS
- 1.3000A ... CRANKSHAFT FRONT COVER ROODS ... DAMPER
- ... CRANKSHAFT PULLEY
- 1.30000 ... CRANKSHAFT PULLEY BELT
- '03* ... R.Y WHEEL
- ... FLYWHEEL housing
- : . SOCK'S . R.Y WHEEL HOUSING ADA PTC..... I
- > .6000 . CONNECT'ING rod and piston
- 1.7000 ... CAMSLIAB'T AND GEAR TRAIN
- 7000A ... WEIGHT COVER
- ' WOODS . ACCESSORY DRIVE
- 1,3060 . . VALVE AND INJECTOR OPERATING
- 1 GOODA ... ROCKED COVER

- 1.1000A .. OH. PUMP
- <i : OCCIL
- AiOOOC .
- x.COA ...
- ... OIL FILTER
- A*#50A .. OH COOLER
- A 0030A ... L re"
- >10000A .. DIPSTICK
- 4YUCCA .. OH PAN**
- 4. SIX'S A .

5.060*3 COOUNQ SYSTEM

- A 1000 ...
- C I DDL A. ...
- 5.00003 .. THERMOSTAT
- 0 200GC .. WATER SYMESSTUSE
- 6.DOCKS ..
- ... FAN
- FIT000A . WATER FILTER

6.00011 EXHAUST SYSTEM

- 6 tOOOA ... EXHAUST MANIF OLX AND/OR COM N ECTIOM S
- 00A ... EXHAUST MU!"RoH AND/OR COMLICTIONS

2.0000 FUEL SYSTEM

- 2.1000A ... FUEL INJECTOR
- 2.1000B ... INJECTOR CONTROLS ELECTRONIC
- 2.2000 ... FUEL PUMP
- 2.3000A ... FUEL FILTER AND STRAINER
- 2.5000A ... FUEL LINES AND FUEL COOLER

7.mm ELECTRICAL INSTRUMENTS

- 7.1000A .
- 7.3000A ... STARTING MOTOR
- T.4QS0B ... TACHOMETER

3.0090 AIR SYSTEM

- 3. 1000A ... AIR CLEANER ANCHOR O ?
- 3.3000A . . AIR INLET HOUSMG
- 3.30000 . . MR INTAKE MANIFOLD
- 3.4000 . . BLOWER AND DRIVE
- 3.4000A . . BLOWER DRIVE SHAFT
- 3.S000A . . TURBOCHARGER

11,0000 i#SINE®U«Tf .

- xx1000A ... ENGINE MOUNTING BASE

12,0300 I : DII <\ SOUS

- 12.4000A . AIR COMPRESSO PI
- i3.5000A . HYDRAULIC PUMP
- APPEARANCE
- 12.3000A . . SUPPLIES
- 13.30303 . . FABRICATION MANIIT



UNCONTROLLED COPY All information subject to change without notice.

Detroit Diesel®, the spinning arrows, and the Series 60®

are registered trademarks of Detroit Diesel Corporation.

6SP161 9501 © 1995 DETROIT DIESEL CORPORATION

DETROIT DIESEL

SERIES 60 ENGINE

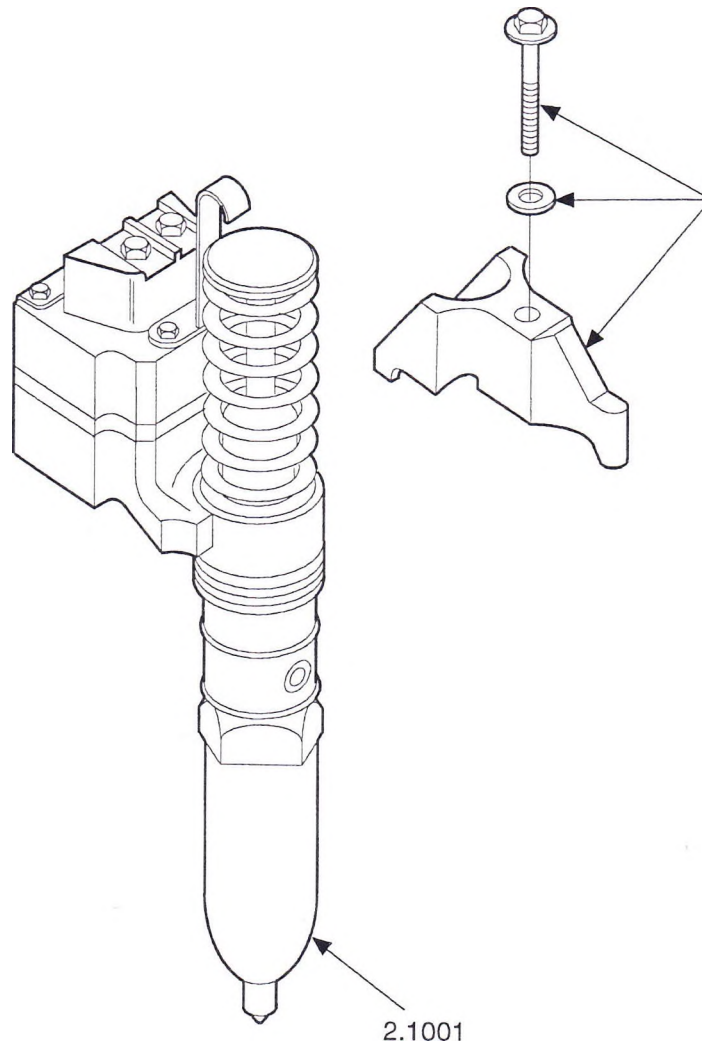


FIG. 1 ELECTRONIC UNIT INJECTOR (E.U.I)

FIG. 1 OF 2.1000A

UNCONTROLLED COPY *All information subject to change without notice.*
Detroit Diesel®, the spinning arrows, and the Series 60® are
registered trademarks of Detroit Diesel Corporation.
6SP161 9501 © 1995 DETROIT DIESEL CORPORATION

TYPES

FIG.	PART NO.	NAME AND DESCRIPTION	ASSY. SECT.	2	2	2	2	3	3	3	3	3	3	3	3	
				5	7	7	7	1	1	1	2	5	6	6	6	
				9	2	3	4	3	4	5	2	2	1	2	3	
		2.1000A FUEL INJECTOR														
		INJECTOR ASSY.														
1	R5234785	INJECTOR, 10MM 9.600X160-12.7L (REMANUFACTURED)		6												
1	R5234795	INJECTOR, 10MM 9.675X160-12.7L (REMANUFACTURED)			6											
1	R5234865	INJECTOR, 10MM 9.500X160-11L (REMANUFACTURED)				6										
1	R5234870	INJECTOR, 10MM 9.550X160-11L (REMANUFACTURED)					6									
1	R5234935	INJECTOR, 10MM 9.475X160-11L (REMANUFACTURED)						6								
1	R5234940	INJECTOR, 10MM 9.600X155-12.7L (REMANUFACTURED)						6								
1	R5234945	INJECTOR, 10MM 9.675X160-11L (REMANUFACTURED)							6							
1	R5234970	INJECTOR, 10MM 9.640X155-12.7L (REMANUFACTURED)								6						
	R5235550	INJECTOR, (10 MM 8.450 X 155)									6					
	R5235575	INJECTOR, (10MM,8-1.46 X 155)										6				
	R5235580	INJECTOR, (10MM,8-1.22 X 160)											6			
	R5235605	INJECTOR(10MM 9HOLE HI PRESS)11L												6		
		SERVICE KIT, INJECTOR														
	5234934	KIT, ELECTRONIC UNIT INJECTOR SOLENOID STATOR.		AR	AR	AR	AR	AR	AR	AR	AR	AR	AR	AR	AR	AR
	5234962	KIT, GROOVELESS SOLENOID		AR	AR	AR	AR	AR	AR	AR	AR	AR	AR	AR	AR	AR
	5234950	KIT, SOLENOID STATOR (CONTAINS AN ENGINE SET OF ASOLENOID STATORS)		AR	AR	AR	AR	AR	AR	AR	AR	AR	AR	AR	AR	AR
		RING, INJECTOR SEAL														
	5234702	RING, SEAL UPPER		1	1	1	1	1	1	1	1	1	1	1	1	1
	5234699	RING, SEAL LOWER		2	2	2	2	2	2	2	2	2	2	2	2	2
	5104701	SEAL RING, INJECTOR HOLE TUBE (1.2046) (AUXILIARY INJECTOR SEAL)		1	1	1	1	1	1	1	1	1	1	1	1	1
		CLAMP, INJECTOR														
1	8929088	CLAMP		6	6	6	6	6	6	6	6	6	6	6	6	6
1	8929021	WASHER		6	6	6	6	6	6	6	6	6	6	6	6	6
1	8929393	BOLT, M10 X 1.5 X 70.0 (12.9001)		6	6	6	6	6	6	6	6	6	6	6	6	6

UNCONTROLLED COPY All information subject to change without notice.

Detroit Diesel®, the spinning arrows, and the Series 60® are registered trademarks of Detroit Diesel Corporation.

6SP161 9501 © 1995 DETROIT DIESEL CORPORATION

21000A FUEL INJECTOR

BDC for engine manuals and specs
<https://barringtondieselclub.co.za/>

TYPE BREAKDOWN

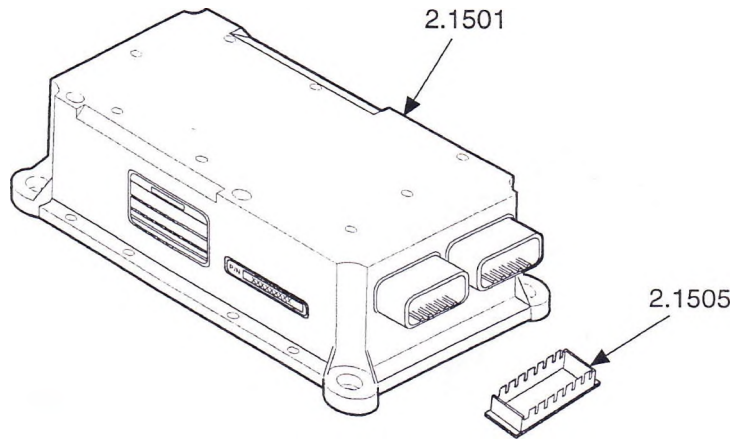
SERIES 60 PARTS CATALOG

TYPES

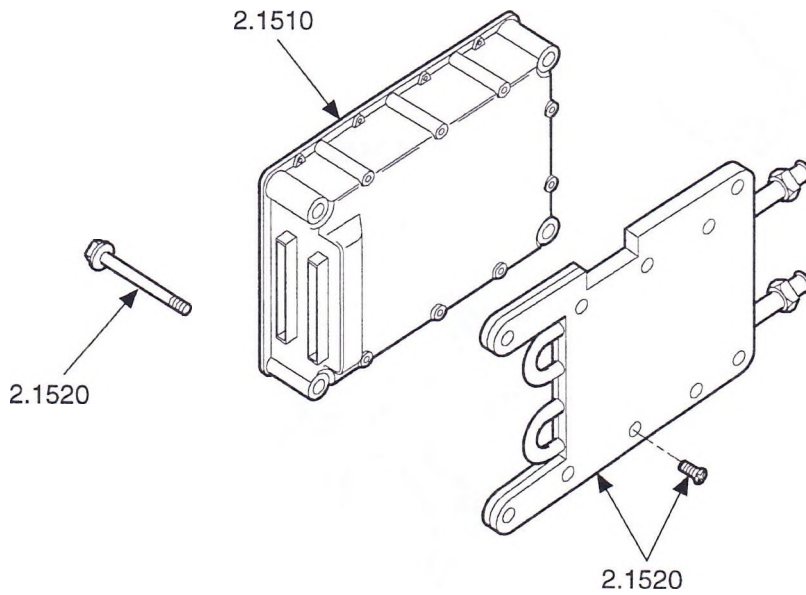
FIG. PART NO.	NAME AND DESCRIPTION	ASSY. SECT.
	2.1000A FUEL INJECTOR	3
		7
		3
2.1001	INJECTOR ASSY.	
R5235695	INJECTOR, (10MM,9.640 X 155) 12L	6
2.1002	SERVICE KIT, INJECTOR	
5234934	KIT, ELECTRONIC UNIT INJECTOR SOLENOID STATOR.	AR
5234962	KIT, GROOVELESS SOLENOID	AR
5234950	KIT, SOLENOID STATOR (CONTAINS AN ENGINE SET OF ASOLENOID STATORS)	AR
2.1040	RING, INJECTOR SEAL	
5234702	RING, SEAL UPPER	1
5234699	RING, SEAL LOWER	2
5104701	SEAL RING, INJECTOR HOLE TUBE (1.2046) (AUXILIARY INJECTOR SEAL)	1
2.1270	CLAMP, INJECTOR	
8929088	CLAMP	6
8929021	WASHER	6
8929393	BOLT, M10 X 1.5 X 70.0 (12.9001)	6

DETROIT DIESEL

SERIES 60 ENGINE



ELECTRONIC CONTROL MODULE, E.C.M.



ELECTRONIC DISTRIBUTION UNIT, E.D.U.

FIG. 1 DDEC I, ELECTRONIC MODULES

21677

FIG. 1 OF 2.1000B

UNCONTROLLED COPY All Information subject to change without notice.

Detroit Diesel®, the spinning arrows, and the Series 60® are registered trademarks of Detroit Diesel Corporation.

6SP161 9501 © 1995 DETROIT DIESEL CORPORATION

BDC for engine manuals and specs
<https://barringtondieselclub.co.za/>

DETROIT DIESEL

series60 engine

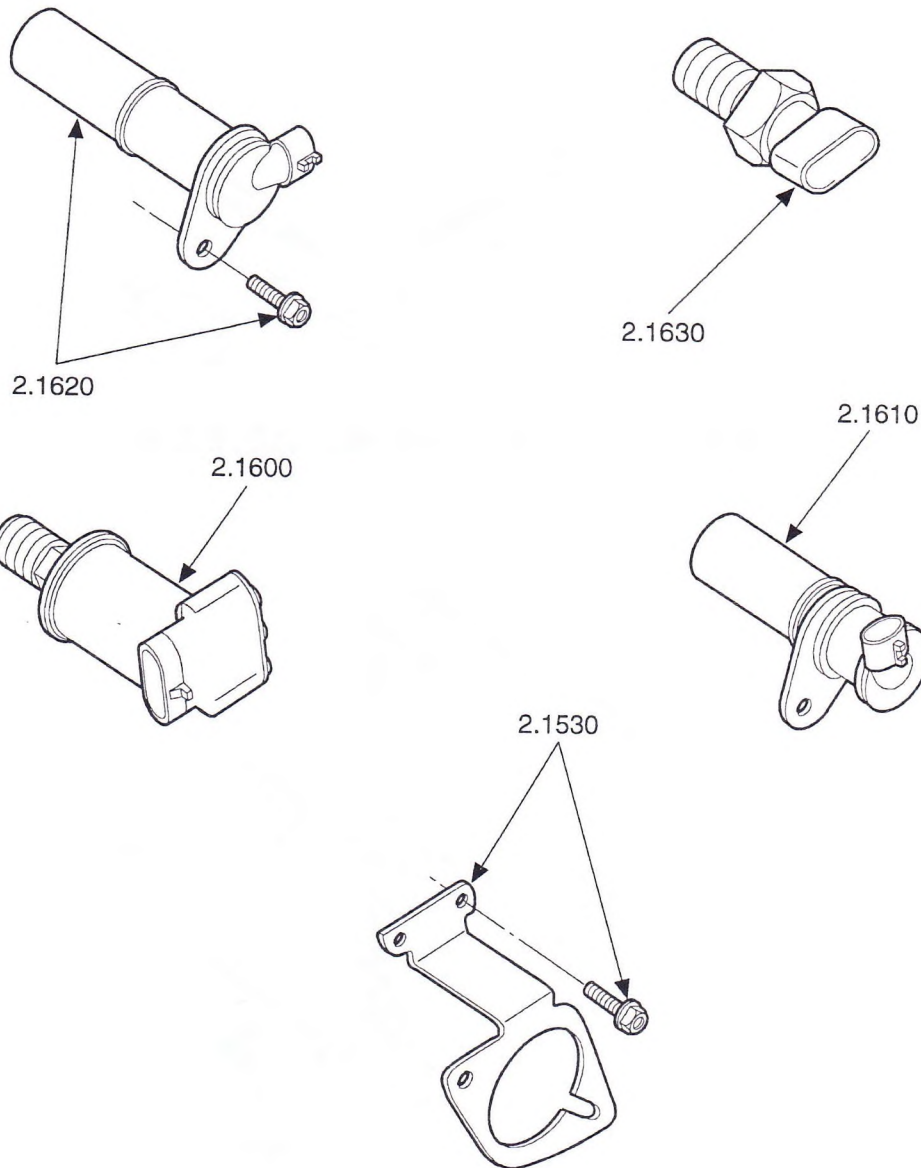


FIG. 2 ELECTRONIC INJECTOR CONTROLS

24082

FIG. 2 OF 2.1000B

DETROIT DIESEL

SERIES 60 ENGINE

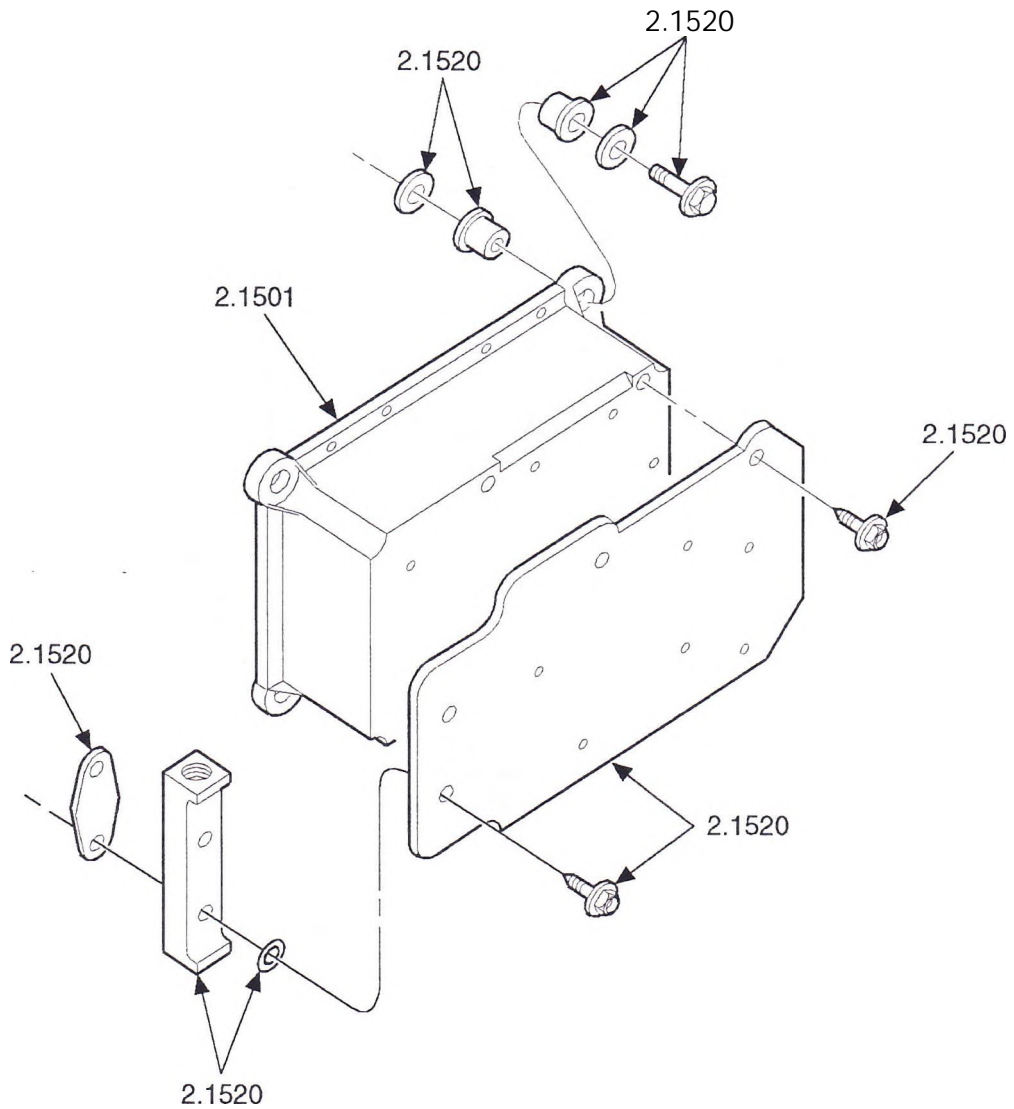


FIG. 3 ELECTRONIC CONTROL MODULE (ECM, DDEC II)

FIG. 3 OF 2.1000B

DETROIT DIESEL

SERIES 60 ENGINE

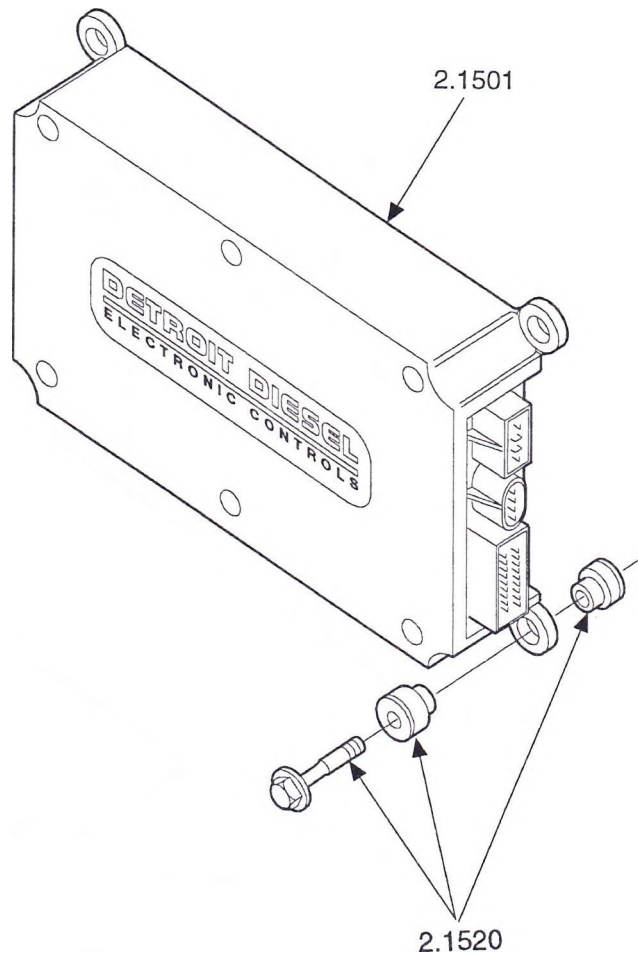


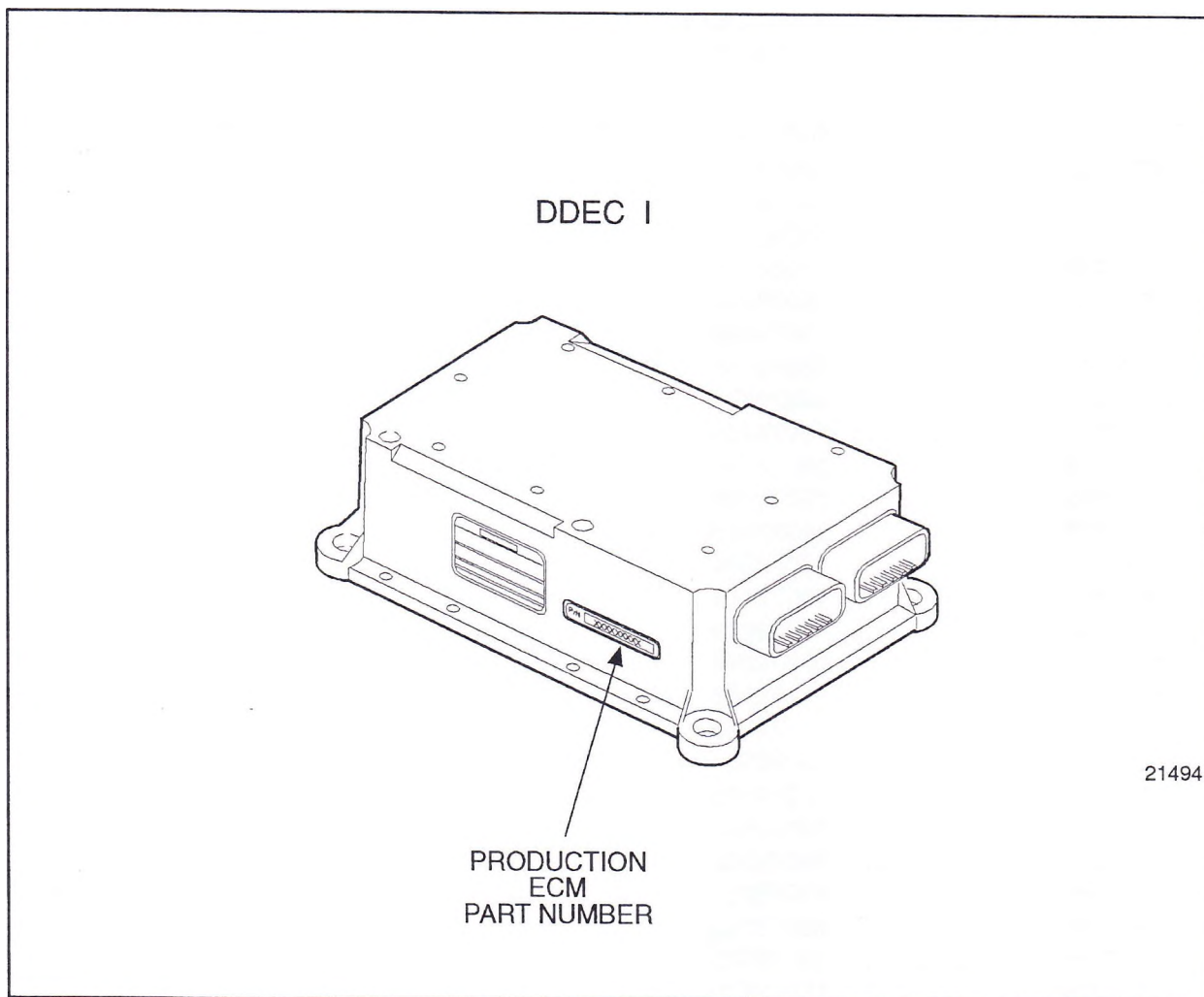
FIG. 4 ELECTRONIC CONTROL MODULE
(ECM, DDEC III)

24090

FIG. 4 OF 2.1000B

DETROIT DIESEL

SERIES 60 ENGINE



PRODUCTION ECM	PROM AND CARRIER ASSEMBLY 2.1505	REMARKS
----------------	-------------------------------------	---------

16068489	16068846	
16068499	16068852	
16068509	16068857	
16068519	16068863	
16068529	16068868	
16068539	16068882	
16068549	16068887	
16068559	16068893	
16068569	16068898	
16068579	16068904	

UNCONTROLLED COPY *All information subject to change without notice.*

Detroit Diesel®, the spinning arrows, and the Series 60® are registered trademarks of Detroit Diesel Corporation.

6SP161 9501 © 1995 DETROIT DIESEL CORPORATION

BDC for engine manuals and specs
<https://barringtondieselclub.co.za/>

PRODUCTION ECM

**PROM AND
CARRIER
ASSEMBLY**
2.1505

REMARKS

16068589	16068909
16068599	16068915
16068609	16068920
16068619	16068930
16068629	16068936
16071799	16072454
16071809	16072459
16071819	16072465
16071829	16072473
16071839	16072478
16071849	16072484
16071859	16072489
16071869	16072495
16071879	16072500
16071889	16072506
16071899	16072512
16071919	16072517
16071929	16072523
16071939	16072528
16071949	16072534
16071959	16072539
16071969	16072545
16071979	16072550
16071989	16072555
16071999	16072560
16072009	16072565
16072019	16072570
16072029	16072575
16072039	16072580
16076149	16076893
16076159	16076898
16076169	16076904
16076179	16076909
16076189	16076915
16076199	16076920
16076209	16076926
16076239	16076948
16076249	16076954
16076259	16076959
16076269	16076965
16076279	16076974
16076289	16076979
16076299	16076990

UNCONTROLLED COPY All information subject to change without notice.

Detroit Diesel®, the spinning arrows, and the Series 60® are

registered trademarks of Detroit Diesel Corporation.
6SP161 9501 © 1995 DETROIT DIESEL CORPORATION

PRODUCTION ECM	PROM AND CARRIER ASSEMBLY	REMARKS
	2.1505	
16076309	16076996	
16076319	16077002	
16076329	16077032	
16076339	16077038	
16076349	16077044	
16076359	16077049	
16076369	16077055	
16076379	16077060	
16076389	16077066	
16076399	16077072	
16076409	16077077	
16076419	16077083	
16076429	16077088	
16076439	16077094	
16076449	16077099	
16076459	16077105	
16076469	16077110	
16076479	16077116	
16076489	16077122	
16076499	16077127	
16076509	16077133	
16076519	16077212	
16076529	16077217	
16076539	16077223	
16076549	16077228	
16076559	16077234	
16076569	16077239	
16076579	16077245	
16076589	16077250	
16056599	16077256	
16076609	16077262	
16076619	16077267	
16076629	16077273	
16076639	16077278	
16076649	16077284	
16076659	16077364	
16076669	16077370	
16076679	16077375	
16076689	16077381	
16076699	16077386	
16076709	16077392	
16076719	16077397	
16076729	16077410	

UNCONTROLLED COPY *All information subject to change without notice.*

Detroit Diesel®, the spinning arrows, and the Series 60®

are registered trademarks of Detroit Diesel Corporation.

6SP161 9501 © 1995 DETROIT DIESEL CORPORATION

TYPE BREAKDOWN

SERIES 60 PARTS CATALOG

PRODUCTION ECM	PROM AND CARRIER ASSEMBLY 2.1505	REMARKS
16076739	16077415	
16076749	16077420	
16076759	16077425	
16076769	16077430	
16076779	16077435	
16076789	16077440	
16076799	16077445	
16076809	16077450	
16076819	16077455	
16076829	16077460	
16076839	16077465	
16076849	16077470	
16076859	16077475	
16076869	16077480	
16076879	16077485	
16076889	16077490	
16078129	16078166	
16078139	16078172	
16078149	16078177	
16078159	16078183	
16078169	16078188	
16078179	16078194	
16078189	16078200	
16078199	16078205	
16078209	16078211	
16078219	16078216	
16078229	16078222	
16078239	16078227	
16078249	16078233	
16078259	16078238	
16078269	16078268	
16078279	16078296	
16078289	16078313	
16078299	16078352	
16078309	16078380	
16078319	16078244	
16078329	16078263	
16078339	16078307	
16078349	16078335	
16078359	16078374	
16078369	16078252	
16078379	16078257	
16078389	16078274	

PRODUCTION ECM	PROM AND CARRIER ASSEMBLY 2.1505	REMARKS
16078399	16078280	
16078409	16078285	
16078419	16078291	
16078429	16078318	
16078439	16078330	
16078449	16078341	
16078459	16088346	
16078469	16078302	
16078479	16078324	
16078489	16078357	
16078499	16078363	
16078509	16078368	
16078519	16078385	
16078529	16078391	
16078539	16078407	
16078549	16078424	
16078559	16078435	
16078569	16078396	
16078579	16078402	
16078589	16078413	
16078599	16078418	
16078609	16078430	
16078619	16078463	
16078629	16078474	
16078639	16078491	
16078649	16078513	
16078659	16078518	
16078669	16078524	
16078679	16078441	
16078689	16078446	
16078699	16078452	
16078709	16078457	
16078719	16078468	
16078729	16078480	
16078739	16078485	
16078749	16078496	
16078759	16078502	
16078769	16078507	
16078779	16078530	
16078789	16078541	
16078799	16078552	
16078809	16078535	
16078819	16078546	

UNCONTROLLED COPY All information subject to change without notice.

Detroit Diesel®, the spinning arrows, and the Series 60® are registered trademarks of Detroit Diesel Corporation.

6SP161 9501 © 1995 DETROIT DIESEL CORPORATION

BDC for engine manuals and specs
<https://barringtondieselclub.co.za/>

PRODUCTION ECM	PROM AND CARRIER ASSEMBLY 2.1505	REMARKS
16078829		
16078839	16078563	
16078849	16078568	
16078859	16078574	
16078869	16078580	
16078879	16078591	
16078889	16078596	
16078899	16078602	
16078909	16078607	
16078919	16078613	
16078929	16078618	
16078939	16078694	
16078949	16078700	
16078959	16078705	
16078969	16078711	
16078979	16078716	
16078989	16078722	
16078999	16078727	
16079009	16078734	
16079019	16078740	
16079029	16078814	
16079039	16078820	
16079049	16078825	
16079059	16078831	
16079069	16078836	
16079079		
16079089	16078847	
16079099	16078858	
16079109	16078864	
16079119	16078870	
16079129	16078900	
16079139	16078907	
16079149	16078913	
16079159		
16079169		
16079179		
16079189		
16079199		
16079209	16078985	
16079219		
16079229		
16079239	16079003	
16079249	16079010	

PRODUCTION ECM	PROM AND CARRIER ASSEMBLY	REMARKS
	2.1505	
16079259	16079016	
16079269	16079022	
16079279	16079028	
16079289	16079034	
16079299	16079040	
16079309	16079045	
16079319	16079051	
16079329	16079056	
16079339	16079062	
16079349	16079067	
16079359	16079073	
16079369	16079078	
16079379	16079086	
16079389	16079092	
16079399	16079097	
16079409	16079103	
16079419	16079108	
16079429	16079114	
16079439	16079120	
16079449	16079125	
16079459	16079131	
16079469	16079136	
16079479	16079142	
16079489	16079147	
16079499	16079153	
16079509	16079158	
16079519	16079164	
16079529	16079170	
16079539	16079175	
16079549	16079181	
16079559	16079186	
16079569	16079192	
16079579	16079197	
16079589	16079203	
16079599	16079208	
16079609	16079214	
16079619	16079220	
16079629	16079225	
16079639	16079274	
16079649	16079280	
16079659	16079286	
16079669	16079293	
16079679	16079298	

UNCONTROLLED COPY *All information subject to change without notice.*
 Detroit Diesel®, the spinning arrows, and the Series 60®
 are registered trademarks of Detroit Diesel Corporation.

PRODUCTION ECM

**PROM AND
CARRIER
ASSEMBLY**
2.1505

REMARKS

16079259	16079016
16079269	16079022
16079279	16079028
16079289	16079034
16079299	16079040
16079309	16079045
16079319	16079051
16079329	16079056
16079339	16079062
16079349	16079067
16079359	16079073
16079369	16079078
16079379	16079086
16079389	16079092
16079399	16079097
16079409	16079103
16079419	16079108
16079429	16079114
16079439	16079120
16079449	16079125
16079459	16079131
16079469	16079136
16079479	16079142
16079489	16079147
16079499	16079153
16079509	16079158
16079519	16079164
16079529	16079170
16079539	16079175
16079549	16079181
16079559	16079186
16079569	16079192
16079579	16079197
16079589	16079203
16079599	16079208
16079609	16079214
16079619	16079220
16079629	16079225
16079639	16079274
16079649	16079280
16079659	16079286
16079669	16079293
16079679	16079298

UNCONTROLLED COPY *All information subject to change without notice.*

Detroit Diesel®, the spinning arrows, and the Series 60®
are registered trademarks of Detroit Diesel Corporation.

6SP161 9501 © 1995 DETROIT DIESEL CORPORATION

PRODUCTION ECM	PROM AND CARRIER ASSEMBLY	REMARKS
	2.1505	
16079689	16079305	
16079699	16079312	
16079709	16079317	
16079719	16079323	
16079729	16079328	
16079739	16079334	
16079749	16079340	
16079759	16079345	
16079769	16079352	
16079779	16079357	
16079789	16079364	
16079799	16079370	
16079809	16079375	
16079819	16079381	
16079829	16079386	
16079839	16079392	
16079849	16079397	
16079859	16079403	
16079869	16079408	
16079879	16079553	
16079889	16079562	
16079899	16079568	
16079909	16079575	
16079919	16079583	
16079929	16079588	
16079939	16079595	
16079949	16079602	
16079959	16079607	
16079969	16079613	
16079979	16079618	
16079989	16079624	
16079999	16079630	
16080009	16079635	
16080019	16079641	
16080029	16079646	
16080039	16079652	
16080049	16079657	
16080059	16079663	
16080069	16079668	
16080079	16079677	
16080089	16079683	
16080099	16079688	
16080109	16079694	

PRODUCTION ECM	PROM AND CARRIER ASSEMBLY 2.1505	REMARKS
16080119	16079700	
16080129	16079705	
16080139	16079711	
16080149	16079716	
16080159	16079722	
16080169	16079727	
16080179	16079733	
16080189	16079744	
16080199	16079754	
16080229	16079771	
16080239	16079776	
16080239	16079804	
16080319	16079821	
16080329	16079826	
16080349	16079837	
16080359	16079843	
16080369	16079848	
16080399	16079855	
16080419	16079866	
16080449	16079975	
16080459	16079981	
16080469	16079986	
16080479	16079992	
16080489	16080001	
16080499	16078758	
16080509	16078764	
16080519	16078770	
16080529	16078775	
16080539	16078781	
16080549	16078786	
16080559	16078792	
16080569	16078797	
16080579	16078803	
16080589	16078808	
16080639	16078893	
16080429	16079872	
16080599	16078853	
16080609	16078875	
16080619	16078881	
16080629	16078887	

UNCONTROLLED COPY *All information subject to change without notice.*
 Detroit Diesel®, the spinning arrows, and the Series 60®
 are registered trademarks of Detroit Diesel Corporation.
 6SP161 9501 © 1995 DETROIT DIESEL CORPORATION

TYPES

FIG.	PART NO.	NAME AND DESCRIPTION	ASSY. SECT.	3	4	1	1	1	1	2	2	2	2	2
				9	0	7	8	8	9	9	0	2	2	3
						8	4	7	0	1	3	0	7	4
		2.1000B INJECTOR CONTROLS ELECTRONIC												
	2.1501	MODULE ASSY., ELECTRONIC CONTROL (ECM)												
1	R1227327	MODULE, REMANUFACTURED (ECM) W/O PROM			1									
3	R7570049	MODULE, REMANUFACTURED W/ PROM				1	1	1	1	1	1		1	1
	R23514706	KIT CONVERSION DDECI TO DDECII (REMANUFACTURED)			AR									
	R6136806	MODULE, W/SHIFTED CRYSTAL (REMANUFACTURED)				AR	AR	AR	AR	AR	AR		AR	AR
	2.1502	KIT, EPROM STABILIZER												
	16171618	KIT, STABILIZER DDEC II ECM				AR	AR	AR	AR	AR	AR		AR	AR
	R16171618	KIT, STABILIZER (REMANUFACTURED)				AR	AR	AR	AR	AR	AR		AR	AR
	2.1505	PROM AND CARRIER ASSY., ELECTRONIC CONTROL												
		NOTE: TO PROCURE THE SERVICE PROM AND CARRIER ASSEMBLY PART NUMBER OBTAIN THE ECM PRODUCTION PART NUMBER SHOWN ON THE PART NUMBER LABEL LOCATED ON THE SIDE OF THE ECM ASSEMBLY. NOW, REFER TO THE PROM AND CARRIER ASSEMBLY CHART AND LOCATE THAT ECM NUMBER, THE SERVICE PROM AND CARRIER ASSEMBLY PART NUMBER IS LISTED IN A COLUMN TO THE RIGHT OF THE PRODUCTION ECM NUMBER.												
1	XXXXXXX X	PROM AND CARRIER ASSY. (REFER TO CHART)			1									
	2.1510	MODULE, ELECTRONIC DISTRIBUTOR UNIT (EDU)												
	R1227328	MODULE, REMANUFACTURED (EDU)			1									
	2.1520	PLATE ASSY., ELECTRONIC DISTRIBUTOR UNIT COLD												
3	23502860	PLATE (DDEC II)				1	1	1		1		1	1	
3	23503565	PLATE, RETAINER				1	1	1		1		1	1	
1	8929426	PLATE ASSY.		1	1									
	23502858	SEAL, FUEL FILTER TO PLATE				2	2	2						
3	23502879	ISOLATOR, ECM MOUNT (DDEC II)				8	8	8	8	8		8	8	8
3	23503566	FITTING, BLOCK END PLATE				1	1	1						
3	23504640	FITTING, BLOCK END PLATE								1		1	1	
3	23504641	SEAL, FUEL FITTING BLOCK								2		2	2	
3	8929874	SPACER, ECM ISOLATOR 3.0-3.4 THK					8	8	8	8		8	8	8
3	11504822	BOLT, M8 X 1.25 X 30				4								
3	11504972	BOLT, M6 X 1.00 X 30 MM				2						2	2	
3	11509513	BOLT, M8 X 1.25 X 40 MM							4			4	4	4
1	11509518	BOLT, M8 X 1.25 X 90 MM												
3	11504603	SCREW, M8X1.00X25.0 MM		4	4									
1	23500530	SCREW, 1/4"-20X3/4"		9	9									

TYPES

FIG.	PART NO.	NAME AND DESCRIPTION	ASSY. SECT.	3	4	1	1	1	1	1	2	2	2	2	2
		2.1000B INJECTOR CONTROLS ELECTRONIC		9	0	8	4	7	0	1	3	0	7	4	9
		2.1530 BRACKET, ELECTRONIC DISTRIBUTOR UNIT													
2	8929431	BRACKET (22 PIN CONNECTOR)		1	1										
2	11503454	BOLT, M10X 1.5X20.0		2	2										
		2.1580 CONNECTOR, PERIPHERAL													
	12040945	SEAL, CONNECTOR (5-PIN HARNESS)		AR	AR	AR	AR	AR	AR	AR	AR	AR	AR	AR	AR
	12059226	SEAL, CONNECTOR (6-PIN HARNESS)		AR	AR	AR	AR	AR	AR	AR	AR	AR	AR	AR	AR
		2.1600 SENSOR, OIL PRESSURE													
2	23511176	SENSOR, OIL/FUEL PRESSURE		1	1	1			1				1	1	1
	5101020	STRAP, NYLON (2.5255)		3	3	3	3	3	3	3			3	3	3
	11503454	BOLT, M10X 1.5X20.0		1	1	1							1	1	1
	11504986	BOLT, MB X 1.25X14 MM		1	1	1									
		2.1610 SENSOR, MAG. IDLER													
2	8929387	SENSOR (SRS)		1	1	1	1	1	1	1	1		1	1	1
	11504986	BOLT, M8X 1.25 X 14 MM		1	1	1	1	1	1	1	1		1	1	1
		2.1620 SENSOR, MAG. CRANKSHAFT													
2	8929388	SENSOR (TRS)		1	1	1	1	1	1	1	1		1	1	1
2	11504986	BOLT, M8X 1.25X14 MM		1	1	1	1	1	1	1	1		1	1	1
		2.1630 SENSOR, OIL AND AIR TEMPERATURE													
2	25036693	SENSOR ASSY., OIL WAT, FUEL & AIR TEMP		1	1	2	1	1	1	1	1		1	1	1
2	23503951	FITTING, FUEL TEMP SENSOR											1	1	
		2.1665 SENSOR, COOLANT LEVEL													
	23503509	SENSOR, 3/8" PROBE (2.1670)		AR	AR	AR	AR	AR	AR	AR	AR				
	23503510	SENSOR, 1/4" PROBE (2.1670)		AR	AR	AR	AR	AR	AR	AR	AR	AR			
	23503507	MODULE (2.1670)		AR	AR	AR	AR	AR	AR	AR	AR				
	23505265	MODULE ASSY.											AR		
	23503508	HARNESS, WIRE (2.1670)		AR	AR	AR	AR	AR	AR	AR	AR	AR	AR	AR	AR
	12015323	SEAL, WIRE HARNESS		AR	AR	AR	AR	AR	AR	AR	AR	AR	AR	AR	AR
	12089040	TERMINAL, WEATHER PACK (2.6645)		AR	AR	AR	AR	AR	AR	AR	AR	AR	AR	AR	AR
		2.1670 KIT, COOLANT LEVEL SENSOR													
		A KIT INCLUDES ALL ITEMS IN 2.1665													
	23503512	KIT, COOLANT LEVEL SENSOR (1/4" PROBE)		AR	AR	AR	AR	AR	AR	AR	AR				
	23506123	KIT, COOLANT LEVEL SENSOR(1/4" PROBE)											AR		
	23503513	KIT, COOLANT LEVEL SENSOR (3/8" PROBE)		AR	AR	AR	AR	AR	AR	AR	AR				

UNCONTROLLED COPY, All information subject to change without notice. Detroit Diesel®, the spinning arrows, and the Series 60® are registered trademarks of Detroit Diesel Corporation. 6SP161 9501 © 1995 DETROIT DIESEL CORPORATION

TYPES

PART NO.	NAME AND DESCRIPTION	ASSY. SECT.	39	40	178	184	187	190	191	203	220	227	234	239
	2.1000B INJECTOR CONTROLS ELECTRONIC													
2.1700	HARNESS, ELECTRONIC DISTRIBUTOR UNIT TO INJECTOR													
12087832	HARNESS INJ. DDEC I ANTI-CAPILLARY WIRE		1	1										
12114461	HARNESS EDU TO INJ DDEC II JAKE BRK						1	1						
23506183	HARNESS (DDEC II)											1		
8929469	HARNESS (DDEC II)				1	1			1					
5101020	STRAP, NYLON (2.5255)						2	2						
8929534	CLIP		1	1	1	1	1	1	1	1		1	1	1
11509511	BOLT, M8X 1.25X20 MM		2	2	2	2	2	2	2	2		2	2	2
2.1702	COVER, INJECTOR HARNESS													
8929508	COVER		1	1	1	1	1	1	1	1		1	1	1
2.1720	HARNESS, ENGINE SENSORS TO DISCONNECT													
8929390	HARNESS		1	1										
23506182	HARNESS (DDEC II)											1	1	
23506371	HARNESS ASM GOV PRESS SENSOR PIGTAIL													1
23508374	HARNESS ENG SENSOR DDECII 3WAY													1
8929468	HARNESS (DDEC II)				1	1	1	1	1	1				
23505962	TRANSDUCER GOVERNING PRES-SURE													
11503454	BOLT, M10X 1.5X20.0								1					
11504986	BOLT, M8X 1.25X14 MM		2	2	2	4	4	4	4	4		4	4	4
120380	LOCKWASHER, 1/4"		2	2										
120392	WASHER, 1/4"		1	1										
120375	NUT, 1/4-20		2	2										
2.1755	KIT, REPOWER CONNECTOR AND TERMINAL													
23502685	KIT, REPOWER CONNECTOR AND TERMINAL DDEC II		AR	AR	AR	AR	AR	AR	AR	AR				
2.1757	REPAIR KIT, HARNESS TERMINAL													
23503157	REPAIR KIT, HARNESS TERMINAL DDEC II		AR	AR	AR	AR	AR	AR	AR	AR				
2.1758	REPAIR KIT, CONNECTOR AND SEAL HARNESS													
23503158	REPAIR KIT, CONNECTOR AND SEAL HARNESS DDEC II		AR	AR	AR	AR	AR	AR	AR	AR				
23503159	REPAIR KIT, CONNECTOR AND SEAL HARNESS DDEC II		AR	AR	AR	AR	AR	AR	AR	AR				
2.1900	TRIP RECORDER ANALYSIS CONTROL SYSTEM													
R23515448	PRO DRIVER DETROIT DIESEL (RE-MANUFACTURED)FLUSH MT				AR	AR	AR	AR	AR	AR		AR	AR	AR
R23515649	PRO DRIVER DETROIT DIESEL (RE-MANUFACTURED)SURFACE MT				AR	AR	AR	AR	AR	AR		AR	AR	AR

TYPES

PART NO.	NAME AND DESCRIPTION	ASSY. SECT.	TYPES																		
			39	40	178	184	187	190	191	203	220	227	234	239							
	2.1000B INJECTOR CONTROLS ELECTRONIC																				
2.1900	TRIP RECORDER ANALYSIS CONTROL SYSTEM (cont.)																				
R23515668	PRO DRIVER PETERBILT FLUSH MT				AR	AR	AR	AR	AR	AR			AR	AR	AR						
R23515669	PRO DRIVER KENWORTH FLUSH MT				AR	AR	AR	AR	AR	AR			AR	AR	AR						
R23515670	PRO DRIVER FREIGHTLINER FLUSH MT				AR	AR	AR	AR	AR	AR			AR	AR	AR						
R23515671	PRO DRIVER VOLVO FLUSH MT				AR	AR	AR	AR	AR	AR			AR	AR	AR						
R23515672	PRO DRIVER FORD FLUSH MT				AR	AR	AR	AR	AR	AR			AR	AR	AR						
R23516428	PRO DRIVER KENWORTH SURFACE MT				AR	AR	AR	AR	AR	AR			AR	AR	AR						
23515448	PRO DRIVER DETROIT DIESEL FLUSH MT				AR	AR	AR	AR	AR	AR			AR	AR	AR						
23515649	PRO DRIVER DETROIT DIESEL SURFACE MT				AR	AR	AR	AR	AR	AR			AR	AR	AR						

UNCONTROLLED COPY AH information subject to change without notice.
 Detroit Diesel®, the spinning arrows, and the Series 60®
 are registered trademarks of Detroit Diesel Corporation.
 6SP161 9501 © 1995 DETROIT DIESEL CORPORATION

TYPES

FIG.	PART NO.	NAME AND DESCRIPTION	ASSY. SECT.	2	2	2	2	2	2	2	3	3	3	3	3	
				0	1	2	4	8	1	6	6	1	2	2	4	5
		2.1000B INJECTOR CONTROLS ELECTRONIC														
	2.1501	MODULE ASSY., ELECTRONIC CONTROL (ECM)														
4	R3513553	MODULE, REMANUFACTURED W/ PROM													1	1
3	R7570049	MODULE, REMANUFACTURED W/ PROM		1	1	1	1			1						
3	R7570050	MODULE, REMANUFACTURED (ECM) (DDEC II) (8V.16V)										1	1			
	7570049	MODULE, W/INTEGRAL PROM (DDEC II)							1							
	R6136806	MODULE, W/SHIFTED CRYSTAL (RE-MANUFACTURED)		AR	AR	AR	AR			AR	AR					
	2.1502	KIT, EPROM STABILIZER														
	16171618	KIT, STABILIZER DDEC II ECM		AR	AR	AR	AR		AR	AR	AR	AR	AR	AR		
	R16171618	KIT, STABILIZER (REMANUFACTURED)		AR	AR	AR	AR		AR	AR	AR	AR	AR	AR		
	2.1520	PLATE ASSY., ELECTRONIC DISTRIBUTOR UNIT COLD														
3	23502879	ISOLATOR, ECM MOUNT (DDEC II)		8	8	8	8			8						
3,4	23512307	ISOLATOR, ECM MOUNT (DDEC II)							8		8	8	8	8	8	8
3	8929874	SPACER, ECM ISOLATOR 3.0-3.4 THK		8	8	8	8		8	8						
3	11509513	BOLT, M8X 1.25X40 MM		4	4	4	4			4						
3,4	23512309	BOLT M8 1.25 SHOULDER 12 PT HD							4		4				4	4
	2.1580	CONNECTOR, PERIPHERAL														
	12040945	SEAL, CONNECTOR (5-PIN HARNESS)		AR	AR	AR	AR		AR	AR	AR	AR	AR	AR	AR	AR
	12059226	SEAL, CONNECTOR (6-PIN HARNESS)		AR	AR	AR	AR		AR	AR	AR	AR	AR	AR	AR	AR
	2.1600	SENSOR, OIL PRESSURE														
2	23511176	SENSOR, OIL/FUEL PRESSURE		1	1	1	1		1	1	1	1	2			1
	5101020	STRAP, NYLON (2.5255)		7	3	3	3		5		5	3	3	3	3	3
	11503454	BOLT, M10X 1.5X20.0			1		1		1	1	1	1				
	2.1610	SENSOR, MAG. IDLER														
2	8929387	SENSOR (SRS)		1	1	1	1		1	1	1	1	1	1	1	1
	11504986	BOLT, M8 X 1.25 X 14 MM		1	1	1	1		1	1	1	1	1	1	1	1
	2.1620	SENSOR, MAG. CRANKSHAFT														
2	8929388	SENSOR (TRS)		1	1	1	1		1	1	1	1	1	1	1	1
2	11504986	BOLT, M8 X 1.25 X 14 MM		1	1	1	1		1	1	1	1	1	1	1	1
	2.1630	SENSOR, OIL AND AIR TEMPERATURE														
	23514742	SENSOR ASM AIR TEMP BRS DDEC III														1
	23515250	SENSOR ASM AIR TEMP PLSTC													1	
2	25036693	SENSOR ASSY., OIL WAT, FUEL & AIR TEMP		1	1	1	1		1	1	1	1	1	1	1	2
	23509161	BOLT, M10 X 1.5 X 20.0 FLG HEADED S				1	1									

TYPES

PART NO.	NAME AND DESCRIPTION	ASSY. SECT.	TYPES											
			2	2	2	2	2	2	2	3	3	3	3	3
	2.1000B INJECTOR CONTROLS ELECTRONIC		2	2	2	2	2	2	2	3	3	3	3	3
			4	4	4	4	4	5	9	0	2	2	2	2
			0	1	2	4	8	1	6	6	1	2	4	5
2.1665	SENSOR, COOLANT LEVEL													
23503509	SENSOR, 3/8" PROBE (2.1670)							AR		AR		AR	AR	
23503510	SENSOR, 1/4" PROBE (2.1670)							AR		AR		AR	AR	
23514708	SENSOR ASM COOL TEMP DDEC III											1	1	
23503507	MODULE (2.1670)							AR		AR		AR	AR	
23505264	MODULE, COOLANT LEVEL SENSOR					1								
23515238	MODULE, COOLANT LEVEL SENSOR (DDEC III VOLVO)											AR	AR	
23503508	HARNESS, WIRE (2.1670)							AR		AR		AR	AR	
23509924	HARNESS WIRE					1								
12015323	SEAL, WIRE HARNESS							AR		AR		AR	AR	
23511474	PROBE COOLANT LEVEL SENSOR					1								
12077412	TERMINAL METRIC PACK 280 SERIES FEM					2								
12089040	TERMINAL, WEATHER PACK (2.6645)							AR		AR		AR	AR	
12103881	TERMINAL METRIC PACK 150 SERIES FEM					1								
15300027	CONNECTOR METRI PACK 280 SERIES					1								
2.1670	KIT, COOLANT LEVEL SENSOR													
	A KIT INCLUDES ALL ITEMS IN 2.1665													
23503512	KIT, COOLANT LEVEL SENSOR (1/4" PROBE)							AR		AR		AR	AR	
23511493	KIT COOLANT LEVEL SENSOR (1/4" PROBE)					1								
23503513	KIT, COOLANT LEVEL SENSOR (3/8" PROBE)							AR		AR		AR	AR	
2.1700	HARNESS, ELECTRONIC DISTRIBUTOR UNIT TO INJECTOR													
12114461	HARNESS EDU TO INJ DDEC II JAKE BRK	1						1	1					
12114464	HARNESS EDU TO INJ									1				
23513556	HARNESS ENG EDU TO INJ DDEC III											1		
23513557	HARNESS EDU TO INJ JAKE BRK												1	
8929469	HARNESS (DDEC II)		1	1	1						1	1		
5101020	STRAP, NYLON (2.5255)							2	7	2				
8929534	CLIP	1	1	1	1			1	1	1	1	1	1	1
11509511	BOLT, M8X 1.25X20 MM	2	2	2	2			2	2	2	2	2	2	2
2.1702	COVER, INJECTOR HARNESS													
8929508	COVER	1	1	1	1			1	1	1	1	1	1	1
2.1720	HARNESS, ENGINE SENSORS TO DISCONNECT													
23506182	HARNESS (DDEC II)											1		
23506371	HARNESS ASM GOV PRESS SENSOR PIGTAIL			1	1						1			
23508374	HARNESS ENG SENSOR DDECII 3WAY			1	1						1			
8929468	HARNESS (DDEC II)	1		1				1	1	1				

UNCONTROLLED COPY All Information subject to change without notice.
 Detroit Diesel®, the spinning arrows, and the Series 60®
 are registered trademarks of Detroit Diesel Corporation.
 6SP161 9501 © 1995 DETROIT DIESEL CORPORATION

TYPE BREAKDOWN

SERIES 60 PARTS CATALOG

TYPES

FIG.	PART NO.	NAME AND DESCRIPTION	ASSY. SECT.																	
		2.1000B INJECTOR CONTROLS ELECTRONIC																		
	2.1720	HARNES, ENGINE SENSORS TO DISCONNECT (cont.)																		
	23505962	TRANSDUCER GOVERNING PRES-SURE																		
	23513558	HARNES ENG SENSOR DDEC III																		
	12020833	CONNECTOR DDEC WIRE HARNES																		
	11503454	BOLT, M10X 1.5 X 20.0																		
	11504986	BOLT, M8 X 1.25 X 14 MM																		
	23509161	BOLT, M10 X 1.5 X 20.0 FLG HEADED S																		
	2.1755	KIT, REPOWER CONNECTOR AND TERMINAL																		
	23502685	KIT, REPOWER CONNECTOR AND TERMINAL DDEC II								AR		AR							AR	AR
	2.1757	REPAIR KIT, HARNES TERMINAL																		
	23503157	REPAIR KIT, HARNES TERMINAL DDEC II								AR		AR							AR	AR
	2.1758	REPAIR KIT, CONNECTOR AND SEAL HARNES																		
	23503158	REPAIR KIT, CONNECTOR AND SEAL HARNES DDEC II																		AR
	23503159	REPAIR KIT, CONNECTOR AND SEAL HARNES DDEC II																		AR
	2.1890	MINDER, ENGINE/MASTER CONTROL, MASTER MINDER																		
	23511984	CONTROL, MASTER MINDER																		
	23511985	CONTROL, ENGINE MINDER																		
	23512220	KIT, MASTER/ENGINE MINDER CON-NECTOR (INCLUDES CONNECTORS AND LOCKS IN 2.1890) 1																		
	23512221	CONNECTOR ASSY, 4 PIN RECEP-TACLE-DEUTSCH																		
	23512222	CONNECTOR ASSY, 8 PIN RECEP-TACLE-DEUTSCH																		
	23512223	CONNECTOR ASSY, 8 SOCKET PLUG-DEUTSCH																		
	23507136	SEAL PLUG, DEUTSCH																		
	23512224	LOCK, SECONDARY 4 PIN CONNEC-TOR-DEUTSCH																		
	23512225	LOCK, SECONDARY 8 PIN CONNEC-TOR-DEUTSCH																		
	23512226	LOCK, SECONDARY 8 SOCKET PLUG-DEUTSCH																		
	2.1900	TRIP RECORDER ANALYSIS CONTROL SYSTEM																		
	R23515448	PRO DRIVER DETROIT DIESEL (RE-MANUFACTURED)FLUSH MT								AR	AR	AR	AR						AR	AR
	R23515649	PRO DRIVER DETROIT DIESEL (RE-MANUFACTURED)SURFACE MT								AR	AR	AR	AR						AR	AR
	R23515668	PRO DRIVER PETERBILT FLUSH MT																		
	R23515669	PRO DRIVER KENWORTH FLUSH MT																		
	R23515670	PRO DRIVER FREIGHTLINER FLUSH MT								AR	AR	AR	AR						AR	AR
										AR	AR	AR	AR						AR	AR
										AR	AR	AR	AR						AR	AR

TYPES

PART NO.	NAME AND DESCRIPTION	ASSY. SECT.	TYPES											
			2	2	2	2	2	2	2	3	3	3	3	3
	2.1000B INJECTOR CONTROLS ELECTRONIC		2	2	2	2	2	2	2	3	3	3	3	3
			4	4	4	4	4	5	9	0	2	2	2	2
			0	1	2	4	8	1	6	6	1	2	4	5
2.1900	TRIP RECORDER ANALYSIS CONTROL SYSTEM (cont.)													
R23515671	PRO DRIVER VOLVO FLUSH MT	AR	AR	AR	AR				AR	AR	AR	AR		
R23515672	PRO DRIVER FORD FLUSH MT	AR	AR	AR	AR				AR	AR	AR	AR		
R23516428	PRO DRIVER KENWORTH SURFACE MT	AR	AR	AR	AR				AR	AR	AR	AR		
23515448	PRO DRIVER DETROIT DIESEL FLUSH MT	AR	AR	AR	AR				AR	AR				
23515649	PRO DRIVER DETROIT DIESEL SURFACE MT	AR	AR	AR	AR				AR	AR				

TYPES

FIG.	PART NO.	NAME AND DESCRIPTION	ASSY. SECT.	3	3	3	3	3	3	3	3	3	3	3	3
		2.1000B INJECTOR CONTROLS ELECTRONIC		3	3	3	3	3	3	3	3	3	3	3	3
				2	4	5	5	5	5	6	6	7	7	7	8
				8	3	2	4	7	8	9	1	5	1	5	7
	2.1501	MODULE ASSY., ELECTRONIC CONTROL (ECM)													
4	R3513553	MODULE, REMANUFACTURED W/OUT CAN (DDEC III)			1	1	1	1	1	1	1			1	1
3	R7570050	MODULE, REMANUFACTURED (ECM) (DDEC II) (8V, 16V)	1												
	2.1502	KIT, EPROM STABILIZER													
	16171618	KIT, STABILIZER DDEC II ECM	AR												
	R16171618	KIT, STABILIZER (REMANUFACTURED)	AR												
	2.1520	PLATE ASSY., ELECTRONIC DISTRIBUTOR UNIT COLD													
	23516935	PLATE ASM COLD ECM END MT DDEC III						1							1
3	23502879	ISOLATOR, ECM MOUNT (DDEC II)		8											
3,4	23512307	ISOLATOR, ECM MOUNT (DDEC II)	8		8	8	8	8	8	8			8	8	
3	8929874	SPACER, ECM ISOLATOR 3.0-3.4 THK													
	23515059	SPACER 19.1 MM O.D. X 10.7 MM I.D. X 12.7													4
3	11504603	SCREW, M8X1.00X25.0 MM					5								5
3,4	23512309	BOLT M8 1.25 SHOULDER 12 PT HD	4		4	4	4	4	4	4			4		
4	23514934	BOLT M8 1.25 SHOULDER 12 PT HD													4
	2.1580	CONNECTOR, PERIPHERAL													
	12040945	SEAL, CONNECTOR (5-PIN HARNESS)	AR	AR	AR	AR	AR	AR	AR	AR	AR			AR	AR
	12059226	SEAL, CONNECTOR (6-PIN HARNESS)	AR	AR	AR	AR	AR	AR	AR	AR	AR			AR	AR
	2.1600	SENSOR, OIL PRESSURE													
2	23511176	SENSOR, OIL/FUEL PRESSURE		1											
	5101020	STRAP, NYLON (2.5255)		3	3	3	7	3	3	3	3			3	3
	11503454	BOLT, M10X 1.5X20.0		1											
	2.1610	SENSOR, MAG. IDLER													
2	8929387	SENSOR (SRS)		1	1	1	1	1	1	1	1			1	1
	11504986	BOLT, M8 X 1.25 X 14 MM		1	1	1	1	1	1	1	1			1	1
	2.1620	SENSOR, MAG. CRANKSHAFT													
2	8929388	SENSOR (TRS)		1	1	1	1	1	1	1	1			1	1
2	11504986	BOLT, M8 X 1.25 X 14 MM		1	1	1	1	1	1	1	1			1	1
	2.1630	SENSOR, OIL AND AIR TEMPERATURE													
	23514742	SENSOR ASM AIR TEMP BRS DDEC III				1	1							1	
	23515250	SENSOR ASM AIR TEMP PLSTC			1			1	1	1	1				1
2	25036693	SENSOR ASSY., OIL WAT, FUEL & AIR TEMP		1	2	2	2	1	2	2	2			2	1
	2.1665	SENSOR, COOLANT LEVEL													
	23503509	SENSOR, 3/8" PROBE (2.1670)			AR	AR	AR	AR	AR	AR	AR			AR	AR
	23503510	SENSOR, 1/4" PROBE (2.1670)			AR	AR	AR	AR	AR	AR	AR			AR	AR

TYPES

FIG.	PART NO.	NAME AND DESCRIPTION	ASSY. SECT.											
		2.1000B INJECTOR CONTROLS ELECTRONIC												
	2.1665	SENSOR, COOLANT LEVEL (cont.)												
	23512880	SENSOR COOL LVL 1/4-18 PTF												
	23514708	SENSOR ASM COOL TEMP DDEC III												
	23515251	SENSOR ASM COOL TEMP 3/4 IN.BRS												
	23503507	MODULE (2.1670)												
	23515238	MODULE, COOLANT LEVEL SENSOR (DDEC III VOLVO)												
	23503508	HARNES, WIRE (2.1670)		AR	AR									
	12015323	SEAL, WIRE HARNES		AR	AR									
	12077411	TERMINAL COOLANT LEVEL SENSOR												
	12077412	TERMINAL METRIC PACK 280 SERIES FEM												
	12089040	TERMINAL, WEATHER PACK (2.6645)		AR	AR	AR	AR	AR	AR	AR	AR	AR	AR	AR
	12103881	TERMINAL METRIC PACK 150 SERIES FEM												
	15300014	CONNECTOR SECONDARY LOCK												
	15300027	CONNECTOR METRI PACK 280 SERIES												
	2.1670	KIT, COOLANT LEVEL SENSOR												
		A KIT INCLUDES ALL ITEMS IN 2.1665												
	23503512	KIT, COOLANT LEVEL SENSOR (1/4" PROBE)		AR	AR	AR	AR	AR	AR	AR	AR	AR	AR	AR
	23515397	KIT COOLANT LVL SENSOR 1/4 NPT												
	23503513	KIT, COOLANT LEVEL SENSOR (3/8" PROBE)		AR	AR	AR	AR	AR	AR	AR	AR	AR	AR	AR
	23516130	KIT COOLANT LVL SEN 3/8 NPT S/ LOOSE												
	2.1700	HARNES, ELECTRONIC DISTRIBUTOR UNIT TO INJECTOR												
	12114461	HARNES EDU TO INJ DDEC II JAKE BRK												
	23513556	HARNES ENG EDU TO INJ DDEC III												
	23513557	HARNES EDU TO INJ JAKE BRK												
	23513605	HARNES EDU TO INJ												
	23513661	HARNES EDU TO INJ DDEC III JAKE												
	5101020	STRAP, NYLON (2.5255)												
	8929534	CLIP												
	11509511	BOLT, M8X 1.25X20 MM												
	2.1702	COVER, INJECTOR HARNES												
	8929508	COVER												
	2.1720	HARNES, ENGINE SENSORS TO DISCONNECT												
	23506371	HARNES ASM GOV PRESS SENSOR PIGTAIL												
	23508374	HARNES ENG SENSOR DDECII 3WAY												
	23505962	TRANSDUCER GOVERNING PRES-SURE		1										
				1										

TYPES

FIG.	PART NO.	NAME AND DESCRIPTION	ASSY. SECT.	3	3	3	3	3	3	3	3	3	3	3	3
		2.1000B INJECTOR CONTROLS ELECTRONIC		3	3	3	3	3	3	3	3	3	3	3	3
				2	4	5	5	5	5	5	6	6	7	7	8
				8	3	2	4	7	8	9	1	5	1	5	7
	2.1900	TRIP RECORDER ANALYSIS CONTROL SYSTEM (cont.)													
	R23515672	PRO DRIVER FORD FLUSH MT	AR												
	R23516428	PRO DRIVER KENWORTH SURFACE MT	AR												

UNCONTROLLED COPY *All information subject to change without notice.*

Detroit Diesel®, the spinning arrows, and the Series 60® are registered trademarks of Detroit Diesel Corporation.

6SP161 9501 © 1995 DETROIT DIESEL CORPORATION

BDC for engine manuals and specs
<https://barringtondieselclub.co.za/>

DETROIT DIESEL

series 60 engine

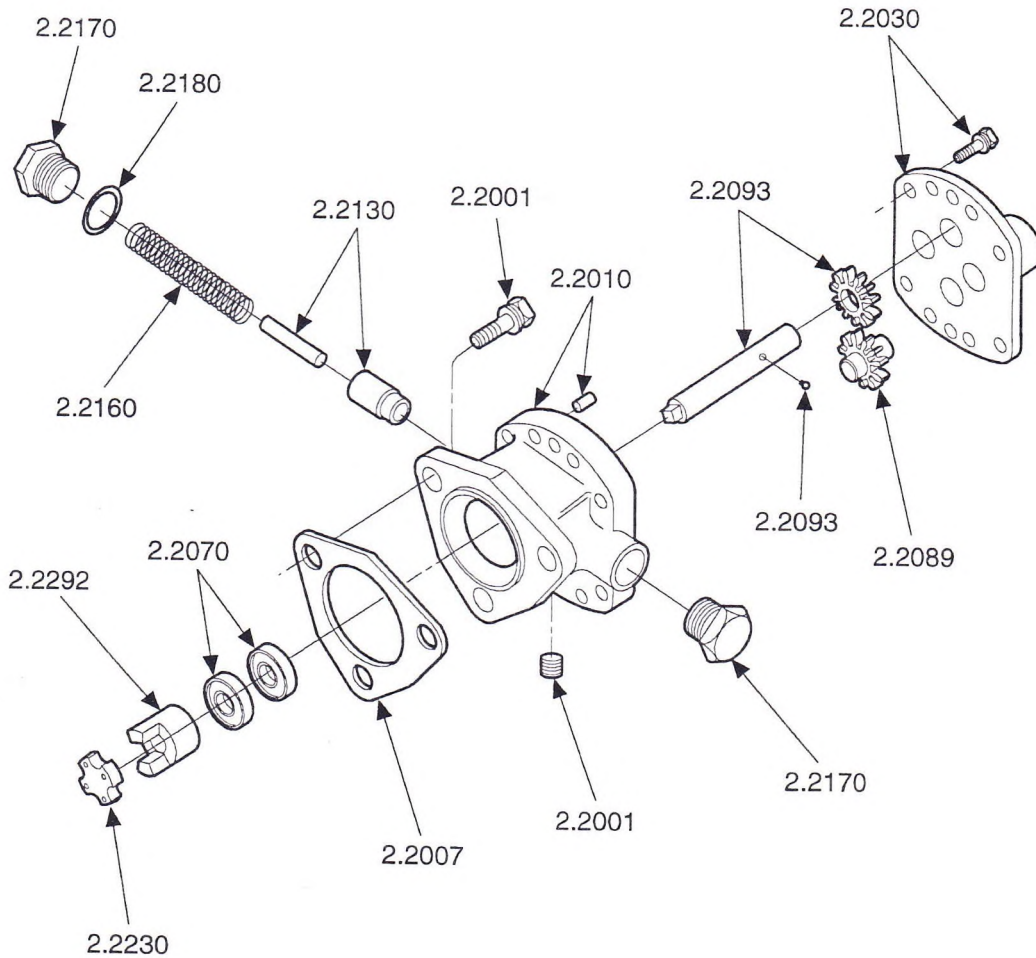


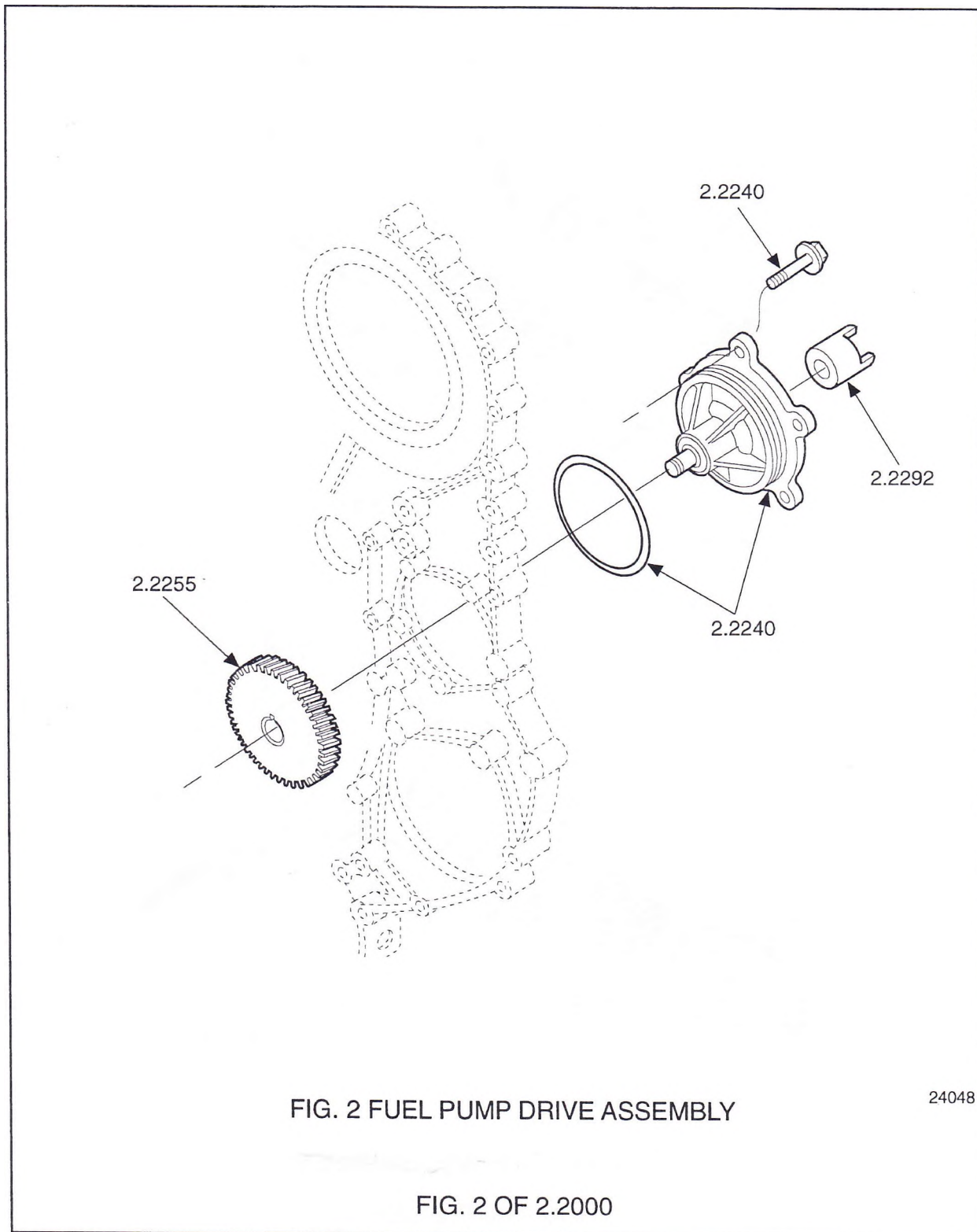
FIG. 1 FUEL PUMP ASSEMBLY

21772

FIG. 1 OF 2.2000

DETROIT DIESEL

SERIES 60 ENGINE



UNCONTROLLED COPY AH information subject to change without notice.
Detroit Diesel®, the spinning arrows, and the Series 60®
are registered trademarks of Detroit Diesel Corporation.

DETROIT DIESEL

series60 engine

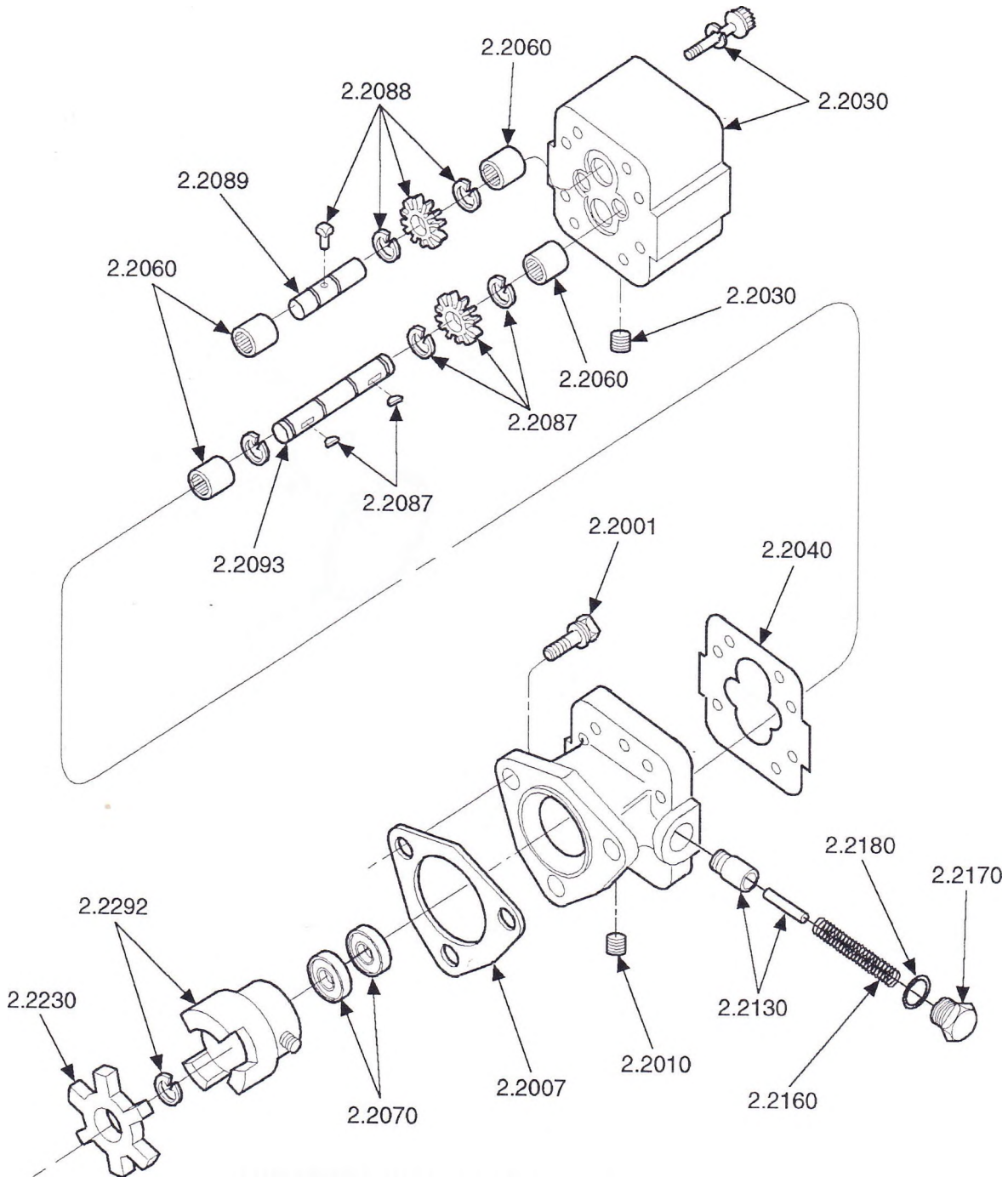


FIG. 3 FUEL PUMP ASSEMBLY

FIG. 3 OF 2.2000

UNCONTROLLED COPY All information subject to change without notice.
Detroit Diesel®, the spinning arrows, and the Series 60® are
registered trademarks of Detroit Diesel Corporation.

TYPES

2.2000 FUEL PUMP				2	2	2	2	2	2	2	2	2
FIG.	PART NO.	NAME AND DESCRIPTION	ASSY. SECT.	5	6	6	6	6	6	6	7	7
				6	2	4	5	6	7	8	4	7
2.2001 PUMP ASSY., FUEL												
3	23505245	PUMP ASSY, RH (AIR COMP DRVN)	A1		1			1	1			1
	23507409	PUMP ASSY., L.H. (GEAR CASE DRVN)	A1			1					1	
3	23509291	PUMP ASSY., R.H. (AIR COMP DRVN)	A1				1			1		
	25036693	SENSOR ASSY., OIL WAT, FUEL & AIR TEMP						1				
1	8929481	PUMP ASSY., L.H. 3/8" INLET 2 PORT (23507409)	A1	1								
	R23505245	PUMP ASSY. (REMANUFACTURED)			AR			AR	AR			AR
	R23507409	PUMP ASSY. (REMANUFACTURED)		AR		AR					AR	
	8923847	PLUG, PIPE 1/4-18" NPTF					1					
	8924380	PLUG, 1/8-27 PIPE (12.9550)		2								
	8924517	PLUG, 3/8"-18 SQ. SOC. VIBRA SEAL (12.9550)			1							
	23505246	TEE SPL 2 WAY 1/4" NPTF 5/8" TUB (12.9616)					1					
	23509822	TEE, 1/4"-18 W/SEAL (12.9161)										1
	23515900	TEE 2WAY 3/8 TUB 1/4 NPTF M&F STL S60			1		1	1				
	23513204	CONNECTOR, 3/8" FL. TUBE; 3/8" PIPE			1							
	8924148	CONN 1/2 FLD TUB 3/8 NPTF BRS			1		1					1
	8929833	CONNECTOR, 3/8" INV. FL. TUBE; 5/8" PIPE (12.9460)										1
	8924175	ELBOW, 90 DEG. 3/8" STREET (12.9480)									1	
	8924998	ELBOW (90 DEG.)										1
	8929832	ELBOW, 90 DEG. 3/8 INV FLD TUBE 3/8 PIPE (12.9480)				2		1	1	1	1	
	8925325	BUSHING PIPE RED 3/8 PTF 1/4 ZINC			1		1	1				1
1	11509512	BOLT, M8X 1.25X25 MM		3								
3	23506222	BOLT, M8 X 1.25 X 20 (12.9001)			3	3	3	3	3	3	3	3
* NOT SERVICED; USE PART NO. SHOWN IN PARENTHESES.												
2.2007 GASKET, FUEL PUMP TO ENGINE OR DRIVE ASSEMBLY												
3	23505248	GASKET, FUEL PUMP			1		1	1	1	1		1
1	5150193	GASKET (FUEL PUMP TO DRIVE ASSY.) (5.1010)		1		1					1	
2.2230 COUPLING, FUEL PUMP DRIVE												
3	23505249	COUPLING, FUEL PUMP DRIVE			1		1	1	1	1		1
1	8929479	COUPLING		1		1					1	
2.2240 DRIVE ASSY., FUEL PUMP												
2	8929475 *	DRIVE ASSY. (8929785)	B1	1								
2	8929253	SEAL, RING .139" X 4.609" I.D. (2.2280)		1		1					1	
	8929785	DRIVE ASSY.	B1			1					1	
2	11504822	BOLT, M8X 1.25X30		5		5					5	
* NOT SERVICED; USE PART NO. SHOWN IN PARENTHESES.												

UNCONTROLLED COPY All information subject to change without notice.

Detroit Diesel®, the spinning arrows, and the Series 60®

are registered trademarks of Detroit Diesel Corporation.

FIG	PART NO.	NAME AND DESCRIPTION	A	B	C	D
2.2000 FUEL PUMP						
(Note: Assemblies are shown for component reference only.)						
	2.2001	PUMP ASSY., FUEL	1			
1	8929481	PUMP ASSY., L.H. 3/8" INLET 2 PORT (23507409)				
3	23505245	PUMP ASSY., RH (AIR COMP DRVN)		1		
	23507409	PUMP ASSY., L.H. (GEAR CASE DRVN)			1	
3	23509291	PUMP ASSY., R.H. (AIR COMP DRVN)				1
	2.2010	BODY, FUEL PUMP				
	23506550	STATOR, FUEL PUMP		1		1
3	23506553	PLUG, STL 1/8-27			1	1
	23506562	KIT, STATOR (CONTAINS STATOR AND PLUG IN 2.2010, B)		AR		AR
	23511956	KIT, STATOR			AR	
	23511961	STATOR, FUEL PUMP			1	
1	5146339	BODY	1			
1	8929819	PIN, 1/4" X 5/8" DOWEL	2			
	2.2012	PIN, ALIGNMENT				
	23500694	PIN, ALIGNMENT		2	2	2
	2.2030	COVER, FUEL PUMP				
	103319	LOCKWASHER, 1/4"	4			
	179803	BOLT, 1/4-20 X 1 3/4"	4			
3	23506544	COVER, FUEL PUMP		1		1
3	23506551	SCREW		8	8	8
	23506554	KIT, FUEL PUMP COVER (CONTAINS COVER AND PLUG IN 2)		AR		AR
3	23506561	PLUG		1	1	1
	23511955	KIT, FUEL PUMP COVER			AR	
	23511957	COVER, FUEL PUMP			1	
1	3719219	SCREW AND WASHER ASSY. 1/4-20 X 3/4"	4			
1	5100301	COVER	1			
	2.2040	GASKET, FUEL PUMP COVER				
3	23506547	GASKET, GOLD		AR	AR	1
3	23506548	GASKET, SILVER		AR	AR	1
3	23516117	GASKET, BLUE		AR	AR	
3	23516118	GASKET, AMBER		AR	AR	
	2.2060	BEARING, FUEL PUMP				
3	8923526	BEARING, FUEL PUMP		4	4	4
	2.2070	SEAL, FUEL PUMP OIL				
3	23509296	SEAL, OIL (NITRILE)				1
1	23512243	SEAL, OIL SGL LIP	2	2	2	1
	2.2087	GEAR, FUEL PUMP DRIVE				
3	23506546	GEAR, GC (.375)		1		1
	23511959	GEAR (.275)			2	
	23511963	KEY, FUEL PUMP DRV. GEAR			1	
	8923522	RING, GEAR RETAINING		2	2	2
3	8923523	KEY, FUEL PUMP DRV. GEAR		1		1

TYPES

FIG	PART NO.	NAME AND DESCRIPTION	A	B	C	D
2.2000 FUEL PUMP						
(Note: Assemblies are shown for component reference only.)						
2.2088 GEAR, FUEL PUMP DRIVEN						
3	23506546	GEAR, GC (.375)		1		1
3	8923521	PIN, DRIVEN GEAR		1	1	1
3	8923522	RING, GEAR RETAINING		2		2
2.2089 SHAFT, FUEL PUMP DRIVEN						
A SHAFT ASSY. INCLUDES GEAR NOT SOLD SEPARATELY.						
3	23506549	SHAFT		1		1
	23511960	SHAFT			1	
1	5100313	SHAFT ASSY.	1			
2.2093 SHAFT, FUEL PUMP DRIVE						
A SHAFT ASSY. INCLUDES ITEMS IN 2.2093.						
1	147481	BALL, 1/8" DIA. STEEL	1			
3	23506545	SHAFT, DRIVE		1		1
	23507409 =	PUMP ASSY., L.H. (GEAR CASE DRVN)	1			
	23511958	SHAFT, DRIVE			1	
1	5128217	GEAR, 3/8" WIDE (2.2087)	1			
1	8929483 =	SHAFT	1			
		= OBSOLETE.				
2.2130 VALVE ASSY., FUEL PUMP						
1	103709	PIN, .15X1" STRAIGHT	1			
	23506560	SPACER, RELIEF VALVE		1	1	1
	23506563	KIT, RELIEF VALVE (CONTAINS VALVE, SPACER AND PIN)		AR	AR	AR
	23506564	PIN, SHEAR RELIEF VALVE		1	1	1
1	5174973	VALVE	1			
3	8923528	VALVE, FUEL PUMP		1	1	1
2.2160 SPRING, FUEL PUMP VALVE RETAINING						
3	23506557	SPRING, RELIEF VALVE		1	1	1
1	5184530	SPRING	1			
2.2170 PLUG, FUEL PUMP VALVE						
3	23506555	CAP, RELIEF VALVE		1	1	1
1	5174971	PLUG	1			
2.2180 GASKET, FUEL PUMP VALVE PLUG						
3	23506556	SEAL, RELIEF VALVE		1	1	1
1	5161003	GASKET	1			
2.2292 HUB, FUEL PUMP DRIVE GEAR						
3	23506558	COUPLING, FUEL PUMP		1		1
3	23506559	RING, SNAP DRIVE SHAFT		1		2

UNCONTROLLED COPY All information subject to change without notice.

Detroit Diesel®, the spinning arrows, and the Series 60® are registered trademarks of Detroit Diesel Corporation.

6SP161 9501 © 1995 DETROIT DIESEL CORPORATION

TYPE BREAKDOWN

SERIES 60 PARTS CATALOG

TYPES

FIG PART NO.	NAME AND DESCRIPTION	A	B	C	D				
	2.2000 FUEL PUMP								
	(Note: Assemblies are shown for component reference only.)								
	2.2292								
	HUB, FUEL PUMP DRIVE GEAR (cont.)								
1	23511964 8929480	1		1					
	COUPLING, FUEL PUMP HUB, 12.700 MM I.D.								

TYPES

		2.2000 FUEL PUMP		B
FIG PART NO.		NAME AND DESCRIPTION		
		(Note: Assemblies are shown for component reference only.)		
	2.2240	DRIVE ASSY., FUEL PUMP		
2	8929475		DRIVE ASSY.	
	8929785		DRIVE ASSY.	1
	2.2255	GEAR, FUEL PUMP DRIVE		
	8929785	#	DRIVE ASSY.	1
2	8929786		GEAR, 15.875 MM I.D.	1
	9411502		RING, RETAINING (2.7470)	1
			# NOT SERVICED; USE PART NO. SHOWN IN PARENTHESES.	
	2.2292	HUB, FUEL PUMP DRIVE GEAR		
2	8929787		HUB, 15.875 MM I.D.	1

UNCONTROLLED COPY All information subject to change without notice.

Detroit Diesel®, the spinning arrows, and the Series 60®

are registered trademarks of Detroit Diesel Corporation.

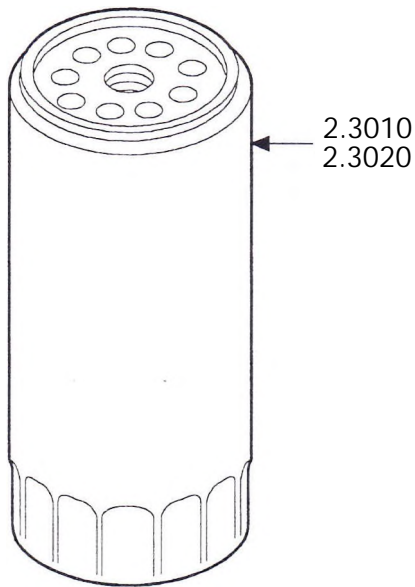
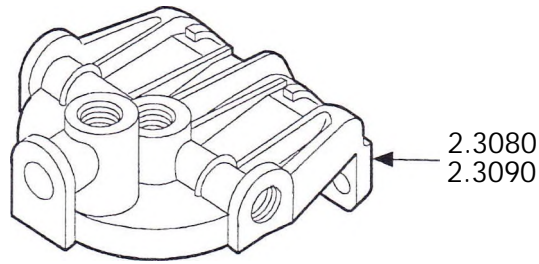
6SP161 9501 © 1995 DETROIT DIESEL CORPORATION

Section B1 3—101

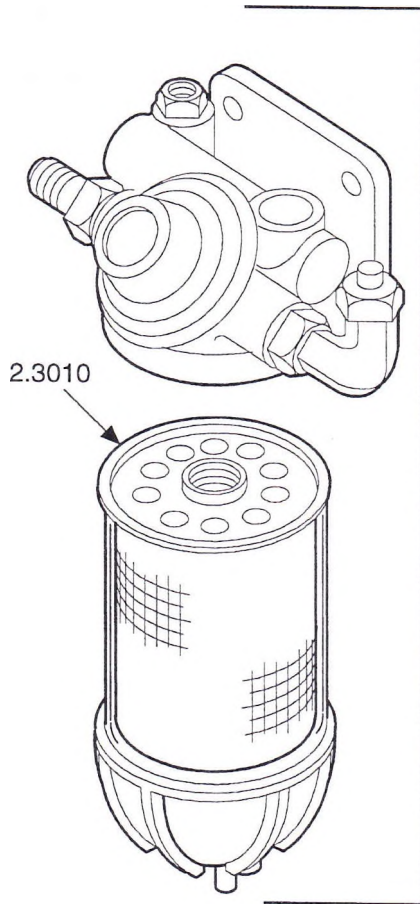
2.2000 FUEL PUMP

DETROIT DIESEL

SERIES 60 ENGINE



FUEL STRAINER / FUEL FILTER



FUEL FILTER

FIG. 1 FUEL STRAINER, FUEL FILTER (SPIN-ON)

24008

FIG. 1 OF 2.3000A

TYPE BREAKDOWN

TYPES

TYPE BREAKDOWN

TYPES

IND		8	8	8	8	8	8	9	9	9	9	9	9		9
		3	4	4	5	6	6	0	0	0	0	0	1		2
ON	ASSY. SECT.	3	0	1	8	0	1	0	2	5	6	9	9	SSY. ECT.	0
I-ON															
SEP/								1						A1	1
SEP/	A1									1					1
MP NO	A1												1		1
															2
1								2		1			1		
VN PAGE									2	2			2		
1NER															1
RATOR						1		1		1			1		AR
=MN-ON		1	1			1									AR
TRAINER															AR
PRIMER															
SEAL		1	1	1		1	1	1					1		
A SEAL		3	3	3		3	3	3					3		i
TF		2	2	2		2	2	2					2		
SHEK			AR	AR	AR	AR	AR	AR		AR			AR		1
VTOR SI			AR	AR	AR	AR	AR	AR	1	AR	1	AR			2
CHEK			AR	AR	AR	AR	AR	AR		AR		AR			1
									2		2				1
									2		2				2
RDWARE															
IT EXIST-															AR
R															AR
-ON		1	1	1	1	1	1	1	1	1	1	1	1		AR
USE	B1								NS						AR
		1	1	1	1	1	1	1		1	1	1	1		AR
		2								2	2	2	2		AR
										1			1		
SE			1	1	1	1	1	1					1		
:L & AIR			1	1	1	1	1	1		1	1	1	1		

SERIES 60 PARTS CATALOG

TYPES

B

0
2

8	8	8	8	8	8	9	9	9	9	9	9
3	4	4	5	6	6	0	0	0	0	0	1
3	0	1	8	0	1	0	2	5	6	9	9
									1	1	1
		1	1						1	1	1
								1		1	
2	2	2	2	2	2	2	2		2	2	2
	AR	AR	AR	AR	AR	AR	AR	AR	AR	AR	AR
	AR	AR	AR	AR	AR	AR	AR	AR	AR	AR	AR
	AR	AR	AR	AR	AR	AR	AR	AR	AR	AR	AR
	AR	AR	AR	AR	AR	AR	AR	AR	AR	AR	AR
	AR	AR	AR	AR	AR	AR	AR	AR	AR	AR	AR
	AR	AR	AR	AR	AR	AR	AR	AR	AR	AR	AR

SERIES 60 PARTS CATALOG

TYPES

FIG PART NO.	NAME AND DESCRIPTION	
	2.3000A FUEL FILTER AND STRAINER	A
	(Note: Assemblies are shown for component reference only.)	
2.3390	COVER, FUEL FILTER	
23511605	COVER ASSY., FUEL FILTER	1
5148171	COVER	1
8923847	PLUG, PIPE 1/4-18" NPTF	2
23505047	VALVE ASSY, FUEL CHECK 1/4" NPTF	1
8929833	CONNECTOR, 3/8" INV. FL. TUBE; 5/8" PIPE (12.9460)	1
23505247	TEE, 90 DEG 5/8" TUBE 2 WAY 1/4" PIPE (12.9616)	1
25036693	SENSOR ASSY., OIL WAT, FUEL & AIR TEMP	1

UNCONTROLLED COPY All information subject to change without notice.

Detroit Diesel®, the spinning arrows, and the Series 60® are registered trademarks of Detroit Diesel Corporation.

6SP161 9501 © 1995 DETROIT DIESEL CORPORATION

Section B1 3— 107
2.3000A FUEL FILTER AND STRAINER

DETROIT DIESEL

SERIES 60 ENGINE

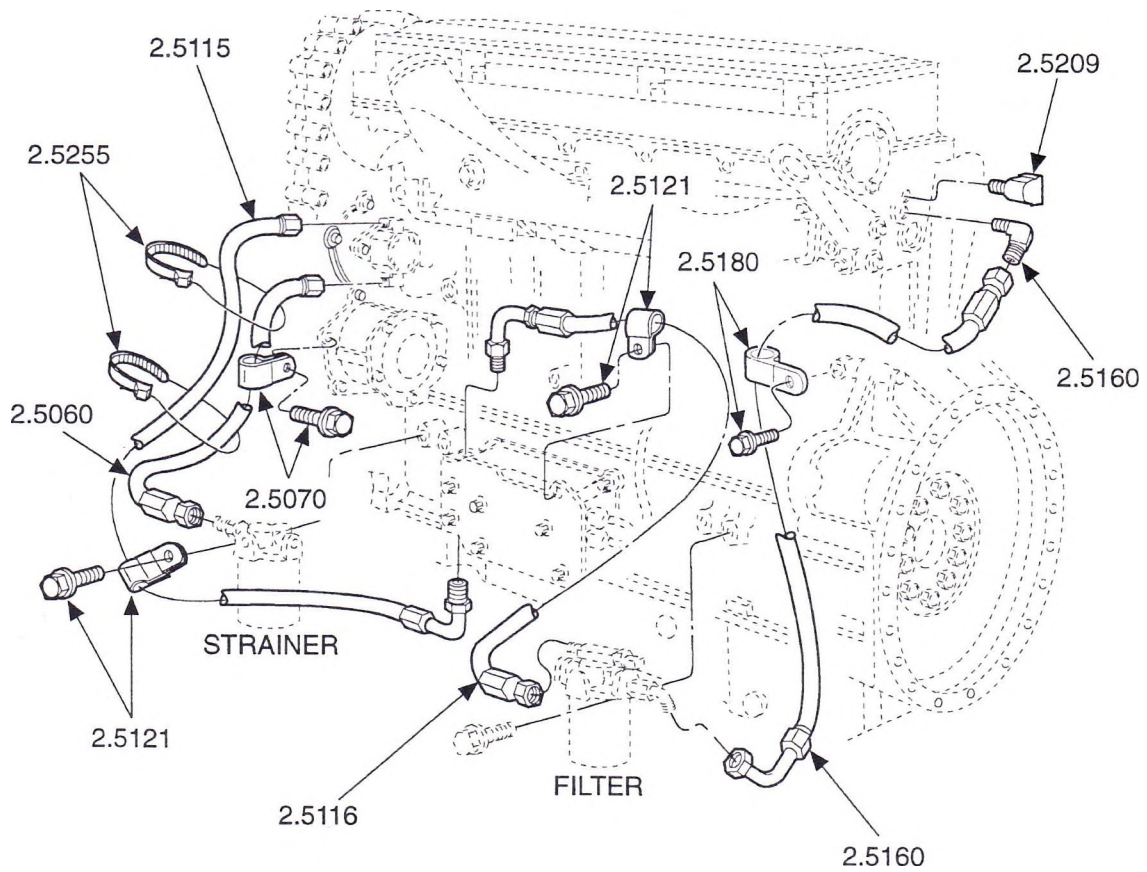


FIG. 1 FUEL LINES

FIG. 1 OF 2.5000A

_inn

r-1Uo

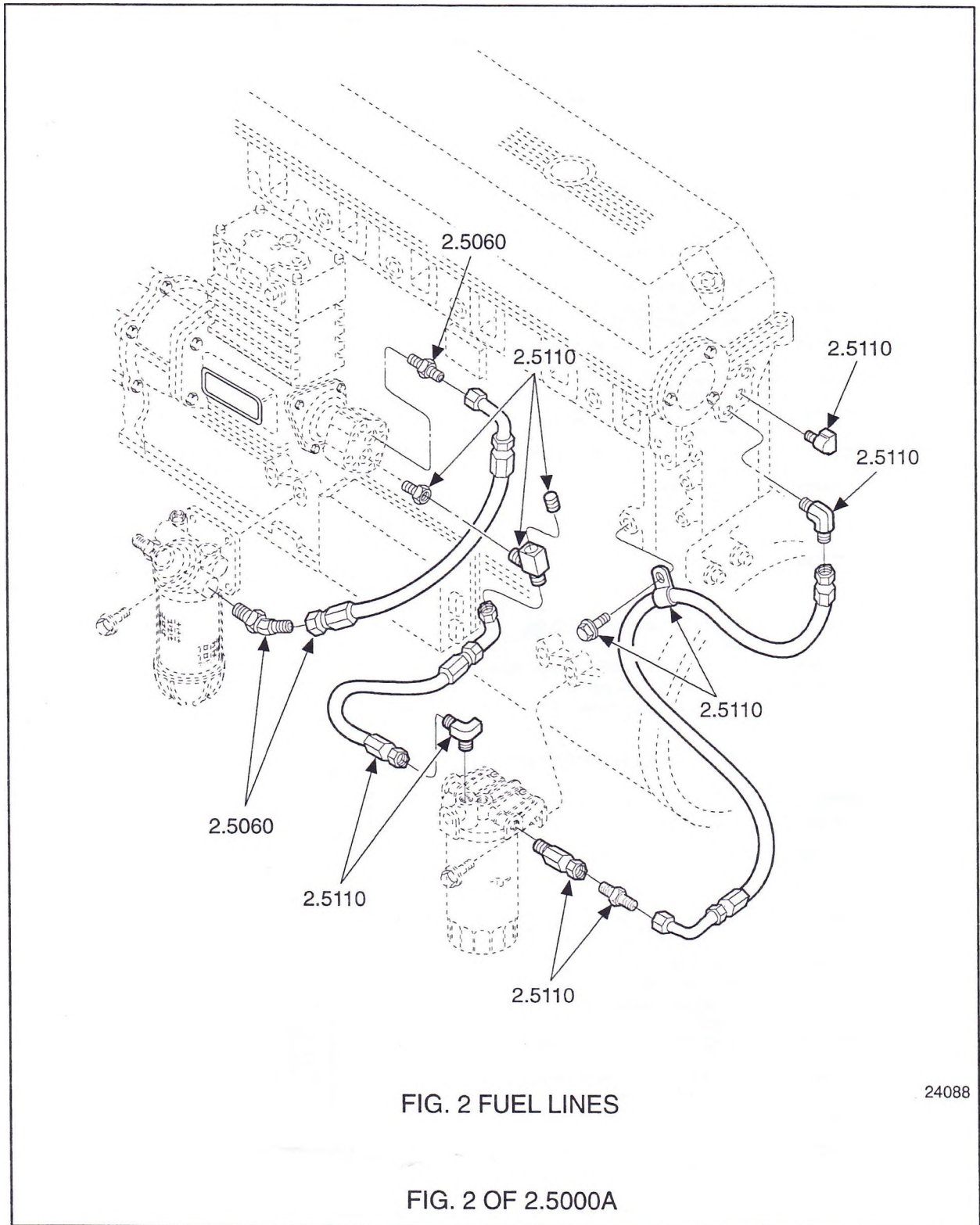
UNCONTROLLED COPY All information subject to change without notice.

Detroit Diesel®, the spinning arrows, and the Series 60® are

registered trademarks of Detroit Diesel Corporation.
6SP161 9501 © 1995 DETROIT DIESEL CORPORATION

DETROIT DIESEL

SERIES 60 ENGINE



UNCONTROLLED COPY All information subject to change without notice.

Detroit Diesel®, the spinning arrows, and the Series 60® are registered trademarks of Detroit Diesel Corporation.

6SP161 9501 © 1995 DETROIT DIESEL CORPORATION

BDC for engine manuals and specs
<https://barringtondieselclub.co.za/>

FIG. PART NO.	NAME AND DESCRIPTION	ASSY. SECT.	1	1	1	1	1	1	1	1	1	1	1
			7	7	7	7	7	7	8	8	8	8	8
			2	5	5	8	8	8	1	2	2	2	2
			3	3	7	1	5	7	6	0	1	4	6
2.5000A FUEL LINES AND FUEL COOLER													
2.5006 VALVE, FUEL SUPPLY CHECK													
	23505047	VALVE ASSY, FUEL CHECK 1/4" NPTF									1		1
2.5060 HOSE, FUEL PUMP INLET													
1	5199575	HOSE, BULK #6X25 FT. (12.8550) (CUT L. 15')	2	1	1		1						
1	5199575	HOSE, BULK #6X25 FT. (12.8550) (CUT L. 19')					1						
1	8929838	HOSE ASSY. #6 X 17.92" L (12.4065)								obs		obs	obs
	5199579	FITTING, #6 HOSE (5/8"-18 MALE INV FL.)(STRAIGHT) (12.8552)	4	2	2		3						
	5199588	FITTING, #6 HOSE (5/8"-18 MALE INV FL.) (90 DEG.) (12.8552)					1						
	8925048	CONNECTOR, 3/8" INV. FL. TUBE (12.9460)	1	1	1		1						
	8929831	CONNECTOR, 45 DEG. 3/8 FLD TUBE 3/8 PIPE (12.9460)								1			1
	8924217	ELBOW, 3/8" 90 DEG. INV. FL. TUBE (12.9480)		1	1		1						
	8929832	ELBOW, 90 DEG. 3/8 INV FLD TUBE 3/8 PIPE (12.9480)								1			1
	8924171	CONNECTOR, 3/8" INV. FL. TUBE (12.9460)	2										
	8924182	ELBOW, 5/16"-90 DEG. TUBE 1/4" PIPE (.080" REST.)	1										
2.5070 CLIP, STRAINER TO FUEL PUMP													
	2362448	CLIP .688" DIA 3/8" BOLT CTD (12.8554)								1			1
1	2488022	CLIP, 3/8" BOLT (12.8554)	4	1	1		2		2				
1	11504986	BOLT, M8 X 1.25 X 14 MM	1	1	1		1		1	1	1	1	1
2.5110 HOSE, FUEL PUMP OUTLET TO FILTER													
1.2	23504785	HOSE ASSY. #6 X 37.92" LG											1
2	23505427	TEE, 5/8" TUBE 2 WAY 1/4" PIPE (12.9616)											1
	8929832	ELBOW, 90 DEG. 3/8 INV FLD TUBE 3/8 PIPE (12.9480)											2
2.5115 HOSE, FUEL PUMP OUTLET TO COLD PLATE													
	BACH0323	HOSE ASM NO.6 X 35.2 C&H								J			/
1	8929839	HOSE ASSY. #6 X 35.19" L											
1	5199575	HOSE, BULK #6X25 FT. (12.8550) (CUT L. 23")		1	1	1					-	1	1
1	5199575	HOSE, BULK #6X25 FT. (12.8550) (CUT L. 34")					1	1	J				
	5199579	FITTING, #6 HOSE (5/8"-M8 MALE INV FL.)(STRAIGHT) (12.8552)	2	1	1	J	1	1					
	5199588	FITTING, #6 HOSE (5/8"-18 MALE INV FL.) (90 DEG.) (12.8552)		1		1	-	-	1				
	8924517	PLUG, 3/8-18 SQ. SOC. VIBRA SEAL (12.9550)							1		1	3	1
	8924175	ELBOW, 90 DEG. 3/8" STREET (12.9480)				1		1	1		1		1

TYPES

FIG.	PART NO.	NAME AND DESCRIPTION	ASSY. SECT	1	2	3	4	5	6	7	8	9	10	11	12
		2.5000A FUEL LINES AND FUEL COOLER		1	1	1	1	1	1	1	1	1	1	1	1
				7	7	7	7	7	8	8	8	8	8	8	8
				2	5	5	8	8	1	2	2	2	2	2	3
				3	3	7	1	5	7	6	0	1	4	6	7
	2.5115	HOSE, FUEL PUMP OUTLET TO COLD PLATE (cont.)													
	8924217	ELBOW, 3/8" 90 DEG. INV. FL. TUBE (12.9480)			1		1	1	1						
	8925030	ELBOW, 90 DEG. 3/8" INV. FL. TUBE (12.9480)			1	1	1	1							
	8929832	ELBOW, 90 DEG. 3/8 INV FLD TUBE 3/8 PIPE (12.9480)								1	1	2			
	5199575	HOSE, BULK #6X25 FT. (12.8550) (CUT L 17.5")		1											
	2.5116	HOSE, COLD PLATE TO FILTER													
	8929840	HOSE ASSY. #6X21.69" L									1	1	1		
	BACH0188	HOSE ASM NO.6 X 21.7 C&H								1					
	5199575	HOSE, BULK #6X25 FT. (12.8550) (CUT L 19")						1	1						
1	5199575	HOSE, BULK #6X25 FT. (12.8550) (CUT L 26")			1	1	1								
	5199579	FITTING, #6 HOSE (5/8"—18 MALE INV. FL.)(STRAIGHT) (12.8552)			1	1	1	1	1						
	5199588	FITTING, #6 HOSE (5/8"-18 MALE INV. FL.) (90 DEG.) (12.8552)			1	1	1	1	1						
	23505247	TEE, 90 DEG 5/8" TUBE 2 WAY 1/4" PIPE (12.9616)								1					
	8924171	CONNECTOR, 3/8" INV. FL. TUBE (12.9460)			1	1	1								
	8924998	ELBOW (90 DEG.)									1	1	1		
	8925030	ELBOW, 90 DEG. 3/8" INV. FL. TUBE (12.9480)			1	1	1	1	1						
	2.5121	CLIP, COLD PLATE TO FILTER HOSE													
1	2488022	CLIP, 3/8" BOLT (12.8554)			2	2	2	2	2						
1	2362448	CLIP .688" DIA 3/8" BOLT CTD (12.8554)								2					2
1	11503454	BOLT, M10X 1.5X20.0						1							
	2.5160	HOSE, FILTER TO CYLINDER HEAD													
1	5199575	HOSE, BULK #6X25 FT. (12.8550) (CUT L 21")			1	1	1	1	1	1					
1	8929841	HOSE ASSY., #6X22.94" L.									1	1	1	1	1
	5199579	FITTING, #6 HOSE (5/8"—18 MALE INV. FL.)(STRAIGHT) (12.8552)		1	1	1	1	1	1	1					
	5199588	FITTING, #6 HOSE (5/8"-18 MALE INV. FL.) (90 DEG.) (12.8552)		1	1	1	1	1	1	1					
	8924171	CONNECTOR, 3/8" INV. FL. TUBE (12.9460)		2	1	1	1	1	1	1					
	8929833	CONNECTOR, 3/8" INV. FL. TUBE; 5/8" PIPE (12.9460)									1	1	1	1	1
	8929877	CONNECTOR, 3/8" NPTF STRAIGHT (5.2050)								1		1	1	1	1
1	8924217	ELBOW, 3/8" 90 DEG. INV. FL. TUBE (12.9480)		3	1	1	1	1	1	1					
1	8929725	ELBOW, .80" RESTRICTION, 3/8"PIPE X5/16" (2.5210)			1	1	1	1	1		1	1			
1	8929832	ELBOW, 90 DEG. 3/8 INV FLD TUBE 3/8 PIPE (12.9480)									1	1	1	1	1
	5136241	PLUG, CAP (.580" DIA.) (2.2001)		1											

UNCONTROLLED COPY All information subject to change without notice.

Detroit Diesel®, the spinning arrows, and the Series 60®

are registered trademarks of Detroit Diesel Corporation.

6SP161 9501 © 1995 DETROIT DIESEL CORPORATION

TYPE BREAKDOWN

SERIES 60 PARTS CATALOG

TYPES

FIG. PART NO.	NAME AND DESCRIPTION	ASSY. SECT, g	1	7	7	7	7	7	7	8	8	8	8	1	1
2.5000A FUEL LINES AND FUEL COOLER			1	1	1	1	1	1	1	1	1	1	1	1	1
	HOSE, FILTER TO CYLINDER HEAD (cont.)		7	7	7	7	7	7	8	8	8	8	8	1	1
	5199575 HOSE, BULK #6X25 FT. (12.8550) (CUT L.44")	5	5	5	8	8	8	8	1	2	2	2	2	2	2
	8925325 BUSHING PIPE RED 3/8 PTF 1/4 ZINC	3	7	1	5	7	6	0	1						
	2.5180 CLIP, CYLINDER HEAD INLET														
1,2	2362448 CUP .688" DIA 3/8" BOLT CTD (12.8554)									1					1
1	2488022 CLIP, 3/8" BOLT (12.8554)		1	1	1	2	2	1							
1,2	11504986 BOLT, M8X 1.25X14 MM						1								
	2.5255 SHIELDING, FLEXIBLE HOSE														
1	5101020 STRAP, NYLON (2.5255)		2	2	2	2				2					2
	2.5260 VALVE, FUEL SYSTEM SHUTOFF														
	23509987 VALVE 1/4" NPTF					1				1					

TYPES

FIG.	PART NO.	NAME AND DESCRIPTION	ASSY. SECT.	1	2	3	4	5	6	7	8	9	10	11	12
		2.5000A FUEL LINES AND FUEL COOLER		1	1	1	1	1	1	1	1	1	1	1	1
		2.5006 VALVE, FUEL SUPPLY CHECK		8	8	8	8	8	8	8	8	8	8	8	8
	23505047	VALVE ASSY, FUEL CHECK 1/4" NPTF		3	3	4	5	6	6	6	6	7	7	7	7
	8929833	CONNECTOR, 3/8" INV. FL. TUBE; 5/8" PIPE (12.9460)		8	9	0	7	1	2	4	5	8	6	3	6
	8924998	ELBOW (90 DEG.)		8											
	2.5060 HOSE, FUEL PUMP INLET														
	23505203	HOSE ASSY, #6 X 14.44" LG								1					
1	23509154	HOSE ASSY., #8 X 14.50" FC350-08						1						1	
2	8929838	HOSE ASSY. #6 X 17.92" L (12.4065)	obs				obs								
1	8924148	CONN 1/2 FLD TUB 3/8 NPTF BRS						1						1	
2	8929831	CONNECTOR, 45 DEG. 3/8 FLD TUBE 3/8 PIPE (12.9460)		1					1						
	8924175	ELBOW, 90 DEG. 3/8" STREET (12.9480)												1	1
2	8924201	EL 45 DEG 1/2"FLD TUB 3/8"NPTF						1						1	
	8929832	ELBOW, 90 DEG. 3/8 INV FLD TUBE 3/8 PIPE (12.9480)		1	1		1								
	2.5070 CLIP, STRAINER TO FUEL PUMP														
1	2362448	CLIP .688" DIA 3/8" BOLT CTD (12.8554)					3		1		1			2	3
	2362448	CLIP .688" DIA 3/8" BOLT CTD (12.8554)		1	1	1									
	11503454	BOLT, M10X 1.5X20.0												1	1
1	11504986	BOLT, M8X 1.25X14 MM		1	1	1									1
	2.5110 HOSE, FUEL PUMP OUTLET TO FILTER														
1,2	23504785	HOSE ASSY. #6 X 37.92" LG		1	1	1	1							1	1
2	23505202	HOSE ASSY, #6 X 14.92" LG							1	1	1	1	1	1	1
2	23505246	TEE SPL 2 WAY 1/4" NPTF 5/8" TUB (12.9616)							1		1			1	1
2	8924517	PLUG, 3/8-18 SQ. SOC. VIBRA SEAL (12.9550)			1	1								1	1
2	23505247	TEE, 90 DEG 5/8" TUBE 2 WAY 1/4" PIPE (12.9616)					1	1		1					
2	23505427	TEE, 5/8" TUBE 2 WAY 1/4" PIPE (12.9616)		1											
	8924175	ELBOW, 90 DEG. 3/8" STREET (12.9480)			1	1									
	8924998	ELBOW (90 DEG.)			1	1									
	8929832	ELBOW, 90 DEG. 3/8 INV FLD TUBE 3/8 PIPE (12.9480)		2	1	1	1		1		1		1	/1	1
	2.5121 CLIP, COLD PLATE TO FILTER HOSE														
1	2362448	CLIP .688" DIA 3/8" BOLT CTD (12.8554)		2	2	2									
1	11503454	BOLT, M10X 1.5X20.0			1	1									
	2.5160 HOSE, FILTER TO CYLINDER HEAD														
2	23505209	HOSE ASSY, #6X50.88" L.							1		1			1	1
1	8929841	HOSE ASSY., #6X22.94" L.								1				1	1
	23505246	TEE SPL 2 WAY 1/4" NPTF 5/8" TUB (12.9616)		1	1	1	1	1		1					1

UNCONTROLLED COPY All information subject to change without notice.

Detroit Diesel®, the spinning arrows, and the Series 60®

are registered trademarks of Detroit Diesel Corporation.

TYPES

FIG.	PART NO.	NAME AND DESCRIPTION	ASSY. SECT.	1	2	3	4	5	6	7	8	9	10	11	12
		2.5000A FUEL LINES AND FUEL COOLER		1	1	1	1	1	1	1	1	1	1	1	1
		HOSE, FILTER TO CYLINDER HEAD (cont.)													
1	8929831	CONNECTOR, 45 DEG. 3/8 FLD TUBE 3/8 PIPE (12.9460)					1	1		1		1			
	8929833	CONNECTOR, 3/8" INV. FL. TUBE; 5/8" PIPE (12.9460)		1	1	1									
	8929877	CONNECTOR, 3/8" NPTF STRAIGHT (5.2050)				1									
1	23505200	ELBOW, 45 DEG FLD TUB 3/4" HOSE (12.9460)							1						
1	8929725	ELBOW, .80" RESTRICTION, 3/8"PIPE X5/16" (2.5210)		1	1										
1	8929832	ELBOW, 90 DEG. 3/8 INV FLD TUBE 3/8 PIPE (12.9480)		1	1	1	1	1	1	1	1	1	1	1	1
		CLIP, CYLINDER HEAD INLET													
1,2	2362448	CLIP .688" DIA 3/8" BOLT CTD (12.8554)		1	1	1	1	1	1	1	1	1	1	1	1
1,2	11504986	BOLT, M8X 1.25X14 MM					1	1	1	1	1	1	1	1	1
		HOSE, FUEL DRAIN													
	23505168	HOSE ASSY, 15.50 IN 3/8 NPTF 5/8-18 S60			1		1		1	1					1
	8929877	CONNECTOR, 3/8" NPTF STRAIGHT (5.2050)								1	1		1		
	8929725	ELBOW, .80" RESTRICTION, 3/8"PIPE X5/16" (2.5210)				1	1	1	1			1			1
		SHIELDING, FLEXIBLE HOSE													
1	5101020	STRAP, NYLON (2.5255)							AR		AR			AR	AR
		VALVE, FUEL SYSTEM SHUTOFF													
	23509987	VALVE 1/4" NPTF		1			1	1		1	1	1			
	8929833	CONNECTOR, 3/8" INV. FL. TUBE; 5/8" PIPE (12.9460)									-i				
	8924998	ELBOW (90 DEG.)						1		1			1		

TYPES

FIG.	PART NO.	NAME AND DESCRIPTION	ASSY. SECT.	1	2	3	4	5	6	7	8	9	10	11	12
		2.5000A FUEL LINES AND FUEL COOLER		1	1	1	1	1	1	1	1	1	1	1	1
				8	8	8	9	9	9	9	9	9	9	9	9
				7	8	9	0	1	1	1	2	2	3	3	4
				8	8	9	1	1	2	9	8	9	3	4	3
	2.5006	VALVE, FUEL SUPPLY CHECK													
	23505047	VALVE ASSY, FUEL CHECK 1/4" NPTF	1	1											
	8929833	CONNECTOR, 3/8" INV. FL. TUBE; 5/8" PIPE (12.9460)		1											
	8924998	ELBOW (90 DEG.)	1												
	2.5060	HOSE, FUEL PUMP INLET													
2	23509154	HOSE ASSY., #8 X 14.50" FC350-08		1		1	1					1	1		1
2	23511317	HOSE ASSY., #8 X 22.00"								1					
2	8924148	CONN 1/2 FLD TUB 3/8 NPTF BRS		1		1									
2	23511335	ELBOW, 90 DEG. 3/4"-16 37 DEG. FL.								AR					
2	8924175	ELBOW, 90 DEG. 3/8" STREET (12.9480)	1												
2	8924201	EL 45 DEG 1/2"FLD TUB 3/8"NPTF		1			1								
	2.5070	CLIP, STRAINER TO FUEL PUMP													
1	2362448	CLIP .688" DIA 3/8" BOLT CTD (12.8554)	3	1	1	1	2			1	1	1			
	5108612	BRACKET (4.4345)		1		1									
	11503454	BOLT, M10X 1.5X20.0	1												
1	11504986	BOLT, M8X 1.25X14 MM								1	1	1			
	11509511	BOLT, M8 X 1.25 X 20 MM		1		1									
	11507036	NUT, M8 X 1.25		1		1									
	2.5101	TUBE, FUEL PUMP TO CYLINDER HEAD													
1	BAHP0311	HOSE ASM NO.6 X 33.5 H&P								1					1
	8924517	PLUG, 3/8"-18 SQ. SOC. VIBRA SEAL (12.9550)								1					
	8929832	ELBOW, 90 DEG. 3/8 INV FLD TUBE 3/8 PIPE (12.9480)								1					1
	2.5110	HOSE, FUEL PUMP OUTLET TO FILTER													
1,2	23504785	HOSE ASSY. #6 X 37.92" LG	1												
2	23505202	HOSE ASSY. #6 X 14.92" LG		1	1	1					1	1	1	1	
1	23505203	HOSE ASSY. #6 X 14.44" LG								1					
2	23505246	TEE SPL 2 WAY 1/4" NPTF 5/8" TUB (12.9616)	1												
2	8924517	PLUG, 3/8-18 SQ. SOC. VIBRA SEAL (12.9550)	1		1		1						1		1
2	23505247	TEE, 90 DEG 5/8" TUBE 2 WAY 1/4" PIPE (12.9616)		1			1								
2	8929831	CONNECTOR, 45 DEG. 3/8 FLD TUBE 3/8 PIPE (12.9460)					1								
	8929832	ELBOW, 90 DEG. 3/8 INV FLD TUBE 3/8 PIPE (12.9480)	1				1								
	2.5115	HOSE, FUEL PUMP OUTLET TO COLD PLATE													
	BACH0253	HOSE ASM NO 6 X 28.2 C&H								1					
	8929831	CONNECTOR, 45 DEG. 3/8 FLD TUBE 3/8 PIPE (12.9460)								1					

UNCONTROLLED COPY All information subject to change without notice.

Detroit Diesel®, the spinning arrows, and the Series 60®

are registered trademarks of Detroit Diesel Corporation.

6SP161 9501 © 1995 DETROIT DIESEL CORPORATION

TYPE BREAKDOWN

SERIES 60 PARTS CATALOG

TYPES

FIG. PART NO.	NAME AND DESCRIPTION	ASSY. SECT.	1	1	1	1	1	1	1	1	1	1	1	1
			8	8	8	9	9	9	9	9	9	9	9	9
			7	8	9	0	1	1	1	1	1	1	1	1
			8	8	9	1	1	2	9	8	9	3	4	3
	2.5000A FUEL LINES AND FUEL COOLER													
	2.5117 HOSE, COLD PLATE TO FUEL FILTER													
	BACH0188 HOSE ASM NO.6 X 21.7 C&H						1							
	2.5160 HOSE, FILTER TO CYLINDER HEAD													
2	23505209 HOSE ASSY, #6X50.88" L.				1									
2	23507513 HOSE ASSY, #6 X 28.38" LG.			1		1						1		
1	8929841 HOSE ASSY., #6X22.94" L.													
	23505246 TEE SPL 2 WAY 1/4" NPTF 5/8" TUB (12.9616)					1			1	1	1		1	
1	8929831 CONNECTOR, 45 DEG. 3/8 FLD TUBE 3/8 PIPE (12.9460)			1										
1	8929832 ELBOW, 90 DEG. 3/8 INV FLD TUBE 3/8 PIPE (12.9480)			1	1	1	1		1	1	1	1	1	
	2.5180 CLIP, CYLINDER HEAD INLET													
1.2	2362448 CLIP .68B" DIA 3/8" BOLT CTD (12.8554)			1	1	1		1					3	1
	5108612 BRACKET (4.4345)												1	1
	11503454 BOLT, M10X 1.5X20.0												1	
1.2	11504986 BOLT, M8X 1.25X14 MM												1	
1.2	11509511 BOLT, M8X 1.25X20 MM			1	1	1	1						1	
	11507036 NUT, M8X 1.25												1	1
	2.5209 VALVE, FUEL DRAIN CHECK													
	23508727 VALVE ASSY, FUEL CHECK 3/8" NPTF						1							
	23509140 VALVE ASM FUEL CHK 3/8 NPTF #8													1
	8929833 CONNECTOR, 3/8" INV. FL. TUBE 5/8" PIPE (12.9460)									1	1			
	8925034 ELBOW, 45 DEG. ST 3/8" NPTF (12.9590)									1				
	8929725 ELBOW, .80" RESTRICTION, 3/8"PIPE X5/16" (2.5210)					1				1				1
	23511288 NIPPLE, 1/4" NPTF									1				
	23511290 NIPPLE PIPE 3/8" X 2"L (2.5209)									1				
	2.5215 HOSE, FUEL DRAIN													
	23505168 HOSE ASSY, 15.50 IN 3/8 NPTF 5/8-18 S60								1					
	23509139 HOSE ASM 15.50 IN 3/8 NPTF 3/8					1								1
	23509140 VALVE ASM FUEL CHK 3/8 NPTF #8							1						
	8929725 ELBOW, .80" RESTRICTION, 3/8"PIPE X5/16" (2.5210)		1	1		1	1	1		1	1	1	1	1
	23511290 NIPPLE PIPE 3/8" X 2"L (2.5209)							1		1				
	2.5220 CLIP, FUEL DRAIN													
	2362448 CLIP .688" DIA 3/8" BOLT CTD (12.8554)													1
	5101020 STRAP, NYLON (2.5255)								1					1
	11504986 BOLT, M8X 1.25X14 MM								1					1
	2.5255 SHIELDING, FLEXIBLE HOSE													
	5101020 STRAP, NYLON (2.5255)						AR	AR				AR		i

3116 2.5000A FUEL LINES AND FUEL COOLER

UNCONTROLLED COPY All Information subject to change without notice.
Detroit Diesel®, the spinning arrows, and the Series 60® are

registered trademarks of Detroit Diesel Corporation
6SP161 9501 © 1995 DETROIT DIESEL CORPORATION

TYPES

PART NO.	NAME AND DESCRIPTION <small>SECT</small>	ASSY	TYPES													
			1	1	1	1	1	1	1	1	1	1	1			
	2.5000A FUEL LINES AND FUEL COOLER		8	8	8	9	9	9	9	9	9	9	9	9	9	9
			7	8	9	0	1	1	1	2	2	3	3	3	4	4
			8	8	9	1	1	2	9	8	9	3	4	3		3
2.5260	VALVE, FUEL SYSTEM SHUTOFF															
23509987	VALVE 1/4" NPTF				1		1									
8929833	CONNECTOR, 3/8" INV. FL. TUBE; 5/8" PIPE (12.9460)						2									
8924998	ELBOW (90 DEG.)				1											

UNCONTROLLED COPY *All information subject to change without notice.*

Detroit Diesel®, the spinning arrows, and the Series 60® are registered trademarks of Detroit Diesel Corporation.

6SP161 9501 © 1995 DETROIT DIESEL CORPORATION

TYPES

FIG. PART NO.	NAME AND DESCRIPTION	ASSY. SECT.	1	1	1	1	1	1	1	1	2	2	2	2
	2.5000A FUEL LINES AND FUEL COOLER		1	1	1	1	1	1	1	1	2	2	2	2
			9	9	9	9	9	9	9	9	0	0	0	0
			4	6	6	7	7	8	8	8	2	2	3	5
			6	3	6	2	3	1	5	7	0	4	3	3
	2.5220 CLIP, FUEL DRAIN													
	2362448 CLIP .688" DIA 3/8" BOLT CTD (12.8554)				2						1	1		
	5101020 STRAP, NYLON (2.5255)										1	1		
	11503454 BOLT, M10 X 1.5X20.0				1									
	11504986 BOLT, M8X 1.25X14 MM										1	1		
	2.5255 SHIELDING, FLEXIBLE HOSE													
1	5101020 STRAP, NYLON (2.5255)			AR	AR								2	2
	2.5260 VALVE, FUEL SYSTEM SHUTOFF													
	23509987 VALVE 1/4" NPTF			1	1								1	1
	2.5510 HOSE ASSY., PRO-CHEK INLET													
	BAHP0184 HOSE ASM. #6 X 20.8 H&P					1								
	5126693 HOSE ASSY., 3/16"X29" L. (12.4065)					1		1	1					
	5101020 STRAP, NYLON (2.5255)					1			1					
	5144934 CLIP, .438" DIA. 3/8" BOLT					1		1	1					
	5144629 BRACKET, CLIP 90 DEG.					1								
	5177331 BRACKET (4.8042)							1	1					
	2.5520 HOSE ASSY., PRO-CHEK OUTLET													
	BAHH0246 HOSE ASM NO 6 X 26.9 H&H					1			1					
	23507192 HOSE ASSY., #6X33.42"							1						
	23513205 ELBOW, 90 DEG. 3/8" FL TUBE 3/8" PIPE					1		1	1					
	8924998 ELBOW (90 DEG.)					1								
	2362448 CLIP .688" DIA 3/8" BOLT CTD (12.8554)					1		1	1					
	5108612 BRACKET (4.4345)							1						
	11509511 BOLT, M8 X 1.25 X 20 MM					1		1	1					
	11507036 NUT, M8X 1.25					1		1	1					
	2.5530 HOSE ASSY., AIR VENT BLEEDER													
	23508727 VALVE ASSY, FUEL CHECK 3/8" NPTF					1			1					
	23509822 TEE, 1/4-18 W/SEAL (12.9161)							1						
	23511290 NIPPLE PIPE 3/8" X 2"L (2.5209)					1			1					

TYPE BREAKDOWN

SERIES 60 PARTS CATALOG

TYPES

FIG.	PART NO.	NAME AND DESCRIPTION	ASSY. SECT.	1	1	1	1	1	1	1	1	1	2	2	2	2
		2.5000A FUEL LINES AND FUEL COOLER		1	1	1	1	1	1	1	1	1	2	2	2	2
				9	9	9	9	9	9	9	9	9	0	0	0	0
				4	6	6	7	7	8	8	8	8	2	2	3	3
				6	3	6	2	3	1	5	7	0	4	3	3	3
	2.5220	CLIP, FUEL DRAIN														
	2362448	CLIP .688" DIA 3/8" BOLT CTD (12.8554)				2							1	1		
	5101020	STRAP, NYLON (2.5255)											1	1		
	11503454	BOLT, M10X 1.5X20.0			1											
	11504986	BOLT, M8X 1.25X14 MM											1	1		
	2.5255	SHIELDING, FLEXIBLE HOSE														
1	5101020	STRAP, NYLON (2.5255)			AR	AR									2	2
	2.5260	VALVE, FUEL SYSTEM SHUTOFF														
	23509987	VALVE 1/4" NPTF			1	1									1	1
	2.5510	HOSE ASSY., PRO-CHEK INLET														
	BAHP0184	HOSE ASM. #6 X 20.8 H&P					1									
	5126693	HOSE ASSY., 3/16"X29" L. (12.4065)					1		1	1						
	5101020	STRAP, NYLON (2.5255)					1			1						
	5144934	CLIP, .438" DIA. 3/8" BOLT					1		1	1						
	5144629	BRACKET, CLIP 90 DEG.					1									
	5177331	BRACKET (4.8042)							1	1						
	2.5520	HOSE ASSY., PRO-CHEK OUTLET														
	BAHH0246	HOSE ASM NO 6 X 26.9 H&H					1						1			
	23507192	HOSE ASSY., #6 X 33.42"							1							
	23513205	ELBOW, 90 DEG. 3/8" FL TUBE 3/8" PIPE					1		1	1						
	8924998	ELBOW (90 DEG.)					1									
	2362448	CLIP .688" DIA 3/8" BOLT CTD (12.8554)					1		1	1						
	5108612	BRACKET (4.4345)							1							
	11509511	BOLT, M8X 1.25X20 MM					1		1	1						
	11507036	NUT, M8 X 1.25					1		1	1						
	2.5530	HOSE ASSY., AIR VENT BLEEDER														
	23508727	VALVE ASSY, FUEL CHECK 3/8" NPTF					1						1			
	23509822	TEE, 1/4"-18W/SEAL (12.9161)							1							
	23511290	NIPPLE PIPE 3/8" X 2"L (2.5209)					1						1			

3120 2.5000A FUEL LINES AND FUEL COOLER

UNCONTROLLED COPY All information subject to change without notice.
Detroit Diesel®, the spinning arrows, and the Series 60® are registered trademarks of Detroit Diesel Corporation.

6SP161 9501 © 1995 DETROIT DIESEL CORPORATION

TYPES

FIG. PART NO.	NAME AND DESCRIPTION	ASSY. SECT.	2	2				
	2.5000A FUEL LINES AND FUEL COOLER		2	2				
			0	0				
			5	5				
			8	9				
	2.5060 HOSE, FUEL PUMP INLET							
2	23509154 HOSE ASSY., #8 X 14.50" FC350-08		1	1				
2	8924148 CONN 1/2 FLD TUB 3/8 NPTF BRS		1	1				
2	8924201 EL 45 DEG 1/2"FLD TUB 3/8"NPTF		1	1				
	2.5070 CLIP, STRAINER TO FUEL PUMP							
1	2362448 CLIP .688" DIA 3/8" BOLT CTD (12.8554)		2	2				
	2.5110 HOSE, FUEL PUMP OUTLET TO FILTER							
2	8924517 PLUG, 3/8"-18 SQ. SOC. VIBRA SEAL (12.9550)		1	1				
2	23505247 TEE, 90 DEG 5/8" TUBE 2 WAY 1/4" PIPE (12.9616)		1	1				
	2.5115 HOSE, FUEL PUMP OUTLET TO COLD PLATE							
	BACH0253 HOSE ASM NO 6 X 28.2 C&H			1				
	BAHP0311 HOSE ASM NO.6 X 33.5 H&P		1					
	23516523 CONN ASM.9/16-18 X 1.332 STGT		1					
	8929831 CONNECTOR, 45 DEG. 3/8 FLD TUBE 3/8 PIPE (12.9460)		1	1				
	2.5117 HOSE, COLD PLATE TO FUEL FILTER							
	BACH0188 HOSE ASM NO.6 X 21.7 C&H			1				
	BAHP0188 HOSE ASM NO.6 X 21.2 H&P		1					
	23516523 CONN ASM.9/16-18 X 1.332 STGT		1					
	2.5160 HOSE, FILTER TO CYLINDER HEAD							
1	8929841 HOSE ASSY., #6X22.94" L.		1	1				
1	8929832 ELBOW, 90 DEG. 3/8 INV FLD TUBE 3/8 PIPE (12.9480)		1	1				
	2.5180 CLIP, CYLINDER HEAD INLET							
1.2	2362448 CLIP .688" DIA 3/8" BOLT CTD (12.8554)		1	1				
1.2	11504986 BOLT, M8X 1.25X14 MM		1	1				
	2.5209 VALVE, FUEL DRAIN CHECK							
	23508727 VALVE ASSY, FUEL CHECK 3/8" NPTF		1					
	2.5215 HOSE, FUEL DRAIN							
	8929725 ELBOW, .80" RESTRICTION, 3/8"PIPE X5/16" (2.5210)		1	1				
	2.5255 SHIELDING, FLEXIBLE HOSE							
1	5101020 STRAP, NYLON (2.5255)		AR	AR				

UNCONTROLLED COPY All information subject to change without notice.

Detroit Diesel®, the spinning arrows, and the Series 60® are registered trademarks of Detroit Diesel Corporation.

6SP161 9501 © 1995 DETROIT DIESEL CORPORATION

TYPE BREAKDOWN

SERIES 60 PARTS CATALOG

TYPES

FIG. PART NO.	NAME AND DESCRIPTION	ASSY. SECT.
	2.5000A FUEL LINES AND FUEL COOLER	
2.5260	VALVE, FUEL SYSTEM SHUTOFF	
23509987	VALVE 1/4" NPTF	
8929833	CONNECTOR, 3/8" INV. FL. TUBE; 5/8" PIPE (12.9460)	

1.0000 IMSiM! (LESS MAJOR ASSEMBLIES) 4.00SO LUBRICATING SYSTEM

- 1.1000 CYLINDER BLOCK
- 1.1000A .. AIR BOX DRAINS
- 1.0000 CYLINDER HEAD
- 1.3000A .. ENGINE LIFTER BRACKET
- 1.3000 CRANKSHAFT Oil. SEALS UNO
STABILIZERS
- 1.3000A ... CRANKSHAFT FRONT COVER
.30008
- U3000C .. v O > P1JU..EY
- 1.3000D . CRANKSHAFT PULLEY**
- 1.40G0A .. FLYWHEEL
- 1.5000A ... FLYWHEEL HOUSING
- 1.00008 FLYWHEEL HOUSING ADAPTOR
- 1.6000 CONNECTING ROD
- 1.7000 CAMSHAFT AND-GEAR TRAIN
- 1.7000A .. BALANCE WEIGHT COVER
- K7000B ... ACCESSORY DRIVE
- 1.8000 VALVE AMD INJECTOR OPERATING
mechanism
- i .8G00A .. ROCKER COVER

2.0000 FUEL SYSTEM

- 2.100QA ... FUEL INJECTOR
- 2.10Q0B INJECTOR CONTROLS ELECTRONIC
- A .2360 FUEL PUMP
- 2.3000A .. FUEL FILTER AND STFIAINER
- J.8000A FUEL LINES .AMD FUEL COOLER

3.0000 AIR SYSTEM

- 3.1000A .. | AIR CLEANER AND/OR ADAPTOR
- 3.3000A .. | AIR INLET HOUSING
- 3.3000C .. | AIR INTAKE MANIFOLD
- 3.4000 ... | BLOWER AND DRIVE
- 3.4000A .. | BLOWER DRIVE SHAFT
- 3.5000A .. | TURBOCHARGER

- 8.1006A OK., PUMP
- 4 i0038 OIL DISTRIBUTION CYSTIC
- 4.10Q0C Oil PRESSURE REGUT
- 4.2000A Oil FILTER
- 4.S060A OIL FILTER LINES
- 4.4006A OIL COOLER
- 4 GGGGIA oil fil l er
- 4.5000A DIPSTICK
- 4.7030A OIL RAN
- 4.8663 A VENTILATING SYSTEM

.0000 COOLING SYSTEM

- 3.100«
- 6.50Q0A FRESH vGATr FUME COV
- S.B000B THERMOSTAT
- E2000C WATER BYPASS TUBE
- 5.3DDBB WATER CONNECTIONS
- 5.41)00A FAN
- 5.100».... water fil ter

6.0000 EXHAUST SYSTEM!

- 6 TIOGA BXHAAST'MANSFOL» JSND/Of?
- CONNECTIONS
- ..ICC , ... EXHAUST MUFFLER AND/OR
- OOMNEGTOiSS

7.0000 ELECTRICAL INSTRUMENTS

- 7 TIOGA
- 7.3000A STARTING MOTOR
- 7.4000B

11 0000 EH3 AG. MOi NT iC

- '11.100DA. ENGINE MOUNTING BASE

12.800*0 MISCELLANEOUS

- 12.4000A AIR COMPRESSOR
- 1S.5000A HYDRAULIC PUMP
- 18.7000A APPEARANCE PACKAGE FOR
- '12.8680A
- 12.80608 fabrication mate RIAL

TYPES

FIG. PART NO.	NAME AND DESCRIPTION	ASSY. SECT.
	3.1000A AIR CLEANER AND/OR ADAPTOR	3 8 5
3.1259	ELBOW, TURBOCHARGER AIR INLET	
23508407	* ELBOW, TURBO COMP OTLT90DEG	1
23508408 *	RING, SEAL TURBO COMP OTLT ELBOW * FOR UNITS WITH CHASSIS MOUNTED CHARGE AIRCOOLER.	1
3.1280	CLAMP, AIR INLET PIPE HOSE	
23507505	* CLAMP ASSY., 4.43" DIA. * FOR UNITS WITH CHASSIS MOUNTED CHARGE AIR COOLER.	1

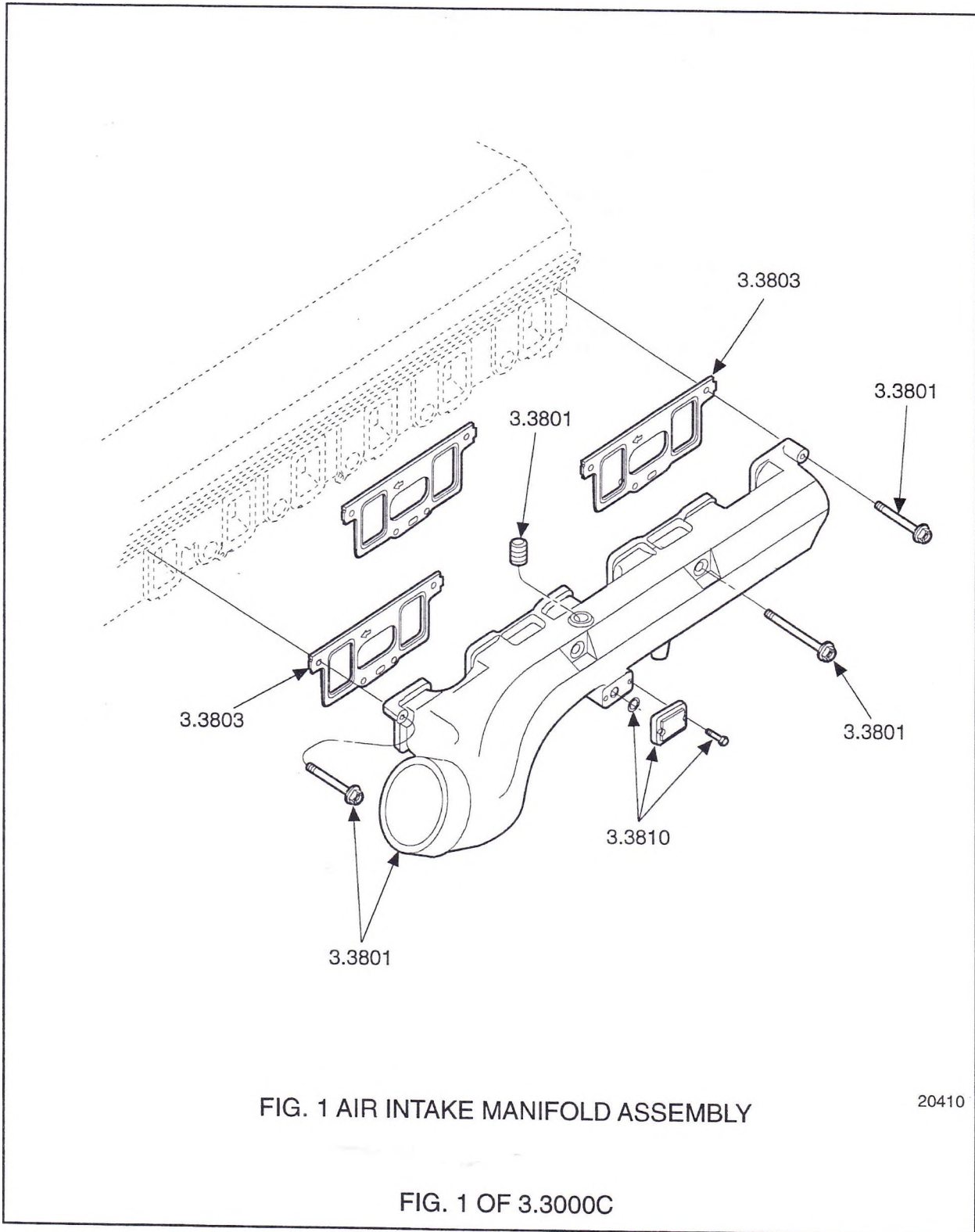
UNCONTROLLED COPY All information subject to change without notice.

Detroit Diesel®, the spinning arrows, and the Series 60® are registered trademarks of Detroit Diesel Corporation.

6SP161 9501 © 1995 DETROIT DIESEL CORPORATION

DETROIT DIESEL

SERIES 60 ENGINE



UNCONTROLLED COPY *All information subject to change without notice.*
Detroit Diesel®, the spinning arrows, and the Series 60® are
registered trademarks of Detroit Diesel Corporation.
6SP161 9501 © 1995 DETROIT DIESEL CORPORATION

DETROIT DIESEL

SERIES 60 ENGINE

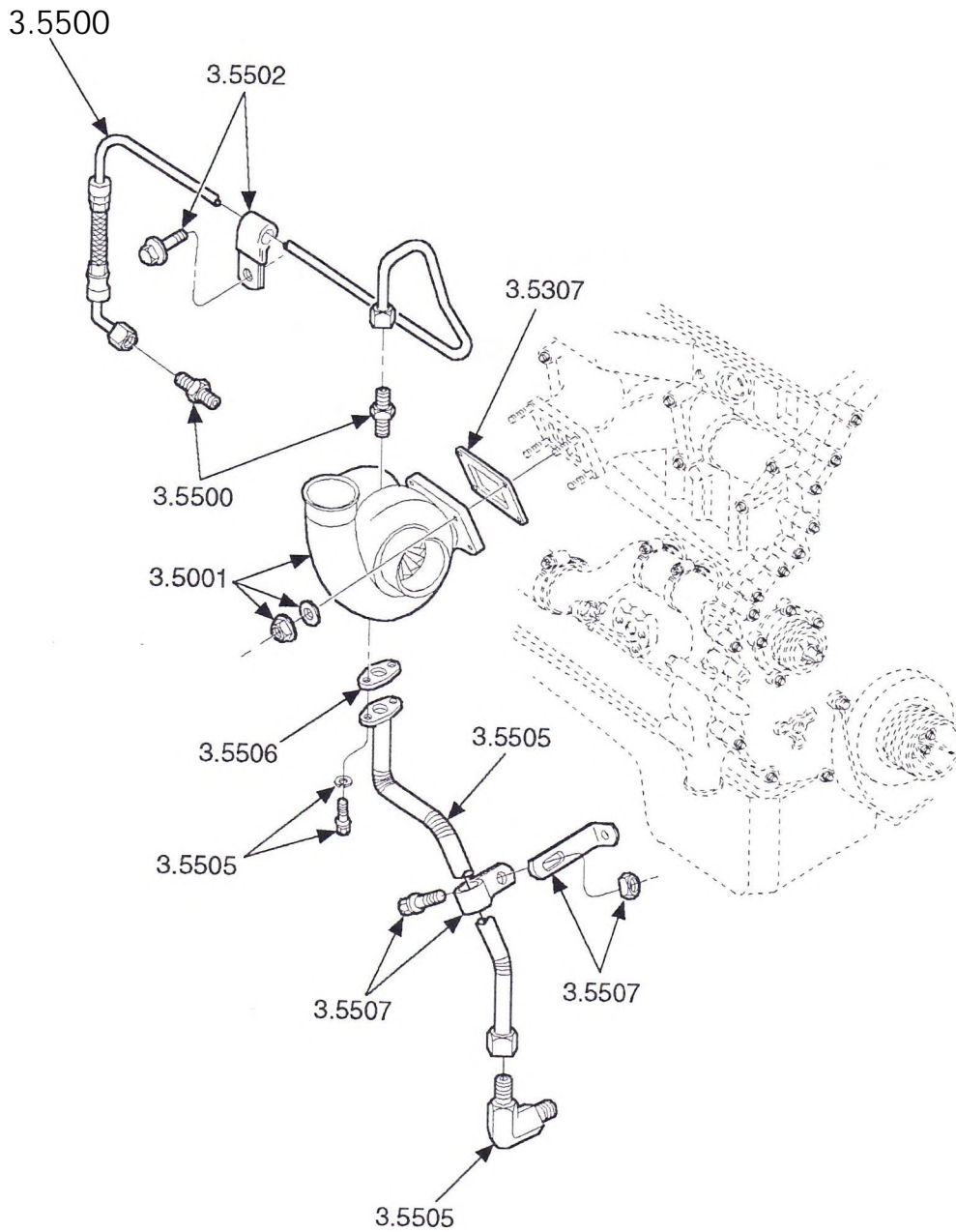


FIG. 1 TURBOCHARGER INSTALLATION

FIG. 1 OF 3.5000A

TYPES

FIG.	PART NO.	NAME AND DESCRIPTION	ASSY. SECT.	9	1	1	1	1	1	1	1	1	1	1	1	
				7	0	0	0	0	0	0	0	0	0	0	0	
				1	0	1	1	3	4	5	5	5	5	5	5	
					3	0	1	9	0	0	1	2	3	4	5	
		3.5000A TURBOCHARGER														
		3.5001 TURBOCHARGER														
	8929796	TURBOCHARGER ASSY. (TV51 1.23 A/R) 11L								1		1			1	
1	8929797	TURBOCHARGER ASSY. (TV51 1.54 A/R) 12.7L			1						1		1			1
1	R8929435	U TURBOCHARGER ASSY. (TV51 1.15 A/R) 11L (R8929796)		1		1		1								
1	R8929507	U TURBOCHARGER ASSY. (TV51 1.54 A/R) 12.7L (R8929797)			1		1		1							
1	R8929796	TURBOCHARGER ASSY. (TV51 1.23 A/R) 11L	A1							1		1			1	
1	R8929797	TURBOCHARGER ASSY. (TV51 1.54 A/R) 12.7L	A1		1						1		1			1
1	8929169	WASHER (12.9190)		4	4	4	4	4	4	4	4	4	4	4	4	4
1	11506101	NUT, M10X 1.5		4	4	4	4	4	4	4	4	4	4	4	4	4
		U NOT SERVICED, USE PART NUMBER SHOWN IN PARENTHESES														
		3.5008 KIT, TURBOCHARGER REPAIR														
	23514026	TURBO REPAIR KIT SERIES 60 TV51		AR	AR	AR	AR	AR	AR	AR	AR	AR	AR	AR	AR	AR
		3.5307 GASKET, TURBOCHARGER EXHAUST INLET CONNECTION														
1	8929529	GASKET		1	1	1	1	1	1	1	1	1	1	1	1	1
		3.5500 TUBE, TURBOCHARGER OIL SUPPLY														
1	8929030	HOSE ASSY.		1	1					1	1					
1	8929526	HOSE ASSY. (HI MOUNT)				1	1					1	1			
1	8929644	HOSE ASSY. (FORWARD MOUNT)						1	1						1	1
1	8924161	ELBOW, 90 DEG., 3/8" TUBE (12.9480)		1	1	1	1	1	1	1	1	1	1	1	1	1
1	8924171	CONNECTOR, 3/8" INV. FL. TUBE (12.9460)		1	1	1	1	1	1	1	1	1	1	1	1	1
		3.5502 CLIP, TURBOCHARGER OIL SUPPLY TUBE														
1	5169119	CLIP, 3/8" (2.5120)		1	1	1	1	1	1	1	1	1	1	1	1	1
	5130913	BRACKET (7.4597)		1	1			1	1	1	1				1	1
1	11509511	BOLT, M8 X 1.25 X 20 MM		1	1			1	1	1	1				1	1
	11506101	NUT, M10X 1.5		1	1	1	1	1	1	1	1	1	1	1	1	1
	11507036	NUT, M8 X 1.25		1	1			1	1	1	1				1	1
		3.5505 TUBE, TURBOCHARGER OIL RETURN														
1	8929784	A TUBE ASSY. (DEV. L. 586.0MM)						1	1						1	1
1	8929420	TUBE ASSY. (DEV. L. 508.0MM)		1	1					1	1					
1	8929783	TUBE ASSY. (HI MOUNT) (DEV. L. 618.0MM)				1	1					1	1			
	8929471	HOSE, .88" I.D. X 5" LG. (3.5505)		1	1	1	1	1	1	1	1			1	1	1
1	23500691	ELBOW		1	1	1	1	1	1	1	1	1	1	1	1	1
1	11509511	BOLT, M8X 1.25X20 MM		2	2	2	2	2	2	2	2	2	2	2	2	2

UNCONTROLLED COPY All information subject to change without notice.

Detroit Diesel®, the spinning arrows, and the Series 60® are registered trademarks of Detroit Diesel Corporation.

6SP161 9501 © 1995 DETROIT DIESEL CORPORATION

TYPE BREAKDOWN

SERIES 60 PARTS CATALOG

TYPES

FIG. PART NO.	NAME AND DESCRIPTION	ASSY. SECT.	9	1	1	1	1	1	1	1	1	1	1	1	1
3.5000A	TURBOCHARGER		7	0	0	0	0	0	0	0	0	0	0	0	0
			1	0	1	1	3	4	5	5	5	5	5	5	5
				3	0	1	9	0	0	1	2	3	4	5	
3.5505	TUBE, TURBOCHARGER OIL RETURN (cont.) A NOT SERVICED, USE 23505038 TUBE, 23505039 ELBOW AND 5146788 CLIP.														
3.5506	GASKET, TURBOCHARGER OIL RETURN TUBE														
8929285	GASKET (3.5505)		1	1	1	1	1	1	1	1	1	1	1	1	1
3.5507	CLIP, TURBOCHARGER OIL RETURN TUBE														
8929756	CLAMP 15/16"—1 1/4" (12.9660)		2	2	2	2	2	2	2	2	2	2	2	2	2

TYPES

FIG.	PART NO.	NAME AND DESCRIPTION	ASSY. SECT.	1	0	1	1	1	1	1	1	1	1	1	1	1	1	1	1	
3.5000A TURBOCHARGER				1	0	1	1	1	1	1	1	1	1	1	1	1	1	1	1	1
				8	9	5	5	5	5	5	6	0	2	2	4	2	2	2	2	
				7	0	0	2	3	5	6	5	0	8	1	0					
	3.5001	TURBOCHARGER																		
1	R23504966	TURBOCHARGER ASSY. (TMF51 1.34 MR) 12.7L	A1										1	1						
1	R23504967	TURBOCHARGER ASSY. (TMF51 1.34 MR) 12.7L LOW MIX	A1																1	
1	R8929796	TURBOCHARGER ASSY.(TV51 1.23 MR) 11L	A1				1	1		1										
1	R8929797	TURBOCHARGER ASSY. (TV51 1.54 MR) 12.7L	A1			1			1			1								
1	R8929902	TURBOCHARGER ASSY. (TV51 1.15 MR) 11L	A1	1																
1	R8929903 =	TURBOCHARGER ASSY. (TV51 1.54 MR) 11L	A1		1						1									
1	8929169	WASHER (12.9190)		4	4	4	4	4	4	4	4	4	4	4	4	4	4	4	4	
1	11506101	NUT, M10X 1.5 = OBSOLETE.		4	4	4	4	4	4	4	4	4	4	4	4	4	4	4	4	
	3.5008	KIT, TURBOCHARGER REPAIR																		
	23514026	TURBO REPAIR KIT SERIES 60 TV51		AR	AR	AR	AR	AR	AR	AR	AR	AR	AR	AR	AR	AR	AR	AR	AR	
	23514027	TURBO REPAIR KIT SERIES 60 TV45 AND TMF51											AR	AR	AR					
	3.5307	GASKET, TURBOCHARGER EXHAUST INLET CONNECTION																		
1	8929529	GASKET		1	1	1	1	1	1	1	1	1	1	1	1	1	1	1	1	
	3.5500	TUBE, TURBOCHARGER OIL SUPPLY																		
1	8929602	HOSE ASSY. (LOW MOUNT) (NO 6)		1	1															
1	8929867	HOSE ASSY. (HI MOUNT) (45 DEG FLG)					1		1								1			
1	8929869	HOSE ASSY. (LOW MOUNT) (45 DEG FLG)							1			1							1	
1	8924161	ELBOW, 90 DEG., 3/8" TUBE (12.9480)		1	1															
	8929837	ELBOW, 45 DEG. 3/8 FLD TUBE 1/4 PIPE (12.9390)					1	1	1	1	1	1	1	1	1	1	1	1	1	
1	8929866	HOSE ASSY. (MED MOUNT) (45 DEG FLG)					1				1		1	1						
1	8924171	CONNECTOR, 3/8" INV. FL. TUBE (12.9460)		1	1															
1	8929833	CONNECTOR, 3/8" INV. FL. TUBE; 5/8" PIPE (12.9460)					1	1	1	1	1	1	1	1	1	1	1	1	1	
	3.5502	CLIP, TURBOCHARGER OIL SUPPLY TUBE																		
1	5169119	CLIP, 3/8" (2.5120)		1	1		1	1	1	1	1	1	1	1	1	1	1	1	1	
	5114210	SUPPORT, CLIP (4.8042)						1		1						1				
	5177331	BRACKET (4.8042)					1	1	1	1	1	1	1	1	1	1	1	1	1	
1	11509511	BOLT, M8X 1.25X20 MM					1		1		1	1	1	1	1	1	1	1	1	
	11506101	NUT, M10X 1.5					1		1		1	1	1	1	1	1	1	1	1	
	11507036	NUT, M8X 1.25					1		1		1	1	1	1	1	1	1	1	1	

UNCONTROLLED COPY All information subject to change without notice.

Detroit Diesel®, the spinning arrows, and the Series 60® are registered trademarks of Detroit Diesel Corporation.

6SP161 9501 © 1995 DETROIT DIESEL CORPORATION

a i'll
3.5000A TURBOCHARGES

TYPE BREAKDOWN

SERIES 60 PARTS CATALOG

TYPES

FIG.	PART NO.	NAME AND DESCRIPTION	ASSY. SECT.	TYPES													
				1087	1090	1105	1115	1125	1135	1145	1155	1165	1175	1185	1195		
3.5000A TURBOCHARGER				1	1	1	1	1	1	1	1	1	1	1	1	1	1
TUBE, TURBOCHARGER OIL RETURN				0	0	1	1	1	1	1	1	1	2	2	2	2	2
				8	9	5	5	5	5	5	6	0	2	4	5	5	
				7	0	0	2	3	5	6	5	0	8	1	0	0	
	3.5505																
1	8929420	TUBE ASSY. (DEV. L. 508.0MM)				1				1			1				
1	8929601	TUBE ASSY. LOW MTD OIL DRN		1	1			1			1					1	
1	23505862	TUBE ASSY., OIL DRAIN FLEX										1					
1	8929783	TUBE ASSY (HI MOUNT) (DEV. L. 618.0MM)					1		1						1		
	8929471	HOSE, .88" I.D. X 5" LG. (3.5505)		1	1	1	1	1	1	1	1	1	1	1	1	1	
1	23500691	ELBOW		1	1	1	1	1	1	1	1	1	1	1	1	1	
1	23505039	ELBOW, 90 DEG FLD 3/4 TUBE										1					
1	11509511	BOLT, M8X 1.25X20 MM		2	2	2	2	2	2	2	2	2	2	2	2	2	
		# NOT SERVICED, USE 23505862 TUBE, 23505039 ELBOW AND 5146788 CLIP															
	3.5506																
		GASKET, TURBOCHARGER OIL RETURN TUBE															
1	8929285	GASKET (3.5505)			1	1	1	1	1	1	1	1	1	1	1	1	
	3.5507																
		CLIP, TURBOCHARGER OIL RETURN TUBE															
	5146788	CLIP, 5/8" HOSE (2.5070)										1					
	5161875	CLIP, 7/16" DIA.														1	
	8929756	CLAMP 15/16"—1 1/4" (12.9660)		2	2	2	2	2	2	2	2		2	2	2	2	

TYPES

FIG.	PART NO.	NAME AND DESCRIPTION	ASSY. SECT.	TYPES														
				1	2	3	4	5	6	7	8	9	10	11	12			
3.5000A TURBOCHARGER				1	1	1	1	1	1	1	1	1	1	1	1	1	1	1
				2	2	2	2	2	2	2	2	2	2	2	3	3	3	3
				5	6	7	8	8	8	9	9	9	9	1	3	3	3	3
				4	3	4	1	2	3	3	7	8	9	4	1			1
3.5001 TURBOCHARGER																		
1	R23504966	TURBOCHARGER ASSY. (TMF51 1.34 A/R) 12.7L	A1	1	1													
1	R23504967	TURBOCHARGER ASSY. (TMF51 1.34 A/R) 12.7L LOW MIX	A1				1										1	
1	R23507908	TURBOCHARGER ASSY. (TV4501 1.22 A/R) 11L	A1			1			1									
1	R23507909	TURBOCHARGER ASSY. (TV4501 1.22 A/R) 11L LOW MT	A1					1								1		
1	R23508405	TURBOCHARGER ASSY. (TV4502 1.22 A/R) 11LHI/MEDMT	A1							1								
1	R23508406	TURBOCHARGER ASSY. (TV4502 1.22 A/R) 11L LOW MT	A1											1				
1	R23508410	TURBOCHARGER ASSY (TMF5102 1.34 A/R) 12.7L HI/MED	A1									1	1					
1	8929169	WASHER (12.9190)		4	4	4	4	4	4	4	4	4	4	4	4	4	4	
1	11506101	NUT, M10X 1.5		4	4	4	4	4	4	4	4	4	4	4	4	4	4	
3.5008 KIT, TURBOCHARGER REPAIR																		
	23514027	TURBO REPAIR KIT SERIES 60 TV45 AND TMF51		AR	AR	AR	AR	AR	AR	AR	AR	AR	AR	AR	AR	AR	AR	
3.5307 GASKET, TURBOCHARGER EXHAUST INLET CONNECTION																		
1	8929529	GASKET		1	1	1	1	1	1	1	1	1	1	1	1	1	1	
3.5500 TUBE, TURBOCHARGER OIL SUPPLY																		
	23513187	TUBE, TURBO OIL SPLY HIGH MT				1			1	1	1							
	23513188	TUBE, TURBO OIL SPLY MED MT		1		1						1						
	23513189	TUBE, TURBO OIL SPLY LOW MT					1	1						1	1	1		
1	23505905	HOSE ASSY. TURBO OIL SPLY MED MT (OIL BYPASS SYSTEM)		1		1						1						
	8924998	ELBOW (90 DEG.)		1		1		1				1						
1	8929833	CONNECTOR, 3/8" INV. FL. TUBE; 5/8" PIPE (12.9460)		2	2	2	2	1	2	2	2	2	2	2	2	2	2	
	23505246	TEE SPL 2 WAY 1/4" NPTF 5/8" TUB (12.9616)		1		1						1						
	23515900	TEE 2WAY 3/8 TUB 1/4 NPTF M&F STL S60		1		1			1	1	1			1	1	1		
	23505907	SHIELD, HEAT OIL CLR TUBE					1	1						1				
3.5502 CLIP, TURBOCHARGER OIL SUPPLY TUBE																		
1	23509256	CLIP, 3/8" DIA. 7/16" BOLT						1	1					1	1	1		
1	5110070	CLIP, 3/8" DIA. 1/2" BOLT		1	1	1		1	1					1	1	1		
1	5144934	CLIP, .438" DIA. 3/8" BOLT						1	1					1				
	5145994	CLIP, 3/8" TUBE X 1/2" BOLT		1	1	1				1	1	1	1					
	23505086	BRACKET						1	1					1	1	1		
1	11509511	BOLT, M8X 1.25X20 MM			1		1	1	1	1	1	1	1	1	1	1	1	
	11507036	NUT, M8X 1.25			1		1	1	1	1	1	1	1	1	1	1	1	

UNCONTROLLED COPY All information subject to change without notice.

Detroit Diesel®, the spinning arrows, and the Series 60® are registered trademarks of Detroit Diesel Corporation.

6SP161 9501 © 1995 DETROIT DIESEL CORPORATION

TYPE BREAKDOWN

SERIES 60 PARTS CATALOG

TYPES

FIG.	PART NO.	NAME AND DESCRIPTION	ASSY. SECT.	1	2	3	4	5	6	7	8	9	10	11	12
		3.5000A TURBOCHARGER		1	1	1	1	1	1	1	1	1	1	1	1
		TUBE, TURBOCHARGER OIL RETURN		2	2	2	2	2	2	2	2	2	2	2	2
		GASKET, TURBOCHARGER OIL RETURN TUBE		5	6	7	8	8	8	9	9	9	9	1	3
		CLIP, TURBOCHARGER OIL RETURN TUBE		4	3	4	1	2	3	3	7	8	9	4	1
	3.5505	TUBE, TURBOCHARGER OIL RETURN													
1	23505038	TUBE TURBO OIL DRN FLEX STNLS			1			1	1	1					
1	23505862	TUBE ASSY., OIL DRAIN FLEX	1			1								1	1
1	23508412	TUBE, OIL DRAIN FLEX					1	1				1	1		
1	23505039	ELBOW, 90 DEG FLD 3/4 TUBE	1		1	1	1	1	1	1	1	1	1	1	1
1	11509511	BOLT, M8X 1.25X20 MM	2	2	2	2	2	2	2	2	2	2	2	2	2
	3.5506	GASKET, TURBOCHARGER OIL RETURN TUBE													
1	8929285	GASKET (3.5505)	1	1	1	1	1	1	1	1	1	1	1	1	1
	3.5507	CLIP, TURBOCHARGER OIL RETURN TUBE													
1	2476233	CLIP, .750" DIA, 3/8" BOLT	1	1	1			1	1	1	1			1	1
1	5144629	BRACKET, CLIP 90 DEG.	1		1							1			
1	5173022	BRACKET, CLIP			1			1	1	1					
1	11503454	BOLT, M10X 1.5X20.0	1	1	1			1	1	1	1				
	11504986	BOLT, M8X 1.25X14 MM												1	1
1	11509511	BOLT, M8X 1.25X20 MM	1		1				1	1	1				
1	11507036	NUT, M8X1.25	1		1				1	1	1				

3-134
3.5000A TURBOCHARGER

UNCONTROLLED COPY All information subject to change without notice.

Detroit Diesel®, the spinning arrows, and the Series 60® are

registered trademarks of Detroit Diesel Corporation.

6SP161 9501 © 1995 DETROIT DIESEL CORPORATION

TYPES

3.5000A TURBOCHARGER			1	1	1	1	1	1	1	1	1	1	1	1
FIG.	PART NO.	NAME AND DESCRIPTION	ASSY. SECT.	3	3	3	3	3	4	4	4	5	5	5
				4	4	6	6	8	4	5	5	0	0	2
			7	8	6	7	3	4	2	5	8	9	7	8
	3.5001	TURBOCHARGER												
1	R23504966	TURBOCHARGER ASSY. (TMF51 1.34 A/R) 12.7L	A1				1							
1	R23507908	TURBOCHARGER ASSY. (TV4501 1.22 A/R) 11L	A1											
1	R23508405	TURBOCHARGER ASSY. (TV4502 1.22 A/R) 11LHI/MED MT	A1	1					1			1		
1	R23508406	TURBOCHARGER ASSY. (TV4502 1.22 A/R) 11L LOW MT	A1				1							
1	R23508410	TURBOCHARGER ASSY. (TMF5102 1.34 A/R) 12.7LHI/MED	A1					1			1			
1	R23508411	TURBOCHARGER ASSY. (TMF5102 1.34 A/R) 12L LOW MT	A1	1		1								
	R23515635	TURBOCHARGER (1.34AR) 12L RE-MANUFACTURED											1	1
1	8929169	WASHER (12.9190)		4	4	4	4	4	4	4	4	4	4	4
1	11506101	NUT, M10X 1.5		4	4	4	4	4	4	4	4	4	4	4
	3.5008	KIT, TURBOCHARGER REPAIR												
	23514027	TURBO REPAIR KIT SERIES 60 TV45 AND TMF51		AR	AR	AR	AR	AR						
	3.5307	GASKET, TURBOCHARGER EXHAUST INLET CONNECTION												
1	8929529	GASKET		1	1	1	1	1	1	1	1	1	1	1
	3.5500	TUBE, TURBOCHARGER OIL SUPPLY												
	23513187	TUBE, TURBO OIL SPLY HIGH MT												1
	23513188	TUBE, TURBO OIL SPLY MED MT			1			1	1	1	1		1	
	23513189	TUBE, TURBO OIL SPLY LOW MT		1		1	1							
	23515352	TUBE TURB OIL SUPPLY MED MOUNT										1	1	
1	23505905	HOSE ASSY. TURBO OIL SPLY MED MT (OIL BYPASS SYSTEM)			1			1	1	1				
	8924998	ELBOW (90 DEG.)			1			1	1	1				
1	8929833	CONNECTOR, 3/8" INV. FL. TUBE 5/8" PIPE (12.9460)		2	2	2	2	2	2	2	2	2		
	23505246	TEE SPL 2 WAY 1/4" NPTF 5/8" TUB (12.9616)			1			1	1	1				
	23515900	TEE 2WAY 3/8 TUB 1/4 NPTF M&F STL S60		1	1	1	1	1						
	23505907	SHIELD, HEAT OIL CLR TUBE		1										
	3.5502	CLIP, TURBOCHARGER OIL SUPPLY TUBE												
1	23509256	CLIP, 3/8" DIA. 7/16" BOLT		1		1	1							
	5145994	CLIP, 3/8" TUBE X 1/2" BOLT			1			1						
	23505086	BRACKET		1		1	1							
1	11509511	BOLT, M8X 1.25X20 MM		1		1	1	1						
	11507036	NUT, M8 X 1.25		1		1	1	1				1	1	1
	3.5505	TUBE, TURBOCHARGER OIL RETURN												
1	23505038	TUBE TURBO OIL DRN FLEX STNLS												1

UNCONTROLLED COPY All information subject to change without notice.

Detroit Diesel®, the spinning arrows, and the Series 60® are registered trademarks of Detroit Diesel Corporation.

6SP161 9501 © 1995 DETROIT DIESEL CORPORATION

BDC for engine manuals and specs
<https://barringtondieselclub.co.za/>

TYPES

3.5000A TURBOCHARGER			1	1	1	1	1	1	1	1	1	1	1	1
FIG.	PART NO.	NAME AND DESCRIPTION	ASSY. SECT.	3	3	3	3	3	4	4	4	5	5	5
				4	4	6	6	8	4	5	5	0	0	2
				7	8	6	7	3	4	2	5	8	9	7
	3.5505	TUBE, TURBOCHARGER OIL RETURN (cont.)												
1	23505862	TUBE ASSY., OIL DRAIN FLEX			1	1	1	1	1	1	1			1
1	23508412	TUBE, OIL DRAIN FLEX		1										
	23515354	TUBE TURB OIL DRN FLEX SST MED MT										1	1	
1	23505039	ELBOW, 90 DEG FLD 3/4 TUBE		1	1	1	1	1	1	1	1	1	1	1
1	11509511	BOLT, MS X 1.25X20 MM		2	2	2	2	2	2	2	2	2	3	2
	3.5506	GASKET, TURBOCHARGER OIL RETURN TUBE												
1	8929285	GASKET (3.5505)		1	1	1	1	1	1	1	1	1	1	1
	3.5507	CLIP, TURBOCHARGER OIL RETURN TUBE												
1	2476233	CLIP, .750" DIA., 3/8" BOLT			1	1	1	1	1	1	1	1	1	1
	5145994	CLIP, 3/8" TUBE X 1/2" BOLT								1				1
	23515353	BRACKET CLIP 90DEG										1	1	
1	5144629	BRACKET, CUP 90 DEG.			1			1	1	1				1
1	5173022	BRACKET, CLIP												
	5177331	BRACKET (4.8042)									1			
1	11503454	BOLT, M10X 1.5X20.0			1			1	1	1	1	1	1	1
	11504986	BOLT, M8 X 1.25 X 14 MM				1	1							
1	11509511	BOLT, M8X 1.25X20 MM			1				1	1	1	1		
1	11507036	NUT, M8X 1.25			1				1	1	1	1		

TYPES

FIG. PART NO.	NAME AND DESCRIPTION	ASSY. SECT.	1	2	3	4	5	6	7	8	9
3.5000A TURBOCHARGER			1	1	1	1	1	1	1	1	1
			5	5	5	5	5	5	5	5	5
			2	3	3	4	7	9			
			9	2	4	3	0	0			
	3.5001 TURBOCHARGER										
	23516108 TURB ASM TV4502 1.05A/R CER MEDMT					1					
	R23515635 TURBOCHARGER (1.34AR) 12L RE-MANUFACTURED	1									
	R23515636 TURBOCHARGER (1.34AR) 12L RE-MANUFACTURED			1	1						
	R23515894 TURBOCHARGER (1.22AR) 11L RE-MANUFACTURED							1			
1	8929169 WASHER (12.9190)	4	4	4	4	4	4	4	4	4	4
1	11506101 NUT, M10X 1.5	4		4	4	4	4				
	3.5307 GASKET, TURBOCHARGER EXHAUST INLET CONNECTION										
1	8929529 GASKET	1	1	1	1	1	1	1	2		
	3.5500 TUBE, TURBOCHARGER OIL SUPPLY										
	23513188 TUBE, TURBO OIL SPLY MED MT					1					
	23513189 TUBE, TURBO OIL SPLY LOW MT			1	1						
	23515352 TUBE TURB OIL SUPPLY MED MOUNT	1									
	23515895 TUBE OIL SUPPLY SCROLL DOWN TURBO S60							1			
1	8929833 CONNECTOR, 3/8" INV. FL. TUBE; 5/8" PIPE (12.9460)	2	2	2	2	2	2	2	2	2	2
	23505907 SHIELD, HEAT OIL CLR TUBE			1							
	5109000 BRACKET, CLIP							1			
	3.5502 CLIP, TURBOCHARGER OIL SUPPLY TUBE										
1	23509256 CLIP, 3/8" DIA. 7/16" BOLT			1	1						
	5145994 CLIP, 3/8" TUBE X 1/2" BOLT					1	1				
	23505086 BRACKET			1	1						
1	11509511 BOLT, M8X 1.25X20 MM	1			1	1	2				
	11507036 NUT, M8X 1.25	1			1	1	2				
	3.5505 TUBE, TURBOCHARGER OIL RETURN										
1	23505862 TUBE ASSY., OIL DRAIN FLEX					1	1				
1	23508412 TUBE, OIL DRAIN FLEX			1							
	23515354 TUBE TURB OIL DRN FLEX SST MED MT	1						1	1		
1	23505039 ELBOW, 90 DEG FLD 3/4 TUBE	1	1	1	1	1	1	1	1	1	1
1	11509511 BOLT, M8 X 1.25 X 20 MM	2		2	2	2	2				
	3.5506 GASKET, TURBOCHARGER OIL RETURN TUBE										
1	8929285 GASKET (3.5505)	1	1	1	1	1	1	1	1	1	1
	3.5507 CLIP, TURBOCHARGER OIL RETURN TUBE										
1	2476233 CLIP, .750" DIA., 3/8" BOLT	1		1	1	1	1	1	1	1	1
	5145994 CLIP, 3/8" TUBE X 1/2" BOLT	1									

UNCONTROLLED COPY All information subject to change without notice.

Detroit Diesel®, the spinning arrows, and the Series 60® are registered trademarks of Detroit Diesel Corporation.

6SP161 9501 © 1995 DETROIT DIESEL CORPORATION

TYPE BREAKDOWN

SERIES 60 PARTS CATALOG

TYPES

FIG. PART NO.	NAME AND DESCRIPTION	ASSY. SECT.	1	2	3	4	5	6	7	8	9
	3.5000A TURBOCHARGER		1	1	1	1	1	1	1	1	1
	NAME AND DESCRIPTION		5	5	5	5	5	5	5	5	5
			2	3	3	4	7	9			
			9	2	4	3	0	0			
	3.5507 CLIP, TURBOCHARGER OIL RETURN TUBE (cont.)										
	23515353 BRACKET CLIP 90DEG		1								
1	5144629 BRACKET, CLIP 90 DEG.					1	1	1			
1	11503454 BOLT, M10X 1.5X20.0		1			1					
	11504986 BOLT, M8 X 1.25X14 MM				1						
	3.5999										
	11506101 NUT, M10X1.5									4	
	11507036 NUT, M8X 1.25									2	
	11509511 BOLT, M8 X 1.25 X 20 MM									4	
	23514035 SPACER-PLATE TURBO DINA S50									1	
	23515895 TUBE OIL SUPPLY SCROLL DOWN TURBO S60									1	
	23516431 TURB TMF55 1 34A/R SCROLL DWN HIMT12L									1	
	5109000 BRACKET,CLIP									1	
	5145994 CLIP, 3/8" TUBE X 1/2" BOLT									1	

TYPES

FIG PART NO.	NAME AND DESCRIPTION	A	B	C	D	E	F	G	H	I	J	K	L
3.5000A TURBOCHARGER													
(Note: Assemblies are shown for component reference only.)													
3.5001	TURBOCHARGER												
1	R8929797 TURBOCHARGER ASSY. (TV51 1.54 A/R) 12.7L	1											
1	R8929796 TURBOCHARGER ASSY.(TV51 1.23 A/R) 11L		1										
1	R8929902 TURBOCHARGER ASSY. (TV51 1.15 A/R) 11L			1									
1	R8929903 TURBOCHARGER ASSY. (TV51 1.54 A/R) 11L				1								
1	R23504966 TURBOCHARGER ASSY. (TMF51 1.34 A/R) 12.7L					1							
1	R23504967 TURBOCHARGER ASSY. (TMF51 1.34 A/R) 12.7L LOW MIX						1						
1	R23507908 TURBOCHARGER ASSY. (TV4501 1.22 A/R) 11L							1					
1	R23507909 TURBOCHARGER ASSY. (TV4501 1.22 A/R) 11L LOW MT								1				
1	R23508405 TURBOCHARGER ASSY. (TV4502 1.22 A/R) 11L HI/MED MT									1			
1	R23508410 TURBOCHARGER ASSY. (TMF5102 1.34 A/R) 12.7L HI/MED										1		
1	R23508406 TURBOCHARGER ASSY. (TV4502 1.22 A/R) 11L LOW MT											1	
1	R23508411 TURBOCHARGER ASSY. (TMF5102 1.34 A/R) 12L LOW MT												1
3.5003	HOUSING, TURBOCHARGER TURBINE												
	23505780 HOUSING, TURBINE 1.23 A/R TV51 11L		1										
	23505781 KIT, TURBINE V-BAND W/NUT	1	1		1			1	1	1		1	
	23505784 HOUSING, TURBINE 1.54 A/R TV51 12.7L	1			1								
	23505787 HOUSING, TURBINE 1.34 A/R					1	1				1	1	1
	23508796 HOUSING, TURBINE 1.22 A/R TV45 11L					4	4	1	1	1	4	1	4
	23512182 BOLT, 5/8-16X1"												
3.5018	HOUSING ASSY. TURBO-CHARGER INTERMEDIATE												
	23505779 HOUSING ASSY. (TV51) 11L		1										
	23505783 HOUSING ASSY. (TV51) 12.7L	1			1								
	23505786 HOUSING ASSY. (TMF-51 GTD)					1	1				1		1
	23508409 HOUSING ASSY. (TV4502) 11L							1	1	1		1	
3.5022	HOUSING, TURBOCHARGER COMPRESSOR												
	23505778 HOUSING, COMPRESSOR (TV51) 11L		1										
	23505782 HOUSING, COMPRESSOR (TV51) 12.7L	1			1								
	23505785 HOUSING, COMPRESSOR (TMF-51 GTD)					1	1						
	23505789 KIT, COMPRESSOR V-BAND W/NUT	1	1		1	1	1	1	1	1	1	1	1
	23507505 CLAMP ASSY., 4.43" DIA.	AR	AR	AR	AR	AR	AR	AR	AR	AR	AR	AR	AR
	23508407 ELBOW, TURBO COMP OTLT 90DEG	AR	AR	AR	AR	AR	AR	AR	AR	AR	AR	AR	AR
	23508408 RING, SEAL TURBO COMP OTLT EL-BOW	AR	AR	AR	AR	AR	AR	AR	AR	AR	AR	AR	AR
	23508795 HOUSING, COMPRESSOR (TV45)							1	1				
	23509158 HOUSING, COMPRESSOR (TV4502)									1		1	

UNCONTROLLED COPY All information subject to change without notice.

Detroit Diesel®, the spinning arrows, and the Series 60® are registered trademarks of Detroit Diesel Corporation.

6SP161 9501 © 1995 DETROIT DIESEL CORPORATION

TYPE BREAKDOWN

SERIES 60 PARTS CATALOG

TYPES

FIG PART NO.	NAME AND DESCRIPTION	A	B	C	D	E	F	G	H	I	J	K	L
		<p>(Note: Assemblies are shown for component reference only.)</p>											
3.5022	HOUSING, TURBOCHARGER COMPRESSOR (cont.)												
23509159	HOUSING, COMPRESSOR (TV45) MARMON FLANGE											1	
23513730	ELBOW, TURBO COMP OTLT 45 DEG. * FOR UNITS WITH CHASSIS MOUNTED CHARGE AIRCOOLER.									1			

- 1.1000 CYLINDER BLOCK
- 1.1000A .. AIR BOX DRAINS
- 1.2000 CYLINDER HEAD
- 1.20G0A .. ENGINE, UFTER BRACKET
- 1.3000 CRANKSHAFT, OH.. SEAL..S AND STABILIZERS
- T.3000A ... CRANKSHAFT FRONT COVER
- 30008 VIBRATION DAMPER
- 1.3D00C .. CRANKSHAFT PULLEY
- 1.3000D .. CRANKSHAFT PULLEY BELT
- 1.4000A .. FLYWHEEL
- 1.5000A . . . FLYWHEEL HOUSING
- 1.50008 . . . FLYWHEEL HOUSING ADAPTOR
- 1.6000 connecting rod and piston
- 1.700D CAMSHAFT ,KKD DEAR
- 1.S900A ... BALANCE WEIGHT COVER
- 1.7000B ... ACCESSORY DRIVE
- 1.3000 VALVE AND INJECTOR OPERATING MECHANISM
- 1.3000A ... ROCKER COVER

FUEL SYSTEM

- 2.1000A FUEL INJECTOR
- 2.1000B INJECTOR CONTROLS ELECTRONIC
- 2.2000 FUEL PUMP
- 2.30G0A FUEL FILTER AND STRAINER
- 2.5000A FUEL LINES AND FUEL. COOLER

3.(1*300 AIR. SYSTEM

- 3.1'000A AIR CLEANER ANO/OR ADAPTOR
- 3.3000A .. AIR INLET HOUSING
- 3.3000C ... AIR INTAKE MANIFOLD
- 3.4000 BLOWER AND DRIVE
- 3.4000a ... BLOWER DRIVE SHAFT
- 3.5000A TURBOCHARGER

4.0000 LUBRICATING SYSTEM

- 4.1000A OIL PUMP
- 4.1000B OIL DISTRIBUTION SYSTEM
- 4.1000C OIL PRESSURE REGULATOR
- 4.2000A OIL FILTER
- 4.3000A OIL FILTER LINES
- 4.4000A OIL COOLER
- 4.5000A OIL FILLER
- 4.6000A DIPSTICK
- 4.7000A OIL PAN
- 4.8000A VENTILATING SYSTEM

,9000 COOLING SYSTEM

- SPOOO FRESH WATER PUMP
- 6.1000A FRESH WATER PUMP COVER
- 5.20008 THERMOSTAT
- S2000C WATER BYPASS TUBE
- S.3000S WATER CONNECTIONS
- 5.4000A FAN
- S.7000A WATER FILTER

6,9000 EXHAUST SYSTEM

- 6 1000A EXHAUST MANIFOLD AND/OR CONNECTIONS
- G1KK5QA EXHAUST MUFFLER AND/OR CONNECTIONS

7.0000 ELECTRICAL INSTRUMENTS

- CHARGING GENERATOR
- 7.COCOA ... STARTING MOTOR
- A10008 ... TACHOMETER DRIVE

11,6000 ENGINE MOUNTING

- ' «,1003A ENGINE MOUNTING BASE

12.0000 MISCELLANEOUS

- 1Z4DG0A MR COMPRESSOR
- NIYOODA HYDRAULIC PUMP
- 12.7000A .. APPEARANCE PACKAGE PARTS
- 12.3000A SUPPLIES
- FABRICATION MATERIAL

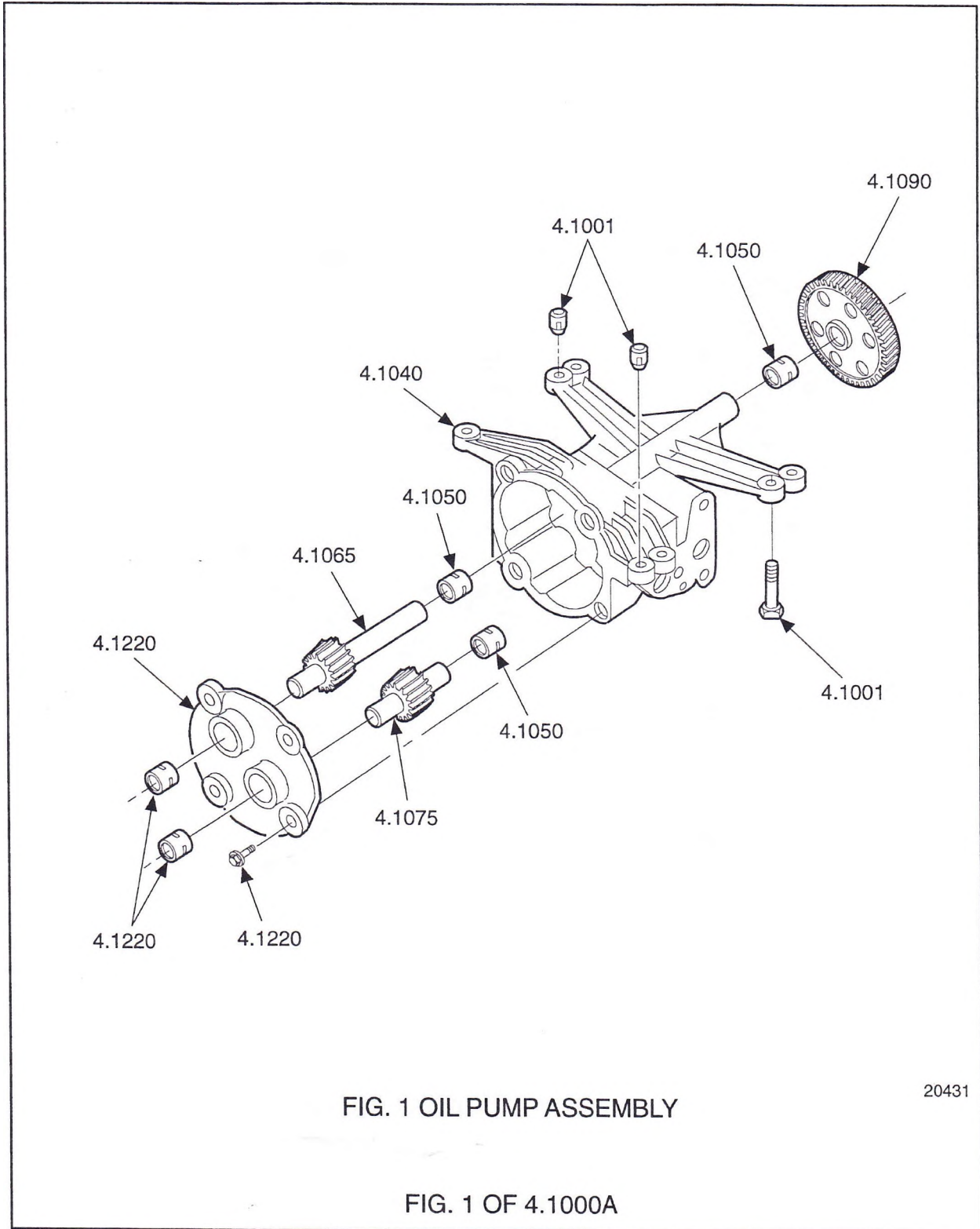
UNCONTROLLED COPY All information subject to change without notice.

Detroit Diesel®, the spinning arrows, and the Series 60® are registered trademarks of Detroit Diesel Corporation.

6SP161 9501 © 1995 DETROIT DIESEL CORPORATION

DETROIT DIESEL

SERIES 60 ENGINE



UNCONTROLLED COPY All information subject to change without notice.

Detroit Diesel®, the spinning arrows, and the Series 60® are registered trademarks of Detroit Diesel Corporation.

6SP161 9501 © 1995 DETROIT DIESEL CORPORATION

BDC for engine manuals and specs
<https://barringtondieselclub.co.za/>

FIG.	PART NO.	NAME AND DESCRIPTION ^{ASSY ^}	SECT.	i	C						
		4.1000A OIL PUMP									
	4.1220	COVER, OIL PUMP A COVER ASSY. INCLUDES BUSHINGS IN 4.1220									
2	23505883	COVER ASSY. OIL PUMP									
1	8929003	COVER ASSY.									
2	23505879	BUSHING, SHAFT & DRIVE GEAR									
1	5127978	BUSHING									
1	11505299	BOLT, M10X 1.5X30.0 MM									
2	11509511	BOLT, M8X 1.25X20 MM									
2	11509514	BOLT, M8X 1.25X50 MM									

DETROIT DIESEL

SERIES 60 ENGINE

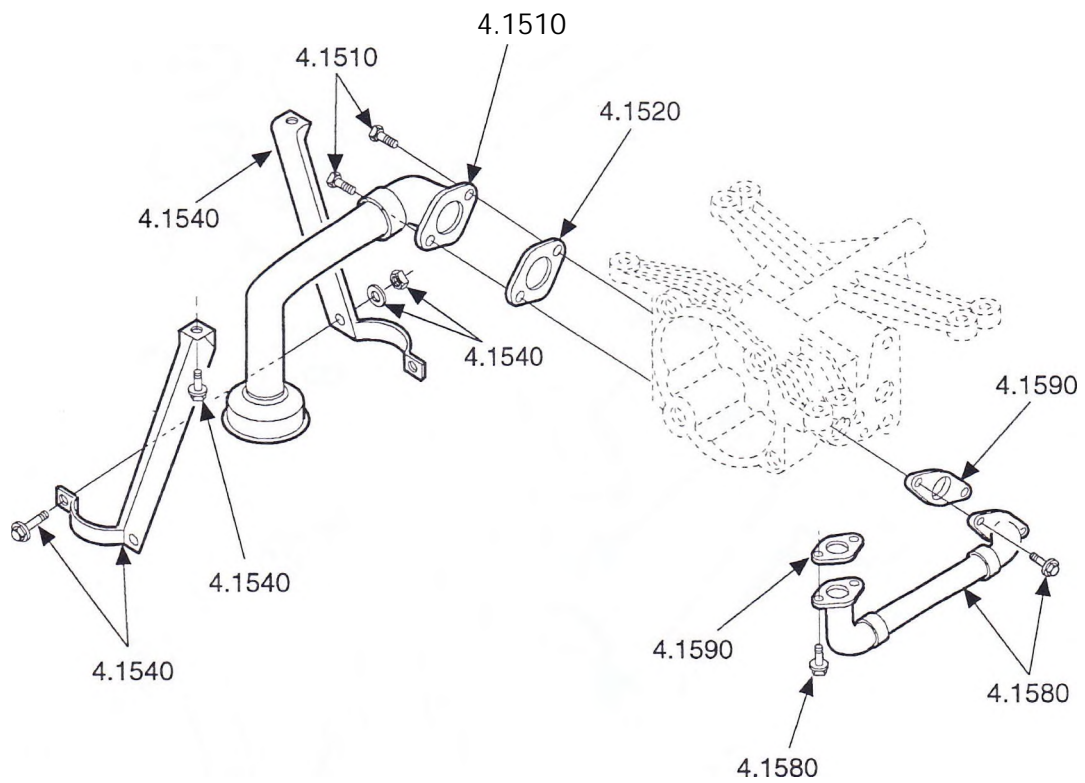


FIG. 1 OIL DISTRIBUTION SYSTEM

FIG. 1 OF 4.1000B

DETROIT DIESEL

series60engine

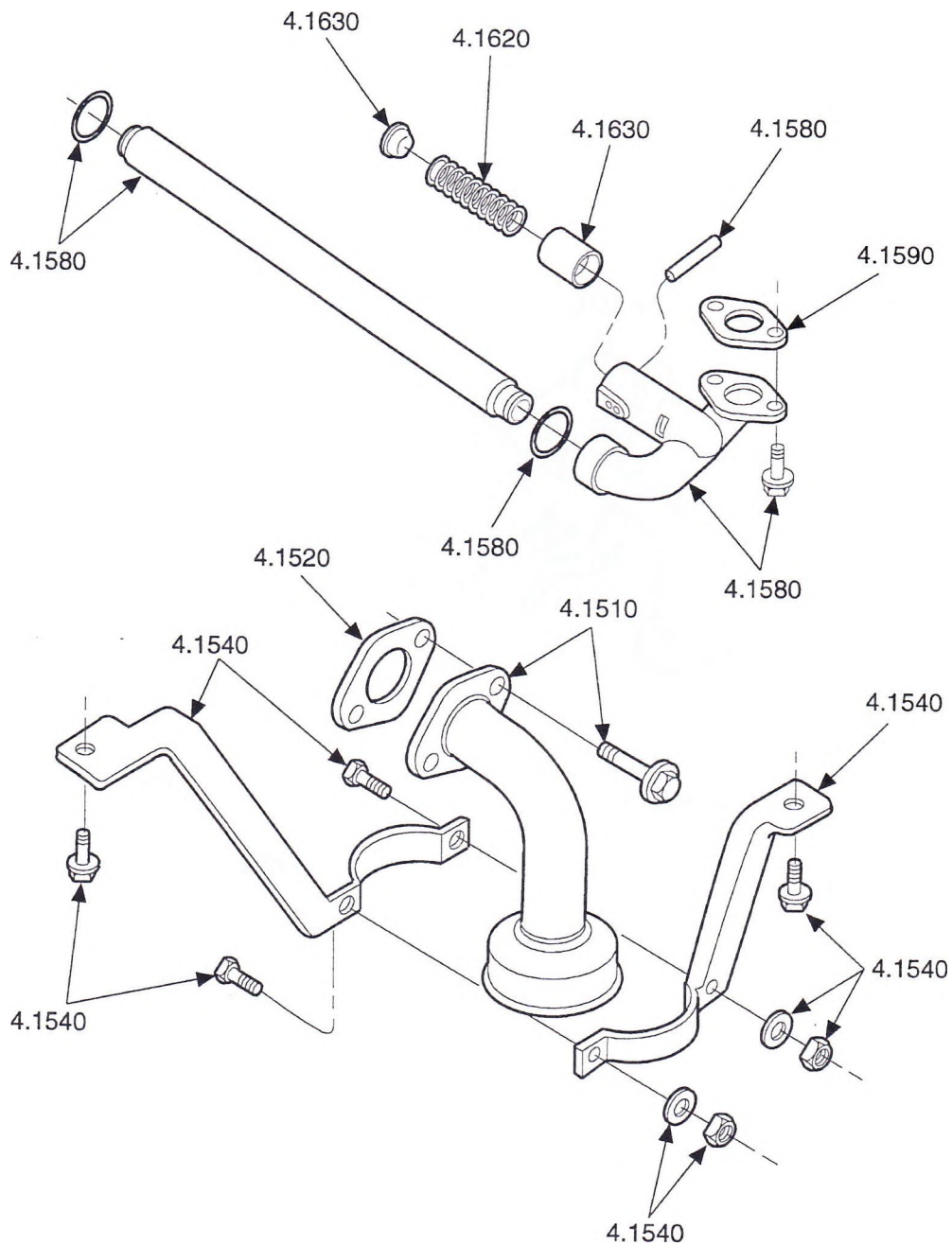


FIG. 2 OIL DISTRIBUTION SYSTEM

21770

FIG. 2 OF 4.1000B

TYPE BREAKDOWN

SERIES 60 PARTS CATALOG

TYPES

FIG.	PART NO.	NAME AND DESCRIPTION	ASSY. SECT.	5 7 3	5 7 7	5 8 0	5 8 8	5 9 4	5 9 8	6 0 0	6 0 5	6 1 4	6 1 8	6 3 2
		4.1000B OIL DISTRIBUTION SYSTEM												
	4.1580	PIPE, OIL PUMP OUTLET (cont.)												
2	23505892	RING SEAL, OIL PUMP INLET					1	1	1	1	1	1	1	1
1,2	11504822	BOLT, M8 X 1.25 X 30		4	4	4	4	2	2	2	2	2	2	2
	4.1590	GASKET, OIL PUMP OUTLET PIPE												
1	8929344	GASKET (TO PUMP) (4.1520)		1	1	1	1							
1,2	8929347	GASKET (TO BLOCK)		1	1	1	1	1	1	1	1	1	1	1

3-150
41000B OIL DISTRIBUTION SYSTEM

UNCONTROLLED COPY *All information subject to change without notice.*
Detroit Diesel®, the spinning arrows, and the Series 60® are registered trademarks of Detroit Diesel Corporation.

6SP161 9501 © 1995 DETROIT DIESEL CORPORATION

TYPES

FIG PART NO.	NAME AND DESCRIPTION	A																		
	4.1000B OIL DISTRIBUTION SYSTEM																			
	(Note: Assemblies are shown for component reference only.)																			
4.1580	PIPE, OIL PUMP OUTLET																			
23514767	ELBOW ASM OIL INL & PRESS RLF VLV S60	1																		
457008	PIN, 3/16" X1-1/2" SPRING (12.9270)	1																		
4.1620	SPRING, OIL PUMP OUTLET PIPE BYPASS VALVE																			
5126327	SPRING (2.96" FREE LENGTH, 15 COILS, CLOSED ENDS,	1																		
4.1630	VALVE, OIL PUMP OUTLET PIPE BYPASS																			
8922740	VALVE	1																		
5117957	SEAT	1																		

DETROIT DIESEL

SERIES 60 ENGINE

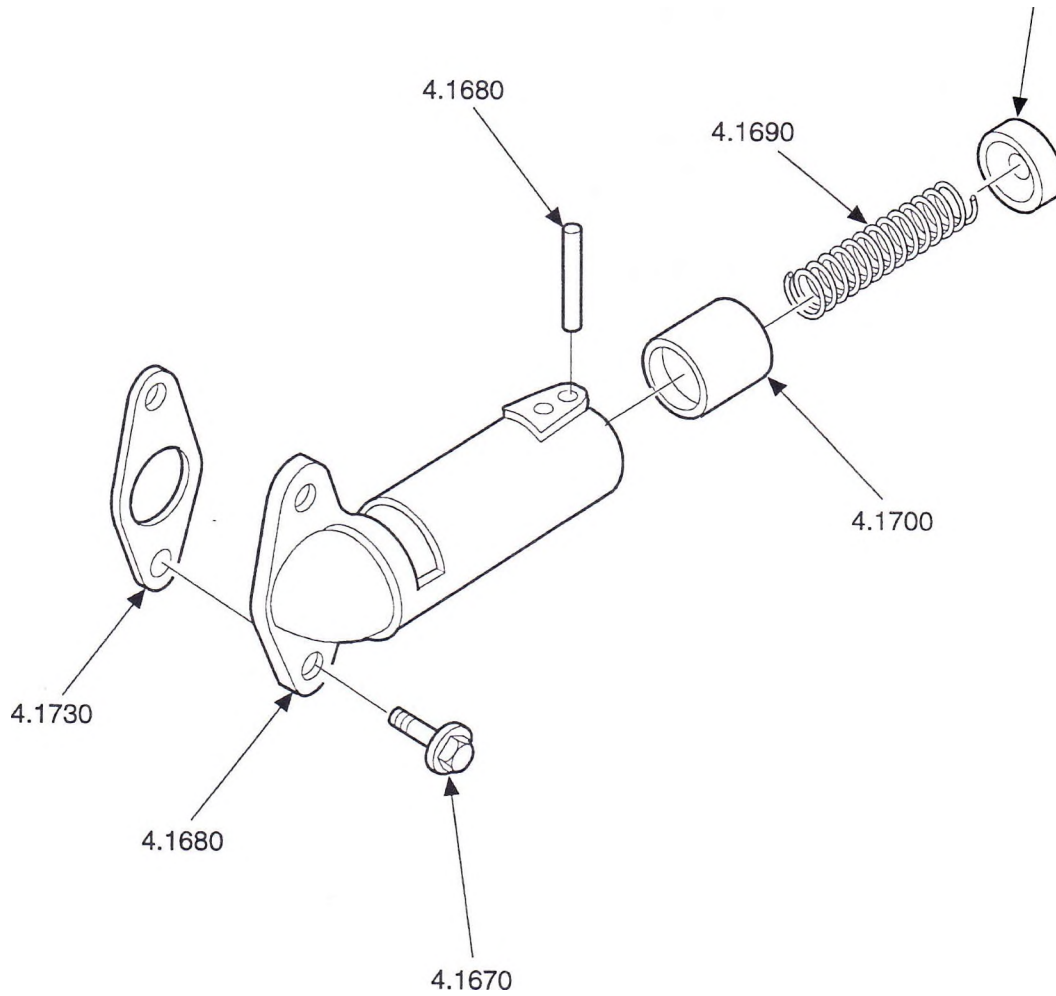


FIG. 1 OIL PRESSURE REGULATOR / RELIEF ASSEMBLY

FIG. 1 OF 4.1000C

UNCONTROLLED COPY *All information subject to change without notice.*
Detroit Diesel®, the spinning arrows, and the Series 60® are
registered trademarks of Detroit Diesel Corporation.

TYPES

FIG.	PART NO.	NAME AND DESCRIPTION	ASSY. SECT.			
		4.1000C OIL PRESSURE REGULATOR		3	3	3
				4	7	8
	4.1670	REGULATOR, OIL PRESSURE				
	23512901	REGULATOR ASSY.	A1	1		1
	8929282	REGULATOR ASSY.	A1			
	23512901	REGULATOR ASSY.	A1			
1	11504822	BOLT, M8 X 1.25 X 30		2		2
	4.1671	RELIEF, VALVE OIL PRESSURE				
	8921086	VALVE ASSY.	B1		1	1
1	11504822	BOLT, MB X 1.25X30			2	2
	4.1730	GASKET, OIL PRESSURE REGULATOR BODY				
1	5117269	GASKET		1	1	

TYPE BREAKDOWN

SERIES 60 PARTS CATALOG

TYPES

PART NO.	NAME AND DESCRIPTION	A	B
	4.1000C OIL PRESSURE REGULATOR		
	(Note: Assemblies are shown for component reference only.)		
4.1670	REGULATOR, OIL PRESSURE		
23512901	REGULATOR ASSY.	1	
8929282	REGULATOR ASSY.		1
4.1680	BODY, OIL PRESSURE REGULATOR AND RELIEF		
457008	PIN, 3/16" X 1-1/2" SPRING (12.9270)	1	1
8929283	BODY REGULATOR	1	1
4.1690	SPRING, OIL PRESSURE REGULATOR		
5126327	SPRING (2.96" FREE LENGTH 15 COILS, CLOSED ENDS,	1	1
4.1700	VALVE, OIL PRESSURE REGULATOR		
8922740	VALVE	1	1
4.1701	SEAT, OIL PRESSURE REGULATOR		
23512900	SEAT	1	
5117957	SEAT		1

FIG PART NO.	NAME AND DESCRIPTION	A
	4.1000C OIL PRESSURE REGULATOR	
	(Note: Assemblies are shown for component reference only.)	
	4.1671 RELIEF, VALVE OIL PRES- SURE	
	8921086 VALVE ASSY.	1
	4.1680 BODY, OIL PRESSURE REG- ULATOR AND RELIEF	
1	457008 PIN, 3/16" X1-1/2" SPRING (12.9270)	1
1	8921084 BODY, RELIEF	1
	4.1690 SPRING, OIL PRESSURE REGULATOR	
1	5126327 SPRING (2.96" FREE LENGTH, 15 COILS, CLOSED ENDS,	1
	4.1700 VALVE, OIL PRESSURE REG- ULATOR	
1	8922740 VALVE	1
	4.1701 SEAT, OIL PRESSURE REG- ULATOR	
1	5117957 SEAT	1

UNCONTROLLED COPY All information subject to change without notice.

Detroit Diesel®, the spinning arrows, and the Series 60®
are registered trademarks of Detroit Diesel Corporation.

6SP161 9501 © 1995 DETROIT DIESEL CORPORATION

Section B1 3-155

4100C OIL PRESSURE REGULATOR

DETROIT DIESEL

SERIES 60 ENGINE

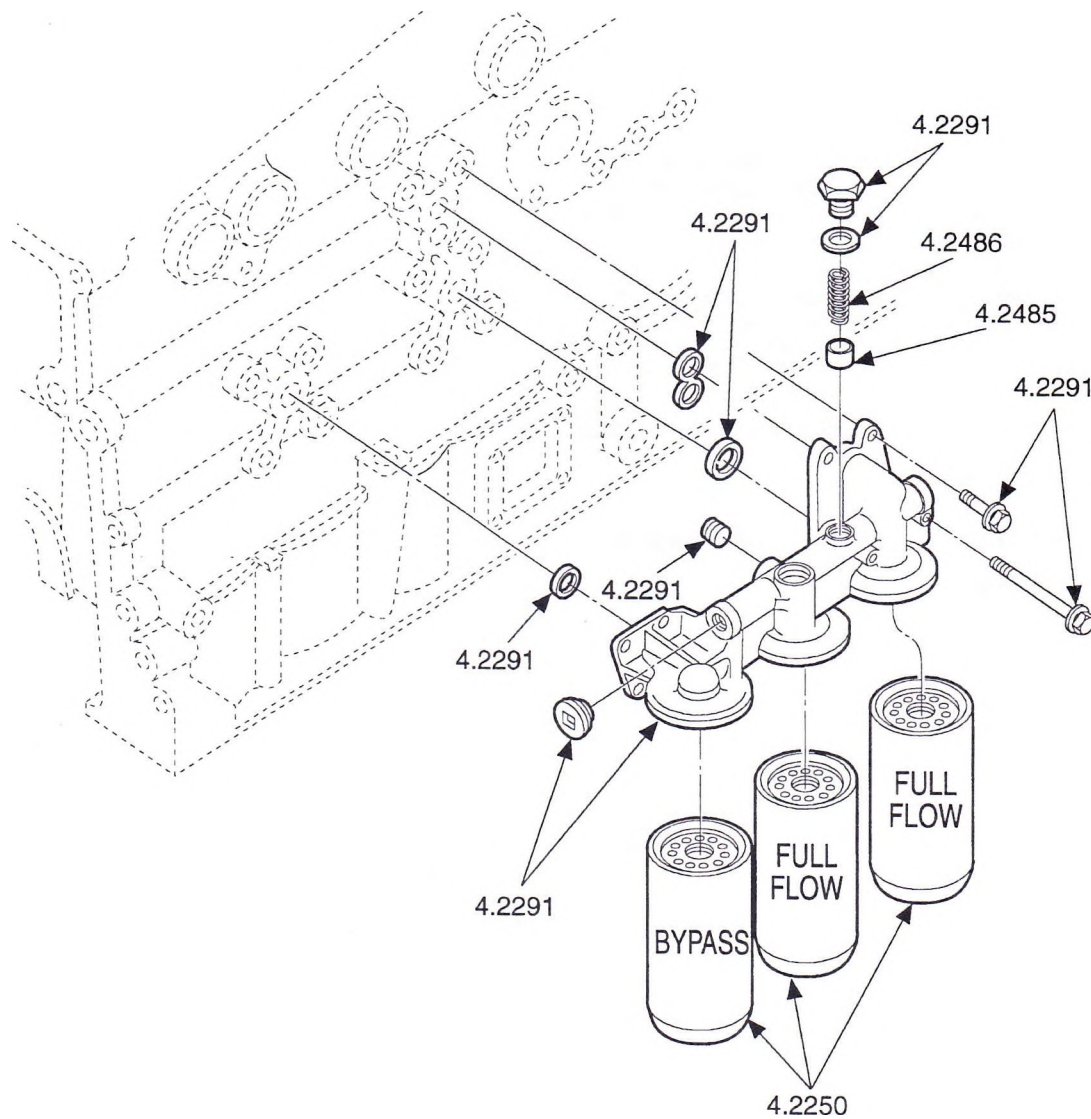


FIG. 1 OIL FILTER

FIG. 1 OF 4.2000A

UNCONTROLLED COPY All information subject to change without notice.
Detroit Diesel®, the spinning arrows, and the Series 60® are

registered trademarks of Detroit Diesel Corporation.

6SP161 9501 © 1995 DETROIT DIESEL CORPORATION

DETROIT DIESEL

SERIES 60 ENGINE

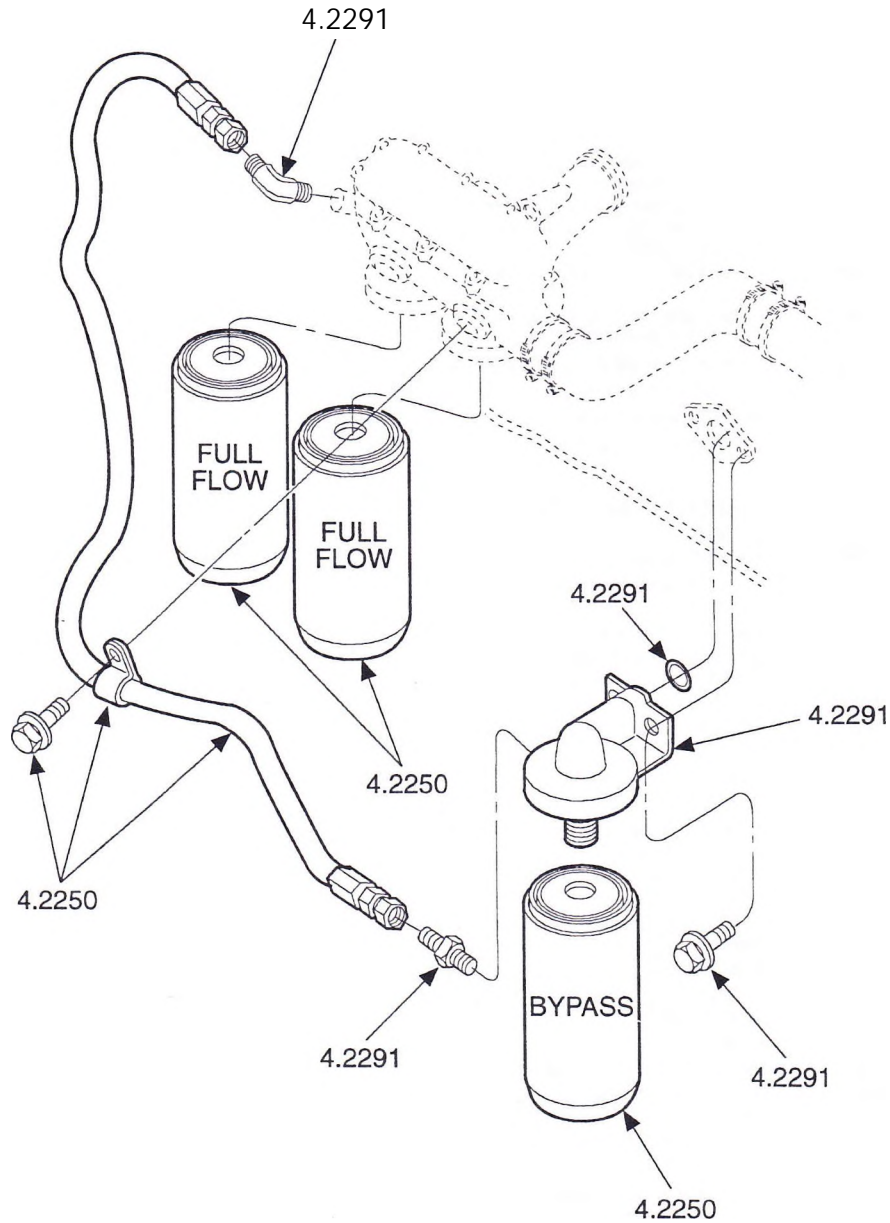


FIG. 2 OIL FILTERS

24068

FIG. 2 OF 4.2000A

UNCONTROLLED COPY All information subject to change without notice.

Detroit Diesel®, the spinning arrows, and the Series 60® are registered trademarks of Detroit Diesel Corporation.

6SP161 9501 © 1995 DETROIT DIESEL CORPORATION

BDC for engine manuals and specs
<https://barringtondieselclub.co.za/>

TYPES

FIG.	PART NO.	NAME AND DESCRIPTION	ASSY. SECT.	4	6	6	6	6	6	6	6	6	6	6	6	6	6	6
				8	2	2	3	3	3	3	3	3	4	4	4	4	4	4
				4	5	6	3	4	7	8	1	2						
		4.2000A OIL FILTER																
		NAME AND DESCRIPTION																
		4.2250 ELEMENT, OIL FILTER																
1,2	25010495	ELEMENT, OIL FILTER PF-911 (CELLULOSE)		2	2	2	2	2										
1,2	25011188	ELEMENT OIL FILTER (BYPASS) P-940		1	1	1	1	1			1							
2	25014505	ELEMENT, OIL FILTER SPIN-ON PF-2100							2	2								
	23516465	KIT, OIL FILTER CONVERSION (CONVERTS 1991-1992 ENGINES TO USE PF2100 FILTERS)2			AR	AR	AR	AR			AR							
	23516466	KIT, OIL FILTER CONVERSION (CONVERTS 1987-1990 ENGINES TO USE PF2100 FILTERS)		AR														
	23505905	HOSE ASSY. TURBO OIL SPLY MED MT									1							
2	23505908	HOSE ASSY., 21.94" L. (REMOTE MOUNT BY-PASS TUBE)			1						1							
2	2362448	CLIP .688" DIA 3/8" BOLT CTD (12.8554)			1	1					1							
	23509255	CLIP, 3/8" DIA. 7/16" BOLT									1							
2	11504986	BOLT, M8X 1.25X14 MM			1						1							
	11509511	BOLT, M8X 1.25X20 MM									1							
		4.2291 ADAPTOR, OIL FILTER COVER																
2	23505959	ADAPTOR ASSY., REMOTE (BYPASS)			1	1		1			1							
2	23509420	ADAPTOR ASSY., (BYPASS & FILTER) 90 DEG					1											
	23513767	ADAPTOR, REMOTE MOUNT																
1	8929572	ADAPTOR ASSY. (BYPASS & FULL FLOW)		1														2
2	23508392	RING, SEAL			1	1	1	1			1							
	23513919	RING SEAL (RECT SECT) 3.21 X 92.10 ID																2
1	8929340	O-RING (BY PASS FILTER)		1														
1	8929341	O-RING (OIL FILTER)		1														
1	8929342	O-RING (OIL FILTER ADAPTOR) (FIGURE "8")		1														
	23513949	ELBOW, 90 DEG. 37 DEG. FLD. TO 1 5/16-12																4
	23515900	TEE 2WAY 3/8 TUB 1/4 NPTF M&F STL S60									1							
2	8924998	ELBOW (90 DEG.)				1	1				1							
2	8929833	CONNECTOR, 3/8" INV. FL. TUBE; 5/8" PIPE (12.9460)			1			1			1							
1	23505121	PLUG (4.1710)		1														
	23513967	KIT, OIL ADAP & PLUGS REM MT																1
	23514524	KIT, OIL FILTER ADAPTOR ASSY/W INSERT REM MT																1
1	8923313	PLUG, 3/4" PIPE (12.9550)		3														
1	8923847	PLUG, PIPE 1/4-18" NPTF		1		1	1	1		1								
2	11505299	BOLT, M10 X 1.5X30.0 MM			2			2			2							
1	11509513	BOLT, M8 X 1.25 X 40 MM		6														
1	11509521	BOLT, M8X 1.25X 130 MM		2														
	23505062	BOLT, M10 X 1.5 X 40 (12.9001)				2	2											
	23513769	BOLT, 1 5/8"—12																2
	11506101	NUT, M10X 1.5				2	2	2										
	23513768	WASHER																2
	5137201	WASHER, PLUG 1.09 X 1.38 X .032 COPPER (12.6817)		1														

TYPE BREAKDOWN

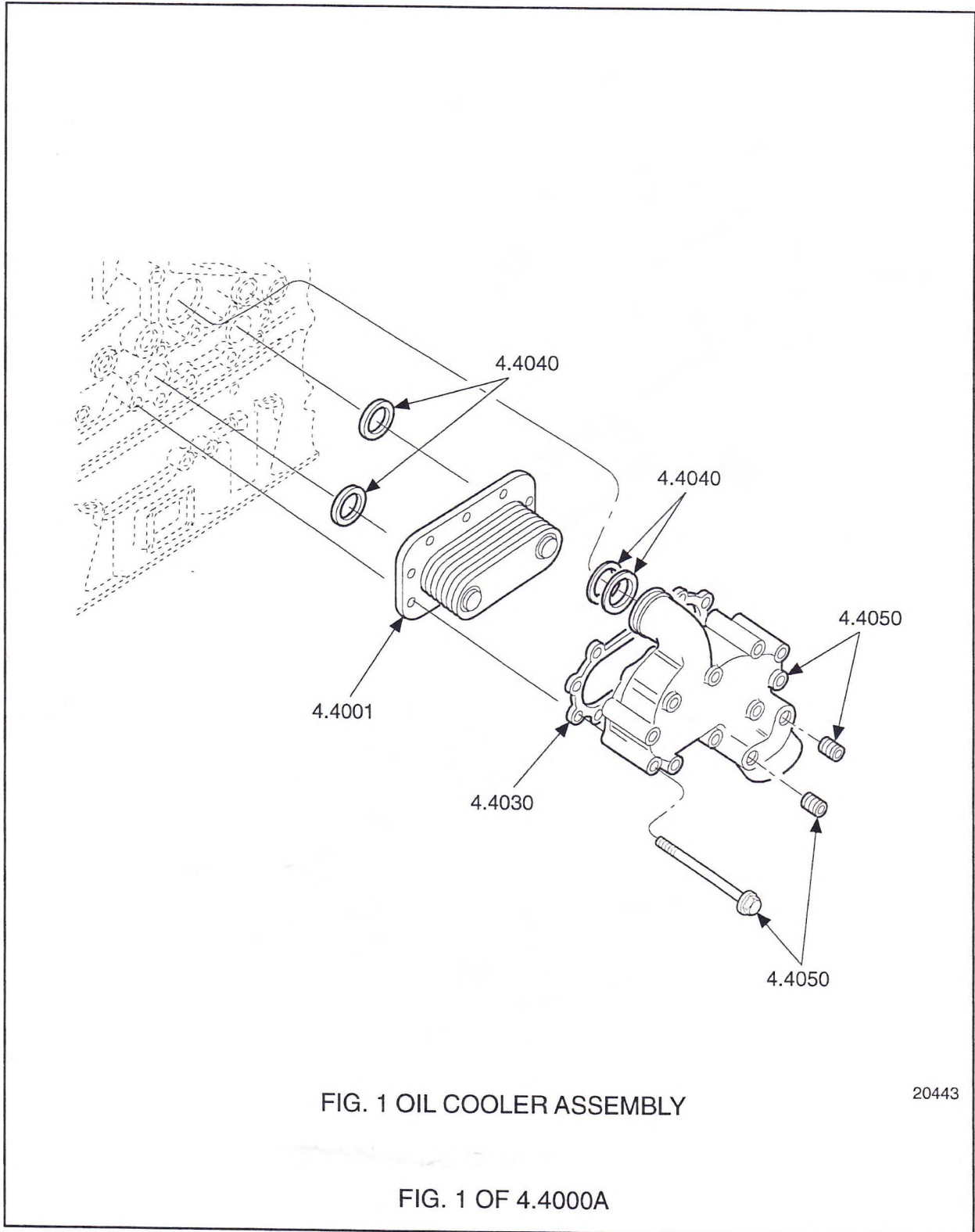
SERIES 60 PARTS CATALOG

TYPES

FIG.	PART NO.	NAME AND DESCRIPTION	ASSY. SECT.			
		4.3000A OIL FILTER LINES		2	2	2
				1	1	1
				0	4	5
	4.3001	TUBE, OIL FILTER INLET				
	23505209	HOSE ASSY., #6X50.88" L.		1	1	
	23509180	HOSE ASSY., #6X48.69" L.				1
	5101020	STRAP, NYLON (2.5255)		1	1	1
	4.3020	TUBE, OIL FILTER OUTLET				
	23507192	HOSE ASSY., #6X33.42"			1	
	23509181	HOSE ASSY., #6X16.75" L.				1
	8929841	HOSE ASSY., #6X22.94" L.		1		
	8929831	CONNECTOR, 45 DEG. 3/8 FLD TUBE 3/8 PIPE (12.9460)		1		1
	8929832	ELBOW, 90 DEG. 3/8 INV FLD TUBE 3/8 PIPE (12.9480)			1	
	4.3045	CLIP, OIL FILTER LINE				
	2362448	CLIP .688" DIA 3/8" BOLT CTD (12.8554)		3	2	3
	11509511	BOLT, M8X 1.25X20 MM			1	

DETROIT DIESEL

SERIES 60 ENGINE



UNCONTROLLED COPY All information subject to change without notice.

Detroit Diesel®, the spinning arrows, and the Series 60® are registered trademarks of Detroit Diesel Corporation.

6SP161 9501 © 1995 DETROIT DIESEL CORPORATION

BDC for engine manuals and specs
<https://barringtondieselclub.co.za/>

DETROIT DIESEL

SERIES 60 ENGINE

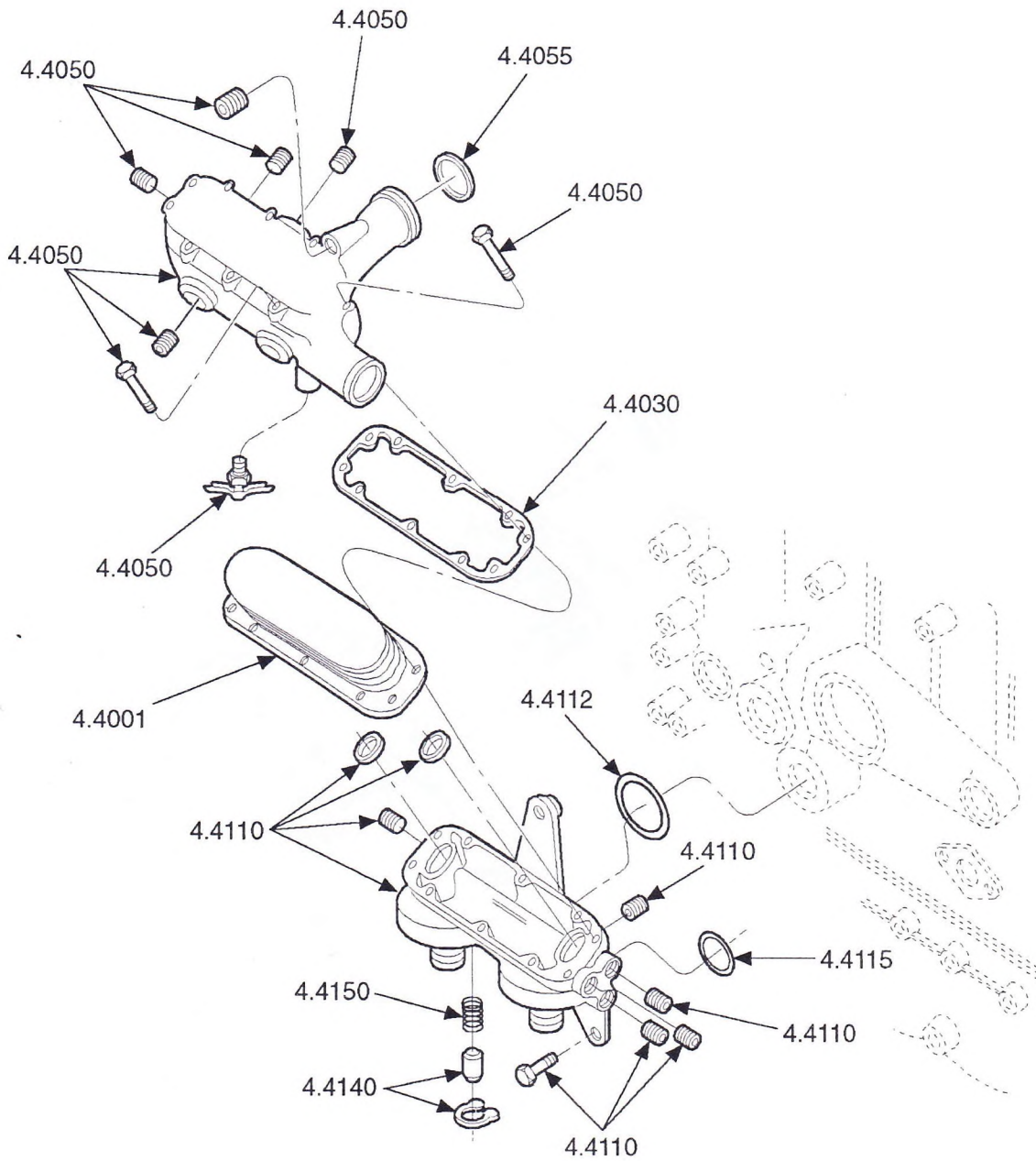


FIG. 1 OIL COOLER ASSEMBLY

20442

FIG. 2 OF 4.4000A

TYPES

FIG.	PART NO.	NAME AND DESCRIPTION	ASSY. SECT.	1	2	3	4	5	6	7	8	9	10	11	12
		4.4000A OIL COOLER		1	1	1	1	1	1	1	1	1	1	1	1
				1	1	1	2	2	2	2	2	2	2	2	2
				1	1	7	0	2	3	3	7	7	8	8	8
				2	3	1	3	1	5	6	4	6	0	1	2
	4.4001	CORE, OIL COOLER ENGINE													
1	52454595	CORE ASSY. (6 PLATE) 11L				1									
1	8547625	CORE ASSY. (4 PLATE) 11L	1												
1	8547626	CORE ASSY. (8PLATE)12L		1											
2	52458196	CORE ASSY. (9 PLATE) 12 L.				1			1	1		1	1		
	52458839	CORE ENG OIL CLR 7 PLT 11LS60					1	1			1				1
	4.4030	GASKET, OIL COOLER CORE-INNER													
1	8929348	GASKET		1	1	1									
2	23506247	GASKET, OIL COOLER HOUSING					1	1	1	1	1	1	1	1	1
	4.4040	GASKET, OIL COOLER CORE-OUTER													
1	8929280	SEAL, RING		2	2	2									
	4.4050	HOUSING, OIL COOLER-ENGINE													
2	23507126	HOUSING ASSY, OIL COOLER					1	1		1			1	1	
1	23508968	HOUSING ASM OIL CLR CORE SPL F							1	1		1	1		1
	8929555	HOUSING		1	1	1									
2	23511573	PLUG, 3/4" PIPE SQ. SOC. SCOTCH-GRIP					4	4			4	2	2	4	4
2	23511574	PLUG, 1" PIPE SQ. SOC. SCOTCHGRIP					1	1	1	1	1	1	1	1	1
	23516104	PLUG PIPE 1/4-18 HEX HD STL CTD RED													1
1	8923313	PLUG, 3/4" PIPE (12.9550)		2	2	2			2	2					
	8924378	BUSHING PIPE RED 3/4 X 1/4							1	1		1	1		
2	8924140	DRAINCOCK, 1/4" (12.9510)					1	1	1	1	1	1	1		1
	11504822	BOLT, M8X 1.25X30							14	8		8	8		
	11509513	BOLT, M8 X 1.25 X 40 MM							1	1		1	1		
	11509514	BOLT, M8 X 1.25 X 50 MM							1	1		1	1		
1	11509517	BOLT, M8 X 1.25 X 80 MM		10	10	10									
2	23507182	BOLT, SPL M8X 1.25X73.0					3	3			3			3	3
2	23507183	BOLT, SPL M8X 1.23X93.0					7	7			7			7	7
	4.4053	HOUSING, OIL TRANSFER COOLER-FILTER ADAPTOR													
	23508969	ADAPTOR OIL TRANSFER							1	1		1	1		
	23508392	RING, SEAL							2	2		2	2		
	11504822	BOLT, M8X 1.25X30							6	6		6	6		
	4.4055	GASKET, OIL COOLER HOUSING													
1,2	8929289	RING, SEAL		2	2	2	1	1	1	1	1	1	1		1
	4.4100	BRACKET, OIL COOLER HOUSING SUPPORT													
	23508970	BRACKET OIL CLR HSG SUPT SPL F							1	1		1	1		
	11503454	BOLT, M10X 1.5X20.0							1	1		1	1		
	11509511	BOLT, M8X 1.25X20 MM							1	1		1	1		

UNCONTROLLED COPY All information subject to change without notice.

Detroit Diesel®, the spinning arrows, and the Series 60® are registered trademarks of Detroit Diesel Corporation.

6SP161 9501 © 1995 DETROIT DIESEL CORPORATION

BDC for engine manuals and specs
<https://barringtondieselclub.co.za/>

TYPE BREAKDOWN

SERIES 60 PARTS CATALOG

TYPES

FIG.	PART NO.	NAME AND DESCRIPTION	ASSY. SECT.	1	2	3	4	5	6	7	8	9	10	11	12
		4.4000A OIL COOLER		1	1	1	1	1	1	1	1	1	1	1	1
				1	1	1	2	2	2	2	2	2	2	2	2
				1	1	7	0	2	3	3	7	7	8	8	8
				2	3	1	3	1	5	6	4	6	0	1	2
	4.4110	ADAPTOR, OIL COOLER AN ADAPTOR ASSY. INCLUDES 4—PLUGS IN 4.4110 PLUS ITEMS IN 4.4140 AND 4.4150.													
2	23505900 *	ADAPTOR ASSY., OIL FILTER/COOLER (4.2291)				1	1	1	1						
	23506715	ADAPTOR ASSY., OIL FILTER/COOLER WITH INSERTS								1	1	t			1
2	23508392	RING, SEAL				2	2	2	2	2	2	2			2
2	8923313	PLUG, 3/4" PIPE (12.9550)				5	5	5	5	4	4	4			
2	23505062	BOLT, M10X1.5X40 (12.9001)				4	4	4	4	4	4	4			4
		* NOT SERVICED.SERVICE WITH 23506715 & 2-25014505													
	4.4112	GASKET, ADAPTOR TO OIL COOLER HOUSING													
2	23505902	RING, SEAL BYPASS FILTER				1	1	1	1	1	1	1			1
	4.4115	GASKET, OIL COOLER ADAPTOR TO BLOCK													
2	23508392	RING, SEAL				1	1	1	1	1	1	1			1
	4.4140	VALVE, OIL COOLER BYPASS													
2	5120082	VALVE, 5/8" DIA.				1	1	1	1						
	23514067	KIT, VALVE BYPASS REPLACEMENT (FOR 5/8" OR 3/4" DIA. VALVE)								1	1	1			1
		1													
2	274267	RING, RETAINER (2.7870)				1	1	1	1						
	4.4150	SPRING, OIL COOLER BYPASS VALVE													
2	23506684	SPRING (FOR 5/8" DIA. VALVE)				1	1	1	1						

UNCONTROLLED COPY All information subject to change without notice.

Detroit Diesel®, the spinning arrows, and the Series 60® are

registered trademarks of Detroit Diesel Corporation.

©1995 DETROIT DIESEL CORPORATION

4.4000A OIL COOLER

FIG. PART NO.	NAME AND DESCRIPTION	ASSY. SECT.
2	4.4001 52458196 CORE, OIL COOLER ENGINE CORE ASSY. (9 PLATE) 12 L.	
2	4.4030 23506247 GASKET, OIL COOLER CORE-INNER GASKET, OIL COOLER HOUSING	
2	4.4050 23507126 HOUSING, OIL COOLER-ENGINE HOUSING ASSY, OIL COOLER	
2	23511573 PLUG, 3/4" PIPE SQ. SOC. SCOTCH-GRIP	
2	23511574 PLUG, 1" PIPE SQ. SOC. SCOTCHGRIP	
2	8924140 DRAINCOCK, 1/4" (12.9510)	
2	23507182 BOLT, SPL M8X 1.25X73.0	
2	23507183 BOLT, SPL M8X 1.23X93.0	
1,2	4.4055 8929289 GASKET, OIL COOLER HOUSING RING, SEAL	
2	4.4110 23513765 ADAPTOR, OIL COOLER AN ADAPTOR ASSY. INCLUDES 4-PLUGS IN 4.4110 PLUS ITEMS IN 4.4140 AND 4.4150.	
2	23505062 ADAPTOR ASSY., OIL FILTER/COOLER BOLT, M10X 1.5X40 (12.9001)	
2	4.4112 23505902 GASKET, ADAPTOR TO OIL COOLER HOUSING RING, SEAL BYPASS FILTER	
2	4.4115 23508392 GASKET, OIL COOLER ADAPTOR TO BLOCK RING, SEAL	
2	4.4140 23514067 VALVE, OIL COOLER BYPASS KIT, VALVE BYPASS REPLACEMENT (FOR 5/8" OR 3/4" DIA. VALVE)	

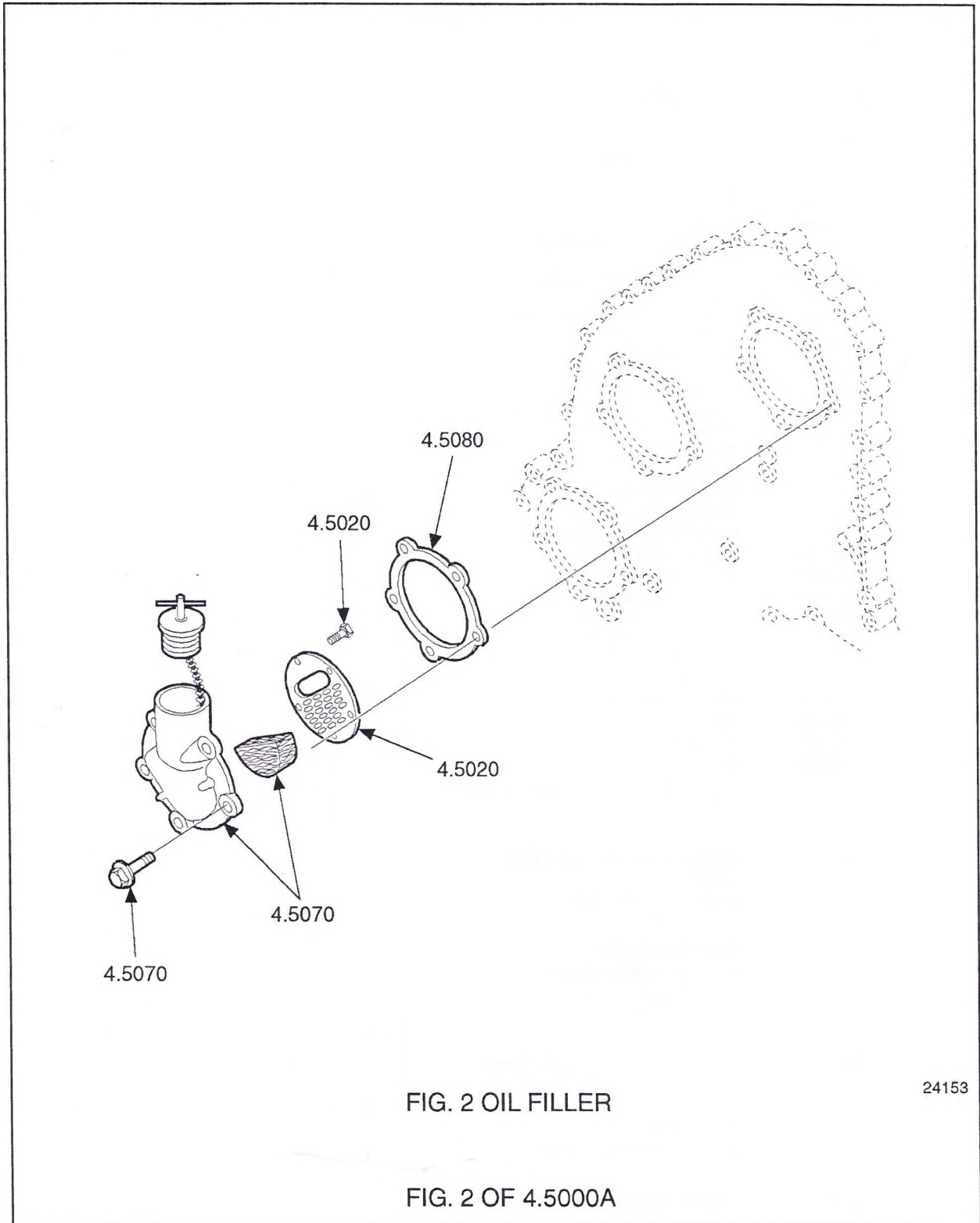
UNCONTROLLED COPY All information subject to change without notice.

Detroit Diesel®, the spinning arrows, and the Series 60® are registered trademarks of Detroit Diesel Corporation.

6SP161 9501 © 1995 DETROIT DIESEL CORPORATION

DETROIT DIESEL

SERIES 60 ENGINE



UNCONTROLLED COPY All information subject to change without notice.

Detroit Diesel®, the spinning arrows, and the Series 60® are registered trademarks of Detroit Diesel Corporation.

6SP161 9501 © 1995 DETROIT DIESEL CORPORATION

BDC for engine manuals and specs
<https://barringtondieselclub.co.za/>

TYPES

PART NO.	NAME AND DESCRIPTION	4.5000A OIL FILLER													
		1	6	7	8	9	0	1	2	3	4				
4.5001	TUBE, OIL FILLER (CUSTOMER FURNISHED)TUBE	1	1												
23507456	TUBE, OIL FILLER (DEV. L. 744.0)			1											
23509184	TUBE, DEV L. 655.4MM					1									
23511245	TUBE OIL FILLER						1								
23511762	TUBE, OIL FILLER								1						
23514468	HOUSING ASM OIL FIL FRT CVR MT										1				NS
5199776	HOSE, 1 3/4" X 24"L. (5.3290) (CUT L. 2.76")								1						
5120022	HOSE, 1 1/4" I.D.X27" L. (4.8010) (CUT L. 3.26")				1		1			1					
5101023	CONNECTOR, 1 1/4" HOSE; TPIPE (3.5438)				1					1					
5157412	SPACER, 7/8"X13/32"X1/4"						1			1					
23505048	CLAMP, 2"-2 1/2" DIA. HOSE								2						
23511256	BRACE									1					
5104958	CLAMP, 1 1/2"—2" CLAMPING RANGE (12.9660)				2		2			2					
23501245	BRACKET CLIP						1			1					
5144629	BRACKET, CLIP 90 DEG.									1					
5147753	CLIP, 1.18" DIA. 1/2" BOLT (12.8534)				1		2				2				
5173022	BRACKET, CLIP										1				
672772	CLIP, 1.56" DIA. 1/2" BOLT (4.8180)											1			
11503454	BOLT, M10X 1.5X20.0						1	1		1					
11504986	BOLT, M8X 1.25X14 MM									1					
11509511	BOLT, M8X 1.25X20 MM									1					
11509512	BOLT, M8 X 1.25 X 25 MM						1				1				
11509525	BOLT, M10X 1.5 X 110 MM														
103321	LOCKWASHER, 3/8"									1					
103341	WASHER, 3/8"									1					
106261	WASHER, 5/16"X3/4"						1								
11506101	NUT, M10X 1.5														
11507036	NUT, M8X 1.25						1				2				
186622	BOLT, 3/8"-16X1.25" INCLUDES ITEMS IN 4.5010,4.5020 & 4.5030									1					
4.5007	GASKET, OIL FILLER TUBE ADAPTOR														
8929302	GASKET, 4 HOLE (4.5007)						1	1							
4.5010	CAP, OIL FILLER (CUSTOMER FURNISHED)CAP	1	1												
23502458	CAP, OIL FILLER T HANDLE 1.66" DIA.				1		1			1					
5117362	CAP, OIL FILLER					1					1	1			
4.5020	STRAINER, OIL FILLER TUBE														
23509074	BAFFLE ASSY.				1										
23513642	SCREEN										1	1			
11503804	SCREW ASSY.												3		
23504751	SCREW #10-24 X .50" (4.8055)				3										
4.5030	CHAIN, OIL FILLER CAP														
5113825	CHAIN, 20" L.										1				

TYPES

FIG. PART NO.	NAME AND DESCRIPTION	ASSY. SECT.	TYPES											
			1 6 9	1 7 1	1 7 6	1 7 7	1 8 0	1 8 3	1 8 5	1 8 6	1 9 4	1 9 5	2 0 1	2 0 2
4.5000A OIL FILLER														
4.5030 CHAIN, OIL FILLER CAP (cont.)														
	5121989	CHAIN SASH 6.50 LG			1							1		
	5107979	HOOK, CHAIN ("S" TYPE) (4.5020)			2						2	2		
4.5070 COVER, OIL FILLER HOLE														
	23507264	COVER					1							
	23511258	COVER							1					
	23514711	COVER OIL FILS60								1				
	23514745	COVER & TUBE ASM.OIL FILL						1					1	
1	8929773	COVER		1		1								
2	23505952	HOUSING				1								
	23513641	HOUSING												
	8929185	PLATE, OIL FIL CVR									1			
2	23504890	ELEMENT 4" RKR CVR BTHR STL WIRE	1			1					1	1		1
	23511574	PLUG, 1" PIPE SQ. SOC. SCOTCHGRIP		1				1					1	
	11504822	BOLT, M8 X 1.25 X 30												
1	11509511	BOLT, M8X 1.25X20 MM	4	4	4	4	4	4	4	4	4	4	4	4
	11509518	BOLT, M8X 1.25X90 MM												
	11503804	SCREW ASSY.									1			
											3			
4.5080 GASKET, OIL FILLER HOLE COVER														
1	8929302	GASKET, 4 HOLE (4.5007)	1	1	1	1	1		1	1	1	1	1	1
	23512877	GASKET, COVER (1.3192)									1			
4.5999														
	186622	BOLT, 3/8"-16X 1.25"							1					

DETROIT DIESEL

SERIES 60 ENGINE

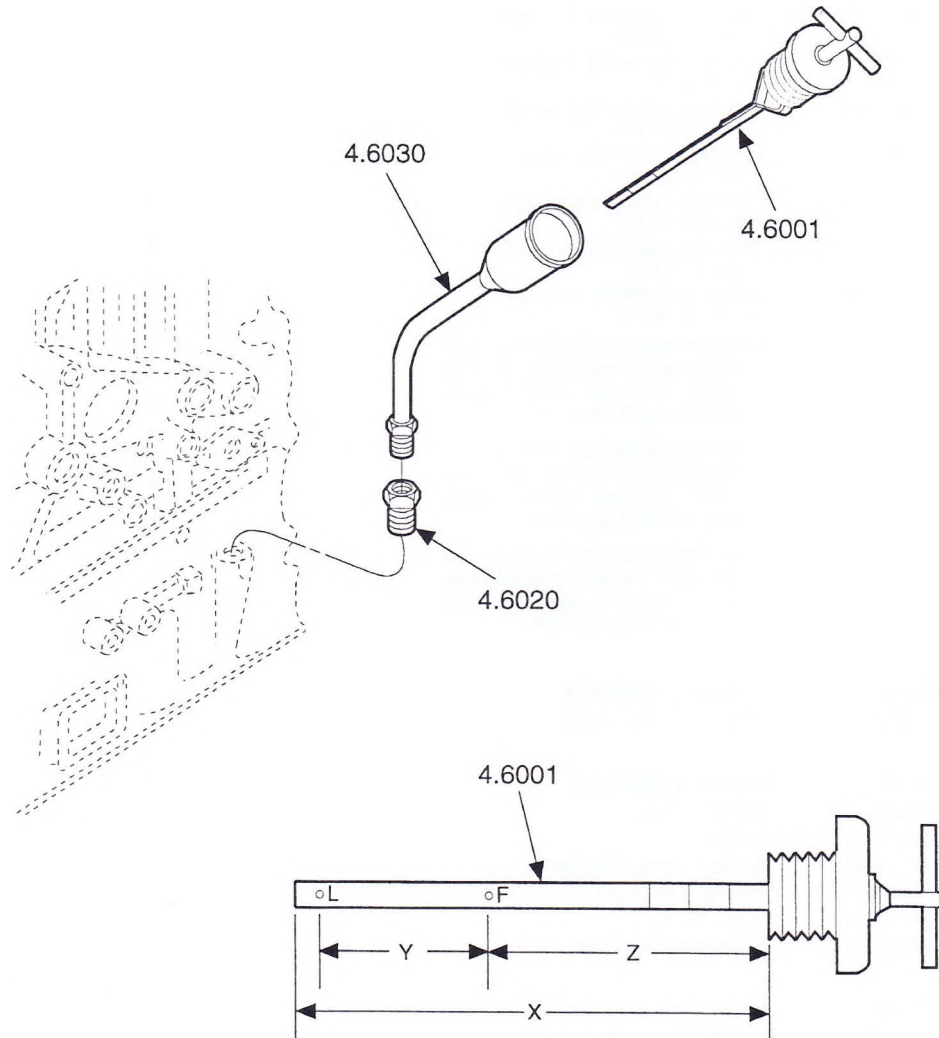


FIG. 1 DIPSTICK (TURNTITE)

FIG. 1 OF 4.6000A

UNCONTROLLED COPY *All information subject to change without notice.*

Detroit Diesel®, the spinning arrows, and the Series 60® are registered trademarks of Detroit Diesel Corporation.

6SP161 9501 © 1995 DETROIT DIESEL CORPORATION

BDC for engine manuals and specs
<https://barringtondieselclub.co.za/>

TYPE BREAKDOWN

SERIES 60 PARTS CATALOG

TYPES

FIG. PART NO.	NAME AND DESCRIPTION	ASSY. SECT.	1	1	1	1	1	1	1	1	1	1	1	1
4.6000A DIPSTICK			1	1	1	1	1	1	1	1	1	1	1	1
	NAME AND DESCRIPTION		1	1	1	1	2	2	2	2	2	2	2	2
			6	6	7	7	1	1	2	2	3	3	3	3
			1	4	5	6	0	1	0	4	0	5	7	7
4.6001	DIPSTICK													
	NPN (CUSTOMER FURNISHED)DIPSTICK		1			1								
1	8929828 DIPSTICK, TURNTITE (X-20.25", Y-1.03", Z-18.53")			1										
1	23505113 DIPSTICK, TURNTITE (X-31.62" Y-1.62", Z-28.75")						1							
1	23505407 DIPSTICK, TURNTITE (X-21.07" Y-1.50", Z-18.61")							1						
1	23506487 DIPSTICK, TURNTITE (X-31.49" Y-1.03", Z-29.71")								1				1	
1	23507479 & DIPSTICK, TURNTITE (X-32.00" Y-.94", Z-29.75")													
1	23509484 + DIPSTICK, TURNTITE (X-21.07" Y-1.16", Z-18.95")									1				
1	23505453 DIPSTICK, TURNTITE (X-19.25" Y-.80", Z-17.51")											1		
1	8929806 DIPSTICK, TURNTITE (X-22.25" Y-1.35", Z-19.81")				1									
	& NOT SERVICED, FOR SERVICE USE 23514705 DIPSTICK, 23514704 TUBE ASSY., 23513842 COPPER SEAL AND 23513683 ADAPTOR.													
	+ NOT SERVICED, FOR SERVICE USE 23514327 DIPSTICK, 23514328TUBE ASSY., 23513842 COPPER SEAL AND 23513683 ADAPTOR.													
	B NOT SERVICED, FOR SERVICE USE 23515136DIPSTICK, 23515135 TUBE ASSY., 23513842 COPPER SEAL AND 23513683 ADAPTOR.													
4.6010	GASKET, DIPSTICK													
	23514465 SEAL RING .070 X .364 ID									1				
4.6020	GUIDE, DIPSTICK													
1	8929165 GUIDE (6.50" L)		1											
	23513683 GUIDE						1	1		1		1	i1	
1	5121062 GUIDE (1 1/8" L-YELLOW)			1	1	1								
1	23506489 ADAPTOR, OIL TUBE									1				
	5106899 PLUG, 3/4-16													1
	23513842 SEAL OIL LVL GA ADAP			1	1	1	1	1		1		1	i1	
4.6030	ADAPTOR, DIPSTICK													
1	8929570 * ADAPTOR, TURNTILE 8.73"L.			1	1			1				1		
1	23505615 * ADAPTOR ASSY, OIL LVLTRNITE 15.76" LS60						1	1						
	23506489 ADAPTOR, OIL TUBE													i1
1	23507455 *& ADAPTOR ASSY, OIL LEVEL TURNTITE 18.10 LG.													
	23506486 TUBE ASSY, OIL LEVEL TURNTITE									1				1
1	23506488 +* TUBE ASSY, OIL LEVEL TURNTITE										1			
	137401 NUT, 1/2" INV. TUBE		1	1		1	1	1	1	1		1	1	
	* INCLUDE NUT IN 4.6030													

**3172
46000A DIPSTICK**

UNCONTROLLED COPY All information subject to change without notice.

Detroit Diesel®, the spinning arrows, and the Series 60® are registered trademarks of Detroit Diesel Corporation.
6SP161 9501 © 1995 DETROIT DIESEL CORPORATION

TYPES

PART NO.	NAME AND DESCRIPTION	ASSY. SECT.	TYPES											
			1	1	1	1	1	1	1	1	1	1	1	1
	4.6000A DIPSTICK		1	1	1	1	1	1	1	1	1	1	1	1
			1	1	1	1	2	2	2	2	2	2	2	2
			6	6	7	7	1	1	2	2	2	3	3	3
			1	4	5	6	0	1	0	4	6	0	5	7
4.6030	ADAPTOR, DIPSTICK (cont.)													
	+ NOT SERVICED, FOR SERVICE USE 23514327 DIPSTICK, 23514328 TUBE ASSY., 23513842 COPPER SEAL AND 23513683 ADAPTOR.													
	B NOT SERVICED, FOR SERVICE USE 23515136 DIPSTICK, 23515135 TUBE ASSY., 23513842 COPPER SEAL AND 23513683 ADAPTOR.													
4.6040	CLIP, DIPSTICK													
5109020	CLIP, 1/2" TUBE						1							
5153473	CUP, 1/2" TUBE			1	1			1				1	1	1
2476234	CUP, .500" DIA. 3/8" BOLT (4.4330)										1			
5147753	CLIP, 1.18" DIA. 1/2" BOLT (12.8534)										1			
5137329	BRACKET CLIP 90 DEG. (7.1005)						1							
5145872	BRACKET CLIP, 90 DEG.												1	1
5166565	BRACKET (9.1591)			1					1					
5177331	BRACKET (4.8042)				1			1				1		
106261	WASHER, 5/16"X3/4"										1		1	1
11509511	BOLT, M8X 1.25X20 MM			1	1		1	1	1		1	1	1	1
11507036	NUT, M8 X 1.25			1	1		1	1	1		1	1	1	1

UNCONTROLLED COPY All information subject to change without notice.

Detroit Diesel®, the spinning arrows, and the Series 60®

are registered trademarks of Detroit Diesel Corporation.

TYPES

FIG.	PART NO.	NAME AND DESCRIPTION	ASSY.	SECT, g	1	2	3	4	5	6	7	8	9
		4.6000A DIPSTICK			1	1	1	1	1	1	1	1	1
					2	2	2	2	2	2	2	2	2
					3	3	4	4	5	5	6	6	9
					9		1	2	4	0	1	3	8
1	4.6001	DIPSTICK											
	23505113 C	DIPSTICK, TURNTITE (X-31.62" Y-1.62", Z-28.75")		1									
1	23505407 #	DIPSTICK, TURNTITE (X-21.07" Y-1.50", Z-18.61")							1				
1	23508362	DIPSTICK, TURNTITE (X-36.49" Y-1.03", Z-34.71")			1								
1	23511152	DIPSTICK, TURNTITE (X-35.70", Y-1.10", Z-33.52")									1		
1	23511254	DIPSTICK, TURNTITE								1			
1	23511616 \$	DIPSTICK, TURNTITE (X-50.00", Y-.63", Z-48.88")										1	
		\$ NOT SERVICED, FOR SERVICE USE 23514737DIPSTICK, 23514736 TUBE ASSY, 23513842 COPPER SEAL AND 23513683 ADAPTOR.											
		% NOT SERVICED, FOR SERVICE USE 23515357 DIPSTICK, 23515358 TUBE ASSY, 23513842 COPPER SEAL AND 23513683 ADAPTOR.											
		# NOT SERVICED, FOR SERVICE USE 23515368 DIPSTICK, 23514328 TUBE ASSY., 23513842 COPPER SEAL AND 23513683 ADAPTOR.											
		C NOT SERVICED, FOR SERVICE USE 23514839 DIPSTICK, 23514840TUBE ASSY, 23513842 COPPER SEAL AND 23513683 ADAPTOR.											
	4.6020	GUIDE, DIPSTICK											
	23513683	GUIDE		1	1	1	1	1	1	1	1	1	1
	5106899	PLUG, 3/4-16											
	23513842	SEAL OIL LVL GA ADAP		1	1	1	1	1	1	1	1	1	1
	4.6030	ADAPTOR, DIPSTICK											
	23506489	ADAPTOR, OIL TUBE							1				
1	23506488 #*	TUBE ASSY, OIL LEVEL TURN TITE								1			
1	23507911 C	TUBE ASSY, OIL LEVEL TURN TITE		1									
	23508359 *	TUBE ASSY, OIL LEVEL TURN TITE									1		
	23511255	TUBE ASSY, OIL LEVEL TURN TITE								1			
	23508360	TUBE, OIL GAUGE ADAPTOR					1						
	23508361	TUBE, OIL GAUGE ADAPTOR							1				
	23509069	TUBE, OIL GAUGE ADAPTOR											
	137401	NUT, 1/2" INV. TUBE		1									/
	23513842	SEAL OIL LVL GA ADAP									1		1
		*INCLUDE NUT IN 4.6030											
		\$ NOT SERVICED, FOR SERVICE USE 23514737 DIPSTICK, 23514736 TUBE ASSY, 23513842 COPPER SEAL AND 23513683 ADAPTOR.											
		% NOT SERVICED, FOR SERVICE USE 23515357 DIPSTICK, 23515358 TUBE ASSY, 23513842 COPPER SEAL AND 23513683 ADAPTOR.											

TYPES

FIG.	PART NO.	NAME AND DESCRIPTION	ASSY. SECT.	1	2	3	4	5	6	7	8	9	10	11	12
		4.6000A DIPSTICK		1	1	1	1	1	1	1	1	1	1	1	1
				2	2	2	2	2	2	2	2	2	2	2	2
				3	3	4	4	4	4	5	5	5	6	6	9
				8	9	0	1	2	4	0	1	9	3	6	8
	4.6030	ADAPTOR, DIPSTICK (cont.)													
		# NOT SERVICED, FOR SERVICE USE 23515368 DIPSTICK, 23514328 TUBE ASSY., 23513842 COPPER SEAL AND 23513683 ADAPTOR.													
		C NOT SERVICED, FOR SERVICE USE 23514839 DI PSTICK, 23514840 TUBE ASSY., 23513842 COPPER SEAL AND 23513683 ADAPTOR.													
	4.6040	CLIP, DIPSTICK													
	5168001	CUP, 1/2" TUBE .318" BOLT (12.4095)								1					
	3224160	CLIP, 1/2TUBE, 3/8" SLOT						1							
	5153473	CLIP, 1/2" TUBE					1						1		
	2476234	CLIP, .500" DIA. 3/8" BOLT (4.4330)	1	1	1	1	1						1	1	1
	5114210	SUPPORT, CLIP (4.8042)				1									1
	23503213	BRACKET, CLIP 90 DEG.3.29 X 2.09					1								
	23507912	BRACKET, OIL GAUGE TUBE	1												
	5137329	BRACKET CLIP 90 DEG. (7.1005)												1	
	5145872	BRACKET CLIP, 90 DEG.						1							
	23501245	BRACKET CLIP		1	1								1		
	5132232	BRACKET, CLIP (5.2190)							1						
	8928767	BRACKET (5.2195)								1					1
	106261	WASHER, 5/16"X3/4"						1							
	11503454	BOLT, M10 X 1.5X20.0								1					1
	11509511	BOLT, M8X 1.25X20 MM	1	1	1	1	1	1	1	1	1	1	1	1	1
	11507036	NUT, M8X 1.25	1	1	1	1	1	1	1	1	1	1	1	1	1

TYPES

FIG.	PART NO.	NAME AND DESCRIPTION	ASSY. SECT.	1	2	3	4	5	6	7	8	9	10
		4.6000A DIPSTICK		1	1	1	1	1	1	1	1	1	1
				3	3	3	3	3	3	3	3	3	3
				0	1	3	4	4	5	7	7	8	0
				2	0	0	4	8	0	1	5	0	
1	4.6001	DIPSTICK											
	23513437	DIPSTICK, TURNTITE (X-27.07", Y-1.06", Z-25.05")		1									
	23514640	DIPSTICK, TURNTITE 34.66 LG			1								
	23515148	GAUGE ASM OIL LVL SNAPLOC 24.13LG S60					1						
	23515172	DIPSTICK SNAPLK 30.92 LG					1						
	23515704	GAUGE ASM OIL LVL SNAPLOC 51.38LG S60						1					
	23516139	GAUGE ASM OILLVL SNAPLOC 20.13LG S60								1			
	23517052	GAUGE ASM OIL LVL SNAPLOC 50.21 LG S60									1		
		A NOT SERVICED, FOR SERVICE USE											
		23515171 DIPSTICK, 23515170 TUBE											
		ASSY., 23513842 COPPER SEAL											
		AND 23513683 ADAPTOR.											
	4.6020	GUIDE, DIPSTICK											
	23513683	GUIDE		1	1	1	1	1	1	1	1	1	
	5106899	PLUG, 3/4"-16						1					
	23513842	SEAL OIL LVL GA ADAP		1	2	1	1	1	1	1	1		
	23514436	TUBE OIL GAGE ADAP RRSUMP 380.4LG S60						1					
	4.6030	ADAPTOR, DIPSTICK											
	23513436	TUBE ASSY., OIL LEVEL TURNTITE 14.70"L.		1									
	23514328	TUBE ASM 8.70 LG	A1							1		1	
	23514641	TUBE ASM OIL LVL TURNTITE			1								
	23515705	TUBE ASM OIL LVL SNAPLOC 45.2LG S60				1		1					
	23515135	TUBE OIL LVL SNAPLOC 500.4 LG (PA)					1						
	137401	NUT, 1/2" INV. TUBE				1							
	23514736	TUBE OIL LVL GAUGE SNP LK 45.20LG	A1					1			1		
		A NOT SERVICED, FOR SERVICE USE											
		23515171 DIPSTICK, 23515170 TUBE											
		ASSY., 23513842 COPPER SEAL											
		AND 23513683 ADAPTOR.											
	4.6040	CLIP, DIPSTICK											
	5168001	CLIP, 1/2" TUBE .318" BOLT (12.4095)			1								
	5153473	CLIP, 1/2" TUBE					1	1					
	2476234	CLIP, .500" DIA. 3/8" BOLT (4.4330)		1		1			1		1		
	5137329	BRACKET CLIP 90 DEG. (7.1005)							1		1		
	5145872	BRACKET CLIP, 90 DEG.					1	1					
	5175606	BRACKET (4.1540)			1								
	5176400	BRACKET, CLIP (4.8010)		1									
	5177331	BRACKET (4.8042)				1							
	106261	WASHER, 5/16"X3/4"				1	1	1					
	11509511	BOLT, M8 X 1.25 X 20 MM		1	1	1	1	1	1		1		
	11507036	NUT, M8X 1.25		1	1	1	1	1	1		1		

FIG. PART NO.	NAME AND DESCRIPTION	TYPES					
		ASSY. SECT.					
4.6000A	DIPSTICK	1	1	1	1	1	1
		3	3	3	3	3	3
		0	1	3	4	5	7
		2	0	0	4	8	0
4.6999							
23513842	SEAL OIL LVL GA ADAP						1
23517067	GAUGE ASM OIL LVL SNAPLK 23.06LG S60						1

UNCONTROLLED COPY All information subject to change without notice.

Detroit Diesel®, the spinning arrows, and the Series 60® are registered trademarks of Detroit Diesel Corporation.

TYPE BREAKDOWN

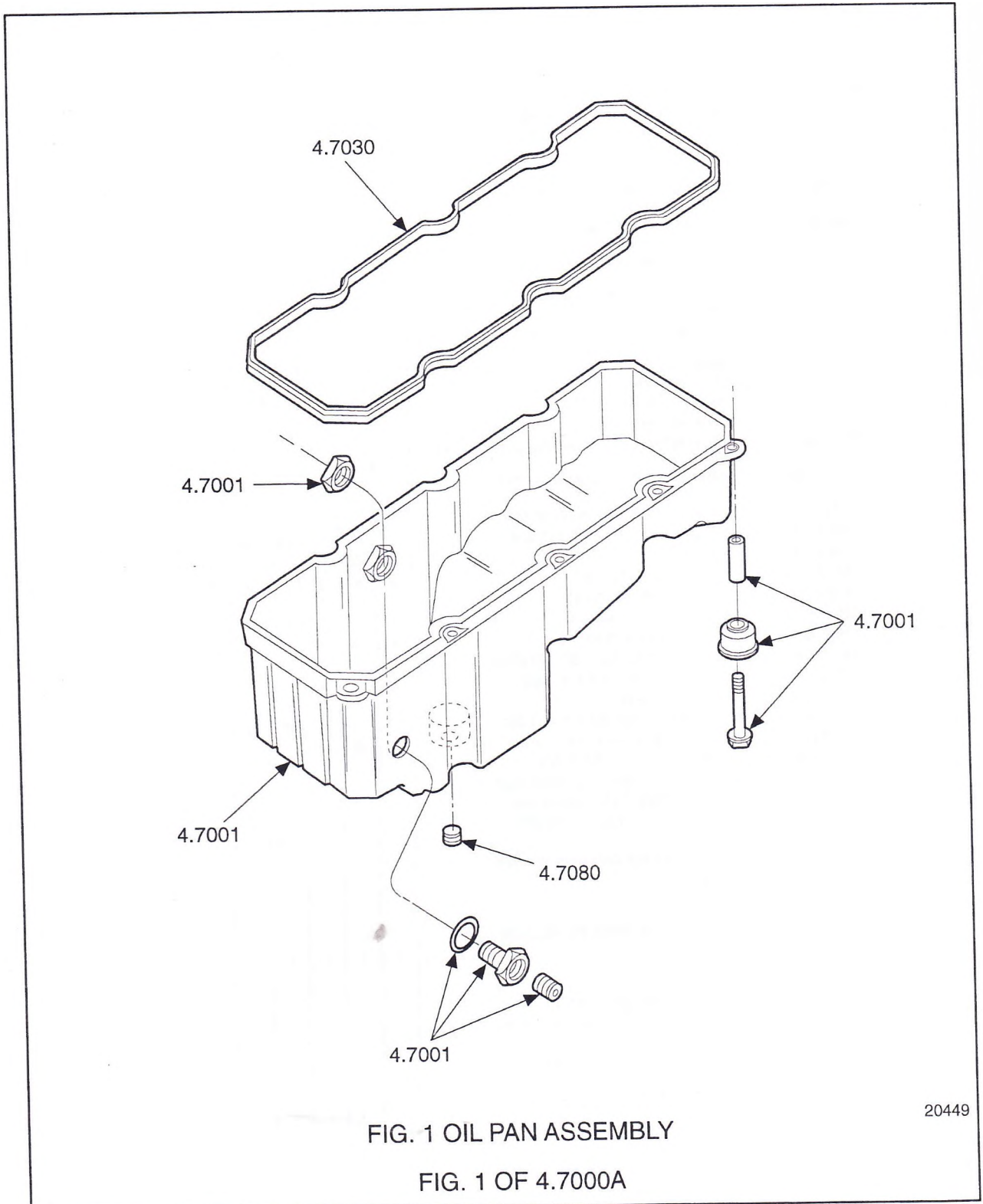
SERIES 60 PARTS CATALOG

TYPES

FIG PART NO.	4.6000A DIPSTICK	fi	B						
	NAME AND DESCRIPTION								
	(Note: Assemblies are shown for component reference only.)								
4.6030	ADAPTOR, DIPSTICK								
23514736	TUBE OIL LVL GAUGE SNPLK45.20LG 1								
23514328	TUBE ASM 8.70 LG								
137401	NUT, 1/2" INV. TUBE	1	1						

DETROIT DIESEL

series 60 engine



TYPES

FIG.	PART NO.	NAME AND DESCRIPTION	ASSY. SECT.	7	8	8	8	8	8	8	8	8	8	8	8
				7	0	0	1	1	2	3	5	5	6	6	8
				4	4	5	2	6	6	0	4	5	2	6	4
	4.7000A OIL PAN														
	4.7001 PAN, OIL														
		OIL PAN ASSYS. INCLUDE PLUGS, INSERTS, SEAL RINGS, AND NUTS IN 4.7001													
1	8929434	PAN, POLYESTER (4-3/4" DRAIN 1-1/2" DRAIN)		1											
1	23502888	PAN ASSY., ALUMINUM (4-3/4" DRAINS, 1-1/2" DRAIN)				1									
1	23502889	PAN ASSY., ALUMINUM (4-3/4" DRAINS)			1										
1	23504160	PAN ASSY., OIL FRT SUMP (SBFA) SMC S60						1							
1	23509455	PAN ASSY., OIL FRT SUMP (ACOUSTICAL)											1		
1	23511692	PAN ASSY., OIL FRT SUMP LOW PROFILE ALUMINUM	A1						1	1					
1	23511919	PAN ASSY., OIL FRT SUMP VINYL										1			
	23512835	PAN ASSY., RR SUMP ALUM SHALLOW												1	
	23514927	PAN ASM OIL AL FRT SUMP SHALLOW S60	A1												1
1	8929583	PAN OIL 30 DEG ALUM W/OIL FIL PLT S60					1								
1	8929799	PAN ASSY., OIL SUMP VINYL ESTER						1							
1	23505027	SPACER, OIL PAN 47.4-47.7 LG S60					10	10	10	10	10	10	10	10	10
1	8929610	SPACER		10	10	10									
1	8923313	PLUG, 3/4" PIPE (12.9550)		3	3	3		3	3	4	3	3	3	3	
1	8923916	PLUG, 1/2" PIPE (12.9550)		1		1									
	11504571	BOLT, M10 X 1.5 X 65.0MM					10	10	10	10	10	10	10	10	10
1	11514329	BOLT, M10X 1.5X85 MM		10	10	10									
1	23511574	PLUG, 1" PIPE SQ. SOC. SCOTCHGRIP									1			1	
1	5178994	PLUG, 3/4-14 NPTF PIPE (4.7080)		1	1	1	1	1	1	2				1	
	8923847	PLUG, PIPE 1/4-18"NPTF					1								
1	23505026	ISOLATOR, OIL PAN SLCN S PLT S60					10	10	10	10	10	10	10	10	10
1	5164292	WASHER, 4/32"X7/16"X1 1/2" (1.7605)		10	10	10									
	8929339	INSERT OIL PAN 3/4" NPTF HEX										1			
	8929825	INSERT OIL PAN 3/4" NPTF VINYL PAN						3	3			4	3		
	23503591	SEAL RING RND .139X1.609 I.D. S60						3	3			4	3		
	23503911	NUT 3/4 HEX SMC OIL PAN INSERT S60						3	3			4	3		
		# NOT SERVICED; CONVERT TO TYPE 826													
	4.7030 GASKET, OIL PAN TO FLOCK														
1	8929102	GASKET		1	1	1	1	1	1	1	1	1	1	1	1
	4.7080 PLUG, OIL PAN DRAIN														
1	23505720	PLUG, PIPE 3/4"—14 INT SQ DRIV MAG DRN							1			1	1		
	23509577	PLUG, PIPE 3/4-14 INT SQ.O.S MAG DRN													
	23509576	PLUG, PIPE 3/4-14 EXT SQ O.S MAG DRN						1							

TYPES

		4.7000A OIL PAN		A	B				
FIG PART NO.		NAME AND DESCRIPTION							
		(Note: Assemblies are shown for component reference only.)							
	4.7001	PAN, OIL							
1	23511692	PAN ASSY., OIL FRT SUMP LOW PROFILE ALUMINUM		1					
	23514927	PAN ASM OIL AL FRT SUMP SHALLOW S60			1				
	23511574	PLUG, 1" PIPE SQ. SOC. SCOTCHGRIP		1					
	5178994	PLUG, 3/4-14 NPTF PIPE (4.7080)		1	1				
	8923313	PLUG, 3/4" PIPE (12.9550)		4	4				

UNCONTROLLED COPY *All information subject to change without notice.*

Detroit Diesel®, the spinning arrows, and the Series 60® are registered trademarks of Detroit Diesel Corporation.

6SP161 9501 © 1995 DETROIT DIESEL CORPORATION

Section A1 3-181

47000A OIL PAN

DETROIT DIESEL

SERIES 60 ENGINE

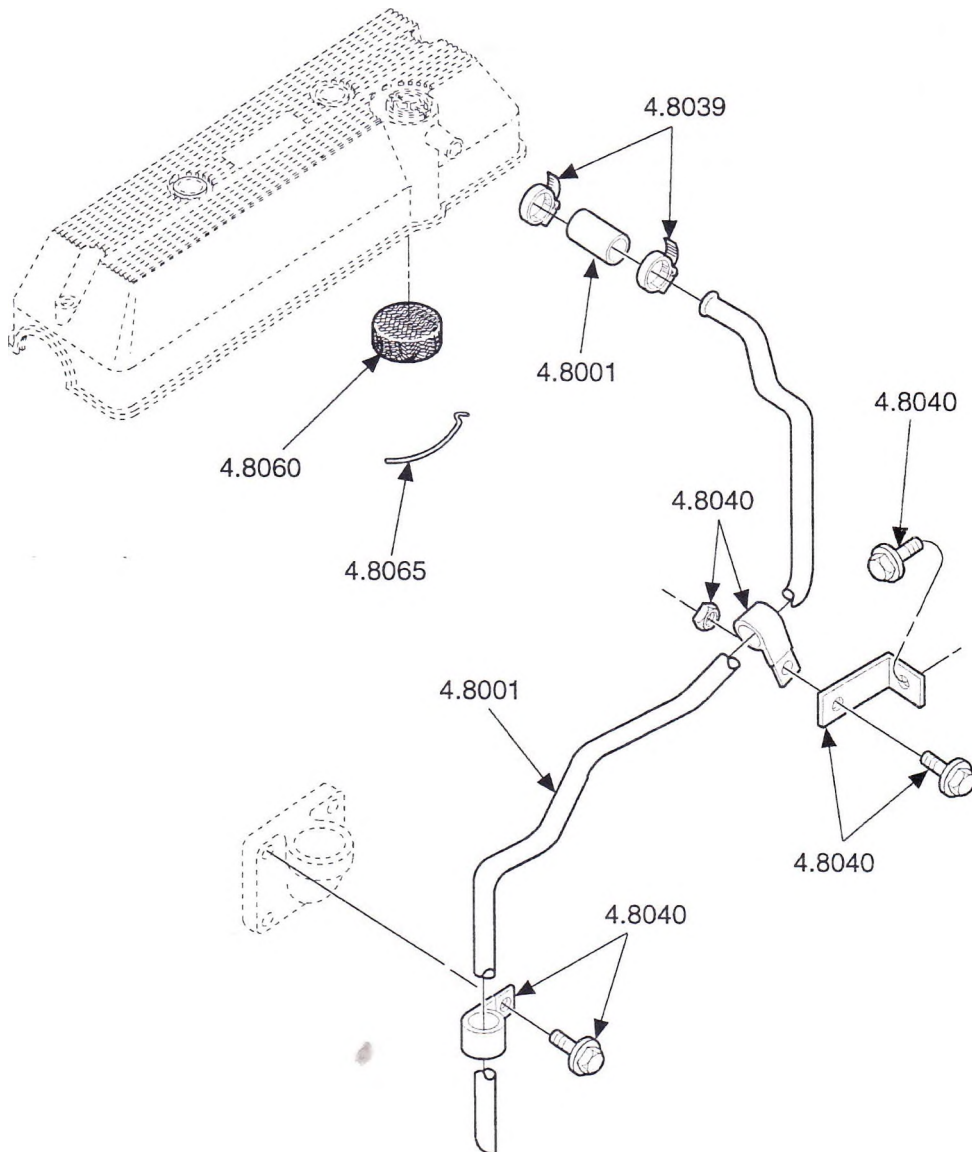


FIG. 1 BREATHER

FIG. 1 GF4.8000A

TYPES

FIG. PART NO.	NAME AND DESCRIPTION	ASSY. SECT.	8	8	8	8	8	8	9	9	9	1
	4.8000A VENTILATING SYSTEM		5	6	7	8	9	9	0	4	6	0
	RETAINER, BREATHER PAD		9	5	7	3	3	8	7	9	6	4
4.8065	RETAINER, ELEMENT	1										
1 8929257	RETAINER, ELEMENT											
1 8929612	RETAINER, ELEMENT (4.8044)			1								

1.6000 ENGINE (LESS MAJOR ASSEMBLIES) 4.06SO LUSRICMIFG JYS'

- i.i000 ... cylinder block
- 1.1S00A ... AIR BOX DRAINS
- 2000 ... CYLINDER HEAD
- 1.C0COA ... ENGINE, LIFTER BRACKET
- 1.3000 ... CRANKSHAFT. (Oil,, SEALS AND STABILIZERS
- x.o00 ... >>
- 1.3000B ... VIBRATION DAMPER
- IGCifte ... CRANKSHAFT PULLEY
- 1.3000D ... CRANKSHAFT PULLEY BELT
- U4000A ... FLYWHEEL
- I.S000A ... FLYWHEEL HOUSING
- L5000B ... ITS-WHEEL HOUSING ADAPTOR
- 1.6000 ... CONNECTING ROD AND PISTON
- 1.7000 ... CAMSHAFT AND GEAR TRAIN
- .A.C0A ... BALANCE WEIGHT COVER
- 1.70008 ... ACCESSORY DRIVE
- 1.8000 ... VALVE AND INJECTOR OPERATING MECHANISM
- a nc-CNCP V'

2.6000 FUEL SYSTEM

- 2.1000A ... FUEL INJECTOR
- 2.10008 ... INJECTOR CONTROLS ELECTRONIC
- 2.2000 ... FUEL PUMP
- 2.3000A ... FUEL FILTER AND STRAINER
- 3.S00DA ... FUEL LINES AMD FUEL COOL..ER

3.0000 AIR SYSTEM

- S.1000A ... AIR CLEANER AND/OR ADAPTOR
- 3.30004 ... AIR INLET HOUSING
- 3.3000C ... AIR INTAKE MANIFOLD
- 3.4000 ... BLOWER AND DRIVE
- 3.400QA ... BLOWER DRIVE SHAFT
- 3.3000A ... TLIRSOCHARGER

- LI 000A ... OIL PUMP
- A 7 00013 ... Oil. DISTRIBUTION SYSTEM
- 4.10000 ... OIL PRESSURE RFGUI ATOP
- 4.2006ft ... Oil fil ter
- 4.360« ... Oil FILTER LINES
- 4.4Q00A ... Oil L '* m
- 4 5000.4 ... Oil Fil ter
- 4.6000A ... DIPSTICK
- 4.7000ft ... Oil PAN
- 4.S0Q0A ... VENTILATING SYSTEM

0000 COOLING SYSTEM

- 5.1000 ... FRESH WATER PUMP
- 5.1000A ... FRESH WATER PUMP COVER
- 5.2000B ... THERMOSTAT
- 5.2000C ... WATER BYPASS TUBE
- 5.3000B ... WATER CONNECTIONS
- 5.4000A ... FAN
- 5.7000A ... WATER FILTER

6.0000 EXHAUST SYSTEM

- 6 1 LOLA ... CONNECTIONS
- ... EXHAUST MUFFLER AND/OR CONNECTIONS

7.0090 ELECTRICAL INSTRUMENTS

- 7 i000A ... BATTERY CHARGING GENERATOR
- 7.300« ... STARTING MOTOR
- 7.40008 ... TACHOMETER SRSff

11.0600 ENGINE MOUNTING

- 11,1000A ... EN6RNE MOUNTING BASE

12.6080 MISCELLANEOUS

- .0 A . AIR COMPRESSOR
- OSCODA ... HYDRAULIC PUMP
- 12.7000A ... APPEARANCE PACKAGE HARTS
- 12.3000A ... SUPPLIES
- W.3000B ... FABRICATION MATERIAL.



UNCONTROLLED COPY All information subject to change without notice.

Detroit Diesel®, the spinning arrows, and the Series 60®

are registered trademarks of Detroit Diesel Corporation.

6SP161 9501 © 1995 DETROIT DIESEL CORPORATION

BDC for engine manuals and specs
<https://barringtondieselclub.co.za/>

TYPE BREAKDOWN

SERIES 60 PARTS CATALOG

~ ^ g ,
j — loo

UNCONTROLLED COPY *All information subject to change without notice.*

Detroit Diesel®, the spinning arrows, and the Series 60® are
registered trademarks of Detroit Diesel Corporation.
6SP161 9501 © 1995 DETROIT DIESEL CORPORATION

DETROIT DIESEL

SERIES 60 ENGINE

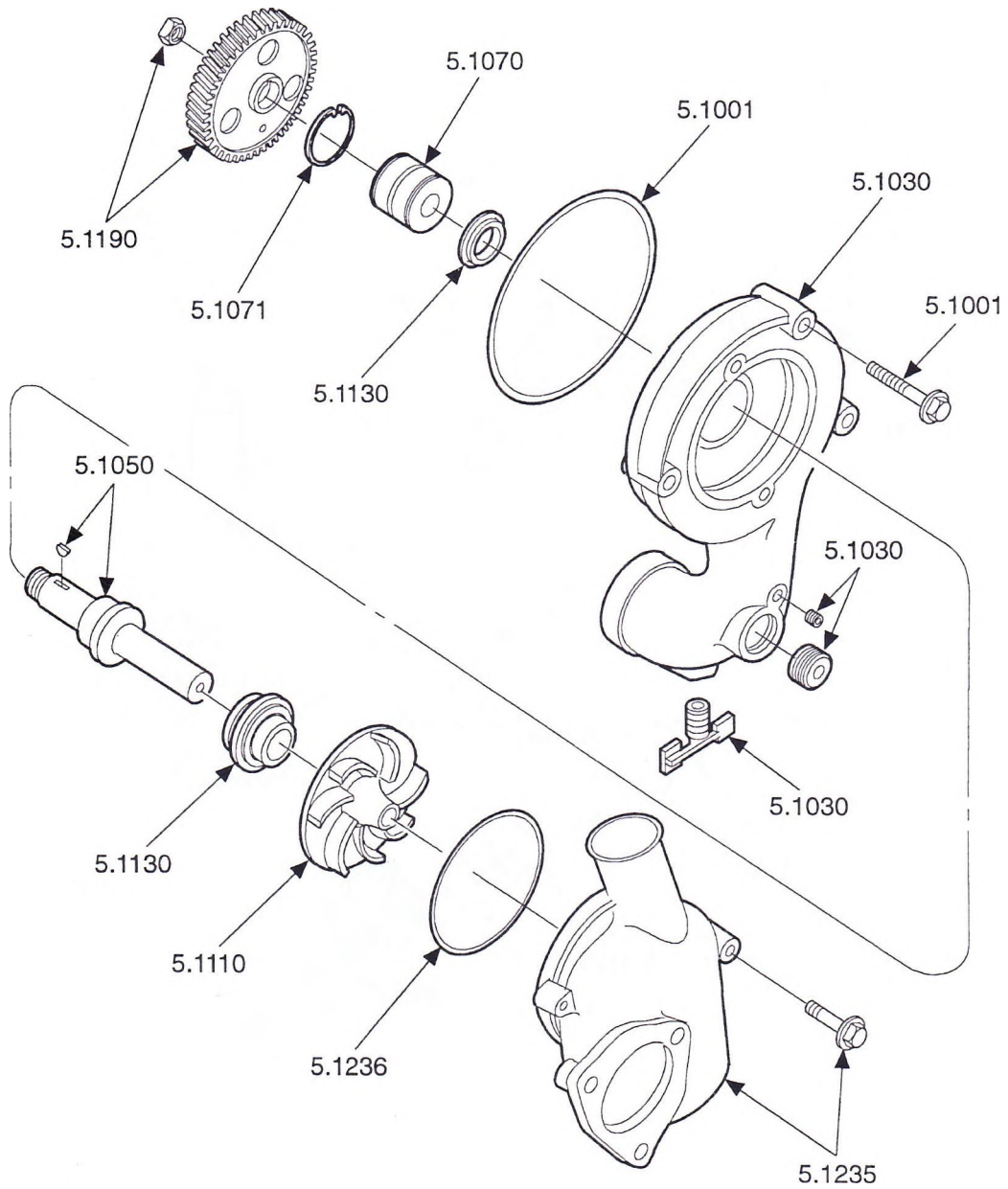


FIG. 1 WATER PUMP AND COVER ASSEMBLY

FIG. 1 OF 5.1000

UNCONTROLLED COPY All information subject to change without notice.

Detroit Diesel®, the spinning arrows, and the Series 60® are registered trademarks of Detroit Diesel Corporation.

6SP161 9501 © 1995 DETROIT DIESEL CORPORATION

DETROIT DIESEL

SERIES 60 ENGINE

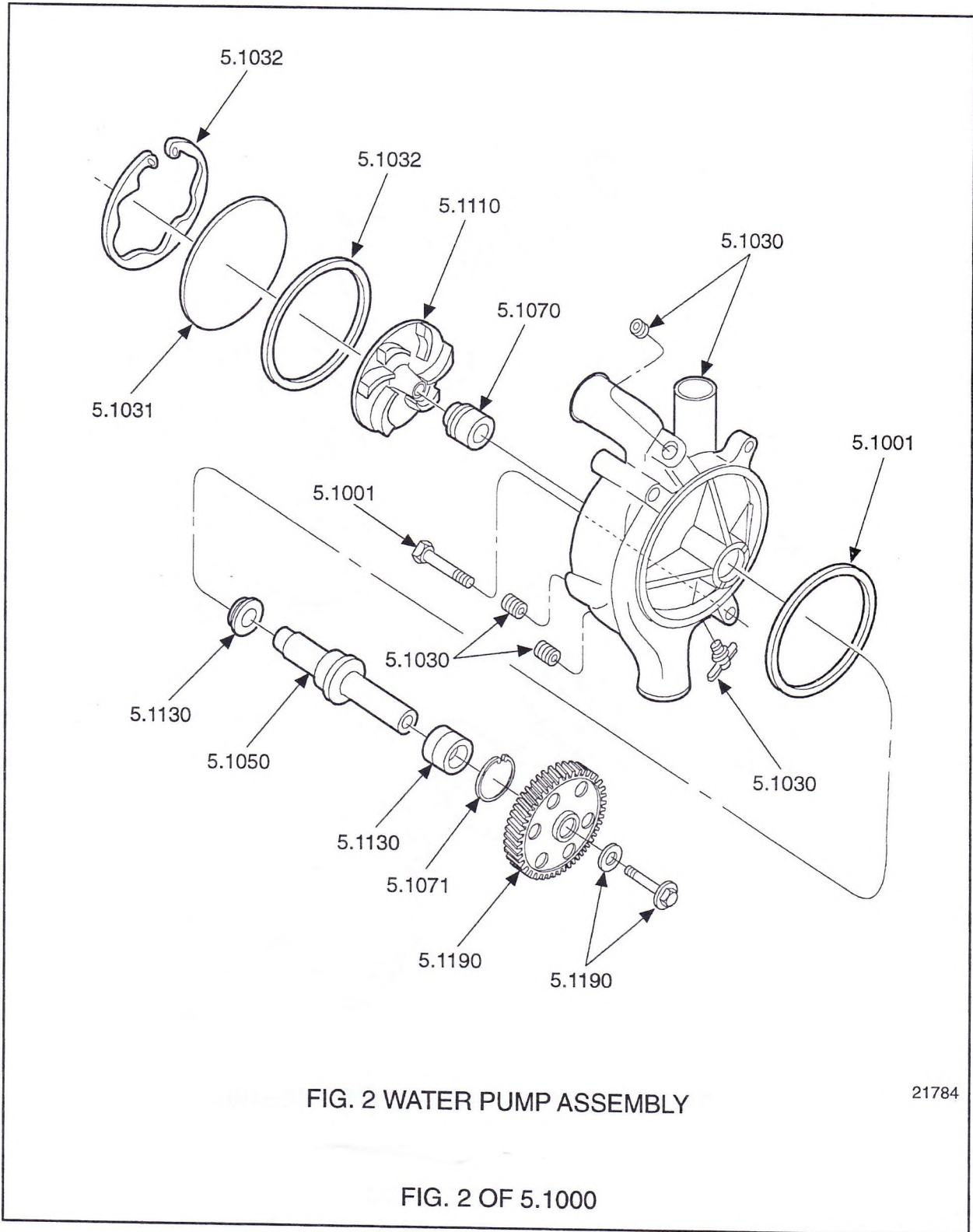


FIG. 2 WATER PUMP ASSEMBLY

21784

FIG. 2 OF 5.1000

TYPES

5.1000 FRESH WATER PUMP			2	2	2	2	2	2	2	2	2
FIG.	PART NO.	NAME AND DESCRIPTION	6	7	7	7	7	8	9	9	9
			3	0	1	6	7	9	1	4	
			ASSY. SECT.								
	5.1001	PUMP ASSY., FRESH WATER									
	8929509	PUMP ASSY	A1	NS							
	23509067	PUMP ASSY., OFFSET W/SQ CUT SEAL RING		NS	NS						
	23514989	KIT, PUMP OFFSET INLET S60		1	1						
	R23514989	KIT, PUMP OFFSET INLET (REMANUFACTURED)		AR	AR						
	23505019	PUMP ASSY., W/SQ CUT SEAL RING	A1	NS	NS						
	23505895	PUMP ASSY., WAT MT RR GR CASE W/SQ CUT SEAL RING	A1			NS	NS	NS			
	23509068	PUMP ASSY., WAT MT RR GR CASE W/SQ CUT SEAL RING	A1			NS	NS	NS			
	23516417	PUMP ASM WAT MT RR GR CASE SQCUTO-RG	A1			NS			NS	NS	NS
	23514990	KIT - PUMP WAT MT RR GR CASE S60				1	1	1			
	23516524	KIT, PUMP WAT MT RR GR CASE 50/60							1	1	1
2	23505025	SEAL RING W/SQ CUT (5.1032)		1	1	1	1	1	1	1	1
1	8929158	SEAL RING (5.1032)		1							
	23509196	FITTING						1		1	1
	23509195	TUBE ASSY, 45 DEG.						1		1	
1	11509517	BOLT, M8X 1.25X80 MM		3	3						
2	11509523	BOLT, M10X 1.5X55 MM				1	1	1	1	1	1
2	23505755	BOLT, M10X 1.5X155.0				2	2	2	2	2	2
	R23514990	PUMP ASSY. (REMANUFACTURED)				AR	AR	AR			
	23517062	TUBE ASM WAT PMP 45DEG WATFIL CON S60									1
	5.1002	RECONDITIONING KIT, FRESH WATER PUMP									
		A RECONDITIONING KIT INCLUDES SEAL RING IN 5.1001, BEARING IN 5.1070 LOCKRING IN 5.1071 AND ITEMS IN 5.1130 AND 5.1236.									
	23501579	KIT, RECONDITIONING		AR							
	23509105	KIT, RECONDITIONING W/SQ CUT WAT PMP & CVR SEALS			AR	AR	AR	AR	AR	AR	AR
	5.1010	GASKET, FRESH WATER PUMP									
	23507073	GASKET		1	1						

UNCONTROLLED COPY All information subject to change without notice.

Detroit Diesel®, the spinning arrows, and the Series 60®

are registered trademarks of Detroit Diesel Corporation.

6SP161 9501 © 1995 DETROIT DIESEL CORPORATION

BDC for engine manuals and specs
<https://barringtondieselclub.co.za/>

TYPE BREAKDOWN

SERIES 60 PARTS CATALOG

TYPES

5.1000 FRESH WATER PUMP		A	B	D	E
FIG PART NO.	NAME AND DESCRIPTION				
(Note: Assemblies are shown for component reference only.)					
5.1001 PUMP ASSY., FRESH WATER					
	8929509 PUMP ASSY (23505019)	1			
	23505019 PUMP ASSY., W/SQ CUT SEAL RING		1		
	23505895 PUMP ASSY., WAT MT RR GR CASE W/SQ CUT SEAL RING			1 1	
	23509068 PUMP ASSY., WAT MT RR GR CASE W/SQ CUT SEAL RING				1
	23516417 PUMP ASM WAT MT RR GR CASE SO CUT O-RG				1
5.1030 BODY, FRESH WATER PUMP					
1	23505018 BODY (OFFSET INL. HSG. W/SQ CUT SEAL RING GROOVE)	1	1		
2	23505894 BODY, RR GR CASE			1 1	
	23509822 TEE, 1/4"-18 W/SEAL (12.9161)			1	
2	23511573 PLUG, 3/4" PIPE SQ. SOC. SCOTCH-GRIP			2 2 2	
1	23511574 PLUG, 1" PIPE SQ. SOC. SCOTCHGRIP 1		1 1 1		1
	23516416 BODY, WATER PUMP RR GR SQ CUT O RG				1
	8922327 PLUG, 1/4" NPTF (12.9550)				1
	8923847 PLUG, PIPE 1/4-18" NPTF	1	1	1	
	8924140 DRAINCOCK, 1/4' (12.9510)	1	1		
5.1031 COVER, FRESH WATER PUMP BODY					
2	8922383 COVER, NON-METALLIC			1 1 1	
5.1032 GASKET, FRESH WATER PUMP COVER					
2	23512048 SEAL RING			1 1 1	
2	8922407 RING RETAINER			1 1 1	
5.1050 SHAFT ASSY., FRESH WATER PUMP					
2	23505896 SHAFT			1 1 1	
1	8929157 SHAFT	1	1		
1	8929334 KEY, 4X5 WOODRUFF (5.1055)	1	1		
5.1070 BEARING, FRESH WATER PUMP					
1,2	8929422 BEARING ASSY.	1	1	1 1 1	
5.1071 RETAINER, FRESH WATER PUMP BEARING AND SEAL RING					
1,2	8929427 RING	1	1	1 1 1	
5.1110 IMPELLER, FRESH WATER PUMP					
2	23507913 IMPELLER, WAT PMP C/I RT SI ENG				1
1	8929512 IMPELLER				
5.1130 SEAL, FRESH WATER PUMP					
2	23508802 SEAL, UNITIZED				1

UNCONTROLLED COPY All information subject to change without notice.

Detroit Diesel®, the spinning arrows, and the Series 60® are registered trademarks of Detroit Diesel Corporation.

6SP161 9501 © 1995 DETROIT DIESEL CORPORATION

TYPES

5.1000 FRESH WATER PUMP			A	B	C	D	E				
FIG	PART NO.	NAME AND DESCRIPTION									
(Note: Assemblies are shown for component reference only.)											
5.1130 SEAL, FRESH WATER PUMP (cont.)											
1,2	8929134	SEAL, LIP TYPE	1	1	1	1	1				
1	8929148	SEAL, UNITIZED	1	1							
5.1190 GEAR, FRESH WATER PUMP DRIVE											
1	11509584	NUT, LOCK M24 X 3.0	1	1							
2	23505897	WASHER, SPL WAT PUMP GEAR (5.1110)			1	1	1				
2	23505910	GEAR, RH 61 TEETH			1	1	1				
2	23508863	BOLT, M12X1.75X50.0MM			1	1	1				
1	8929135	GEAR, RH 61 TEETH	1	1							

UNCONTROLLED COPY All information subject to change without notice.

Detroit Diesel®, the spinning arrows, and the Series 60® are registered trademarks of Detroit Diesel Corporation.

6SP161 9501 © 1995 DETROIT DIESEL CORPORATION

TYPE BREAKDOWN

SERIES 60 PARTS CATALOG

TYPES

FIG.	PART NO.	NAME AND DESCRIPTION	ASSY. SECT.	1	2	3	4	5	6	7	8	9	10	11	12	13	14	15	16	17	18	19	20
		5.1000A FRESHWATER PUMP COVER		1	1	1	1	1	1	1	1	1	1	1	1	1	1	1	1	1	1	1	1
		5.1235 COVER, WATER PUMP																					
	23505020	COVER					1		1														
	23505021	COVER, WAT PMP HORIZ INL SQ CUT O RG S60		1				1															
	23505022	COVER, WAT PMP VERT INL SQ CUT RG SEAL				1				1													
	8929651	COVER						1															
	23505023	COVER, OFFSET INLET-FLANGE CONN.															1						
	8922383	COVER, NON-METALLIC																				1	
	11504822	BOLT, M8X 1.25X30		2	2	2	2	2	2	2	2	2	2	2	2	2	2	2	2	2	2	2	2
		*FIG. 1 OF 5.1000.																					
		5.1236 GASKET, WATER PUMP COVER																					
	8929510	SEAL RING (COVER)		1	1	1	1																
	23505024	SEAL, O-RING WAT PMP CVR SQ CUT S60						1	1	1	1												
	5101160	SEAL RING																				1	
	8922407	RING RETAINER																				1	
		*FIG. 1 OF 5.1000.																					

DETROIT DIESEL

SERIES 60 ENGINE

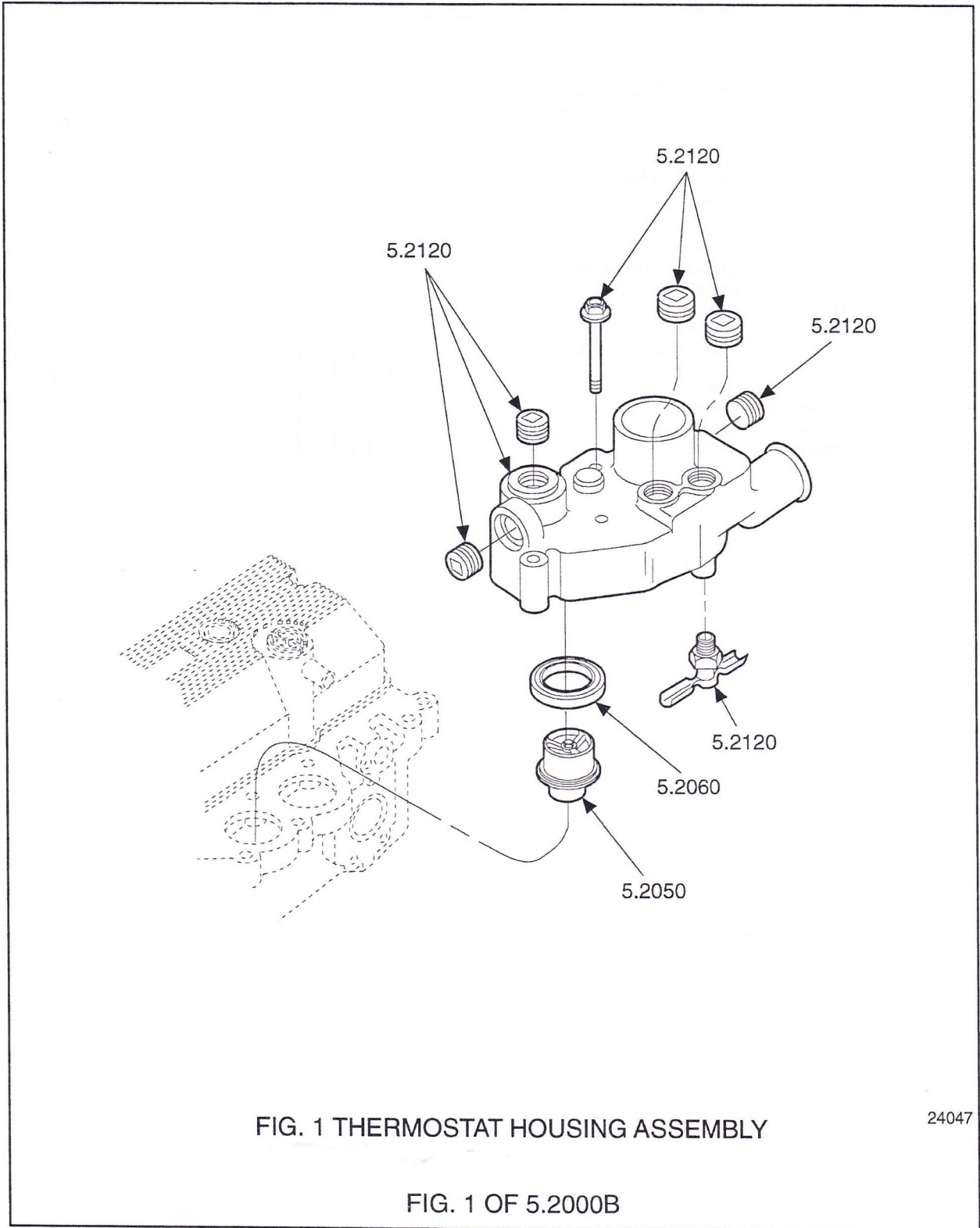


FIG. 1 THERMOSTAT HOUSING ASSEMBLY

24047

FIG. 1 OF 5.2000B

UNCONTROLLED COPY All information subject to change without notice.

Detroit Diesel®, the spinning arrows, and the Series 60® are registered trademarks of Detroit Diesel Corporation.

6SP161 9501 © 1995 DETROIT DIESEL CORPORATION

BDC for engine manuals and specs
<https://barringtondieselclub.co.za/>

TYPE BREAKDOWN

SERIES 60 PARTS CATALOG

TYPES

FIG.	PART NO.	NAME AND DESCRIPTION	ASSY. SECT.		
		5.2000B THERMOSTAT		3	4
				5	2
				8	1
1	5.2050 8929878	THERMOSTAT ASSY. THERMOSTAT ASSY. 190 DEG. OPEN- ING TEMP.		2	
1	5.2060 5132155 23509514	SEAL, THERMOSTAT SEAL SEAL FLANGE		2 AR	2 AR
		5.2120			
		COVER, THERMOSTAT HOUSING			
1	23512111 8929728	COVER COVER		1 1	1 1
	23511572	PLUG, 1/2" NPTF SQ. SOC. (12.9550)		2	2
	23511573	PLUG, 3/4" PIPE SQ. SOC. SCOTCH-GRIP		2	
1	5136240	PLUG CAP .42" DIA. (2.2001)		1	1
1	8924140	DRAINCOCK, 1/4" (12.9510)		1	1
1	23505050	BOLT, M10 X 1.5 X 85 (12.9001)		4	4

DETROIT DIESEL

SERIES 60 ENGINE

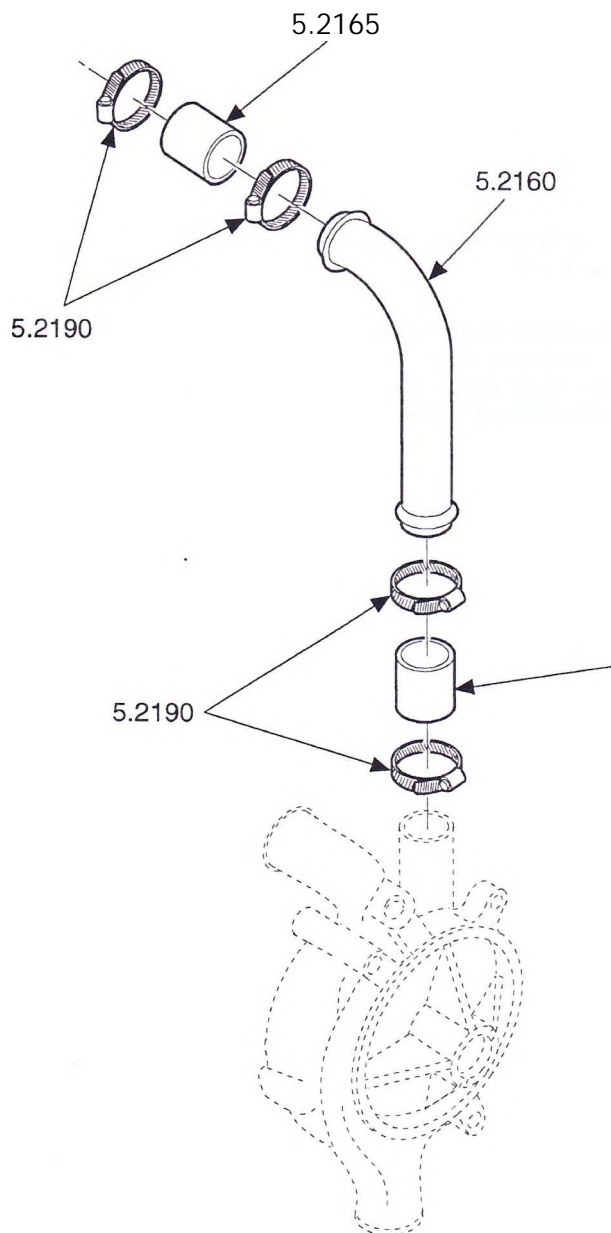


FIG. 1 WATER BY-PASS TUBE ASSEMBLY

FIG. 1 OF 5.2000C

UNCONTROLLED COPY All information subject to change without notice.

Detroit Diesel®, the spinning arrows, and the Series 60® are registered trademarks of Detroit Diesel Corporation.

6SP161 9501 © 1995 DETROIT DIESEL CORPORATION

BDC for engine manuals and specs
<https://barringtondieselclub.co.za/>

TYPE BREAKDOWN

SERIES 60 PARTS CATALOG

TYPES

FIG PART NO.	NAME AND DESCRIPTION	ASSY. SECT.						
	5.2000C WATER BYPASS TUBE		4	4	4	4	4	
			4	6	7	7	8	
			6	4	3	9	5	
	5.2160 TUBE, WATER BYPASS							
1	23505898 TUBE			1	1		1	
	23512151 TUBE					1		
1	8929161 TUBE ASSY.		1					
	5138827 PLUG, CAP .72 DIA. (2.2001)		1					
	5.2165 HOSE, WATER BYPASS TUBE							
1	8929875 HOSE, 1 3/4" X 3.25"		2	2	2	2	2	
	5.2190 CLIP, WATER BYPASS TUBE							
1	23503066 CLAMP, 1.75-2.62" DIA. HOSE				4	4		
1	23505048 CLAMP, 2"—2 1/2" DIA. HOSE		4	4				
	23516419 CLAMP HOSE TYPE 'E' 2.125 NOM HOSE OD						4	

DETROIT DIESEL

SERIES 60 ENGINE

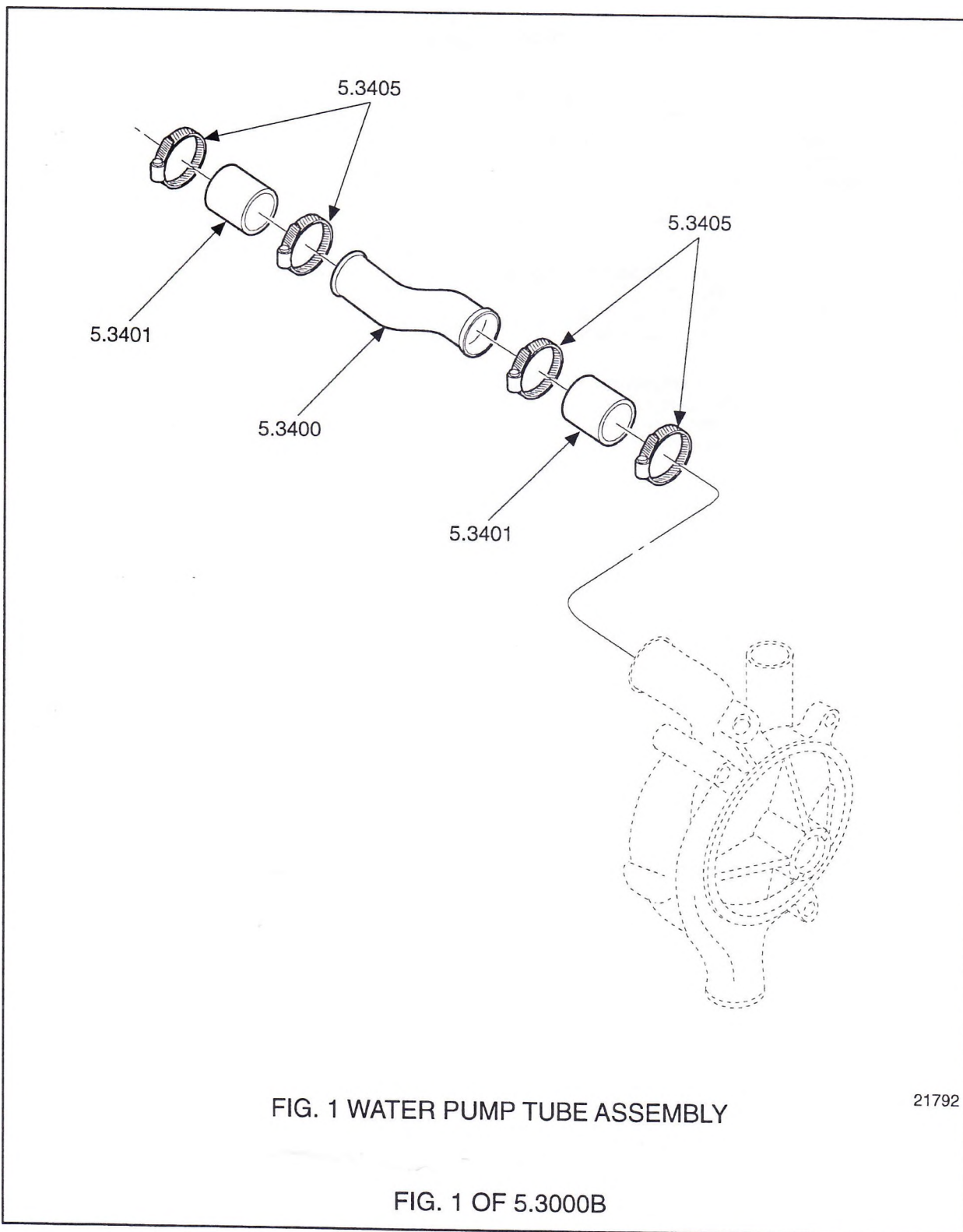


FIG. 1 WATER PUMP TUBE ASSEMBLY

21792

FIG. 1 OF 5.3000B

TYPE BREAKDOWN

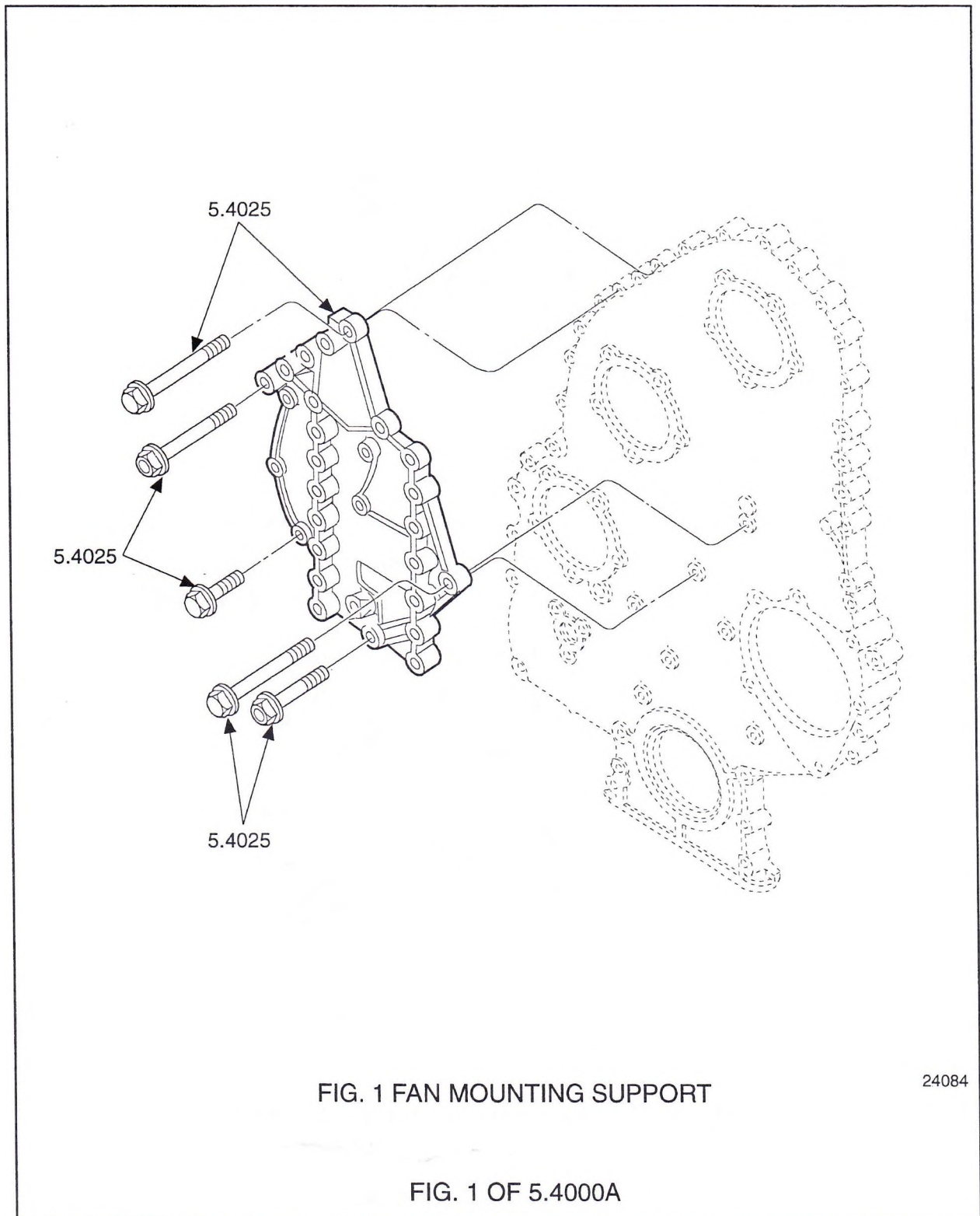
SERIES 60 PARTS CATALOG

TYPES

FIG.	PART NO.	NAME AND DESCRIPTION	ASSY. SECT.	4	4	4	4	4	4	5	5	5
				1	5	6	7	8	9	0	1	2
		5.3000B WATER CONNECTIONS		1	9	8	6	5	5	4	2	2
	5.3400	TUBE, WATER PUMP TO OIL COOLER										
1	23505899	TUBE (FOR HI & MED MT. TURBO)			1				1			
1	8929020	TUBE (4.4211)	1									
1	23506681	TUBE (FOR LOW MT. TURBO)				1						1
1	23507919	TUBE (FOR LOW MT. TURBO)						1			1	
	23511574	PLUG, 1" PIPE SQ. SOC. SCOTCHGRIP				1						1
	5.3401	HOSE, WATER PUMP TO OIL COOLER										
1	8929724	HOSE, 3" I.D. X 2.50"L. (4.4213)	2									
1	23506325	HOSE, 2.75"X3.0" L (BLUE)			2	2	1	2	2	1	2	2
	5.3405	CLIP, WATER PUMP TO OIL COOLER TUBE										
1	23501941	CLAMP, 2 3/4"-3 5/8" ID HOSE							4	2	3	3
1	8929865	CLAMP, 3"-3 1/2" ID HOSE	4	4	4	2	3					

DETROIT DIESEL

series 60 engine



UNCONTROLLED COPY All information subject to change without notice.

Detroit Diesel®, the spinning arrows, and the Series 60® are registered trademarks of Detroit Diesel Corporation.

6SP161 9501 © 1995 DETROIT DIESEL CORPORATION

BDC for engine manuals and specs
<https://barringtondieselclub.co.za/>

DETROIT DIESEL

SERIES 60 ENGINE

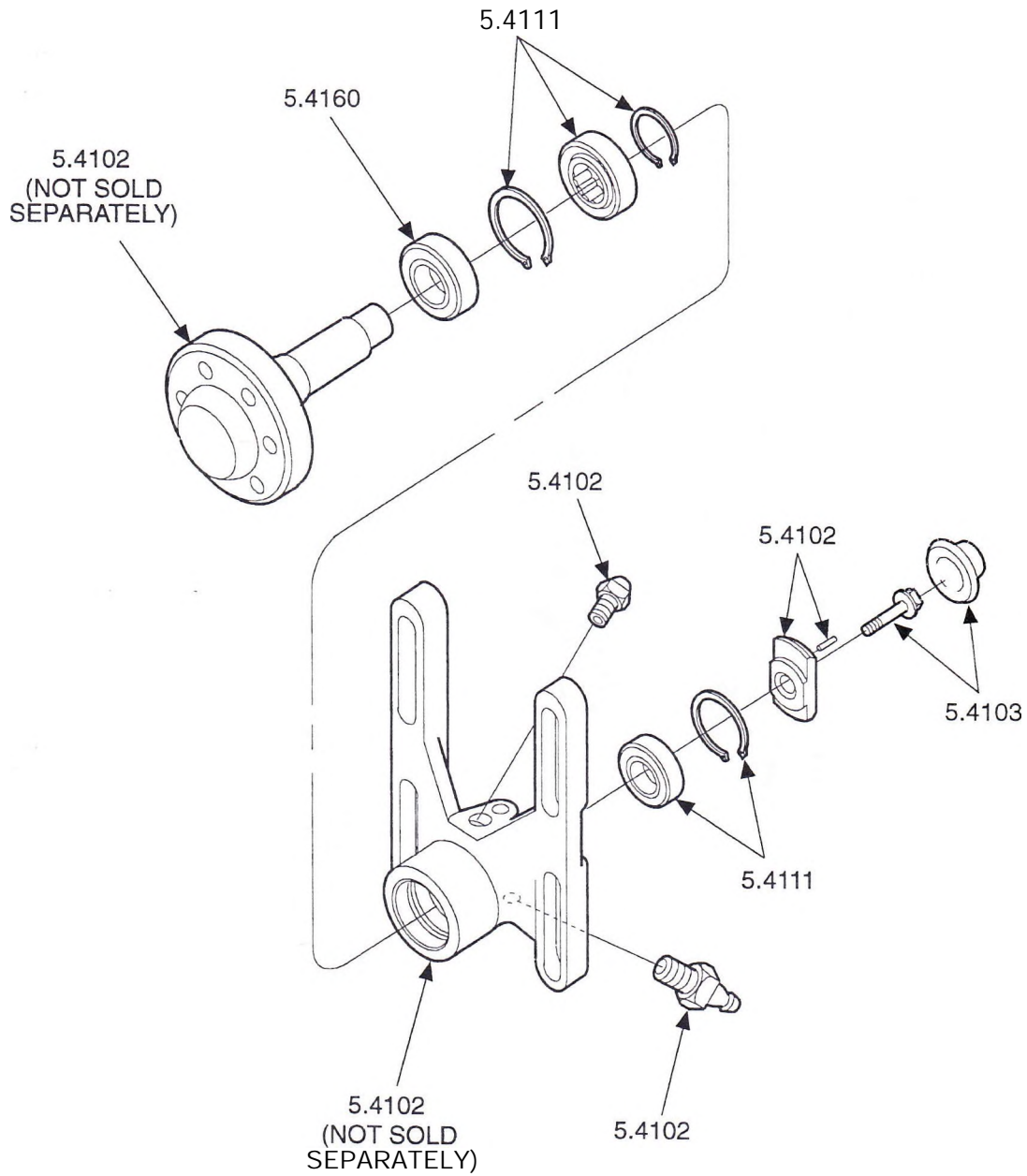


FIG. 2 SPINDLE AND HOUSING ASSEMBLY

FIG. 2 OF 5.4000A

UNCONTROLLED COPY All information subject to change without notice.
Detroit Diesel®, the spinning arrows, and the Series 60® are
registered trademarks of Detroit Diesel Corporation.
6SP161 9501 © 1995 DETROIT DIESEL CORPORATION

TYPES

FIG. PART NO.	NAME AND DESCRIPTION	ASSY. SECT.	1	2	3	4	5	6	7	8	9	10	11	12
5.4000A FAN			1	1	1	1	1	1	1	1	1	1	1	1
NAME AND DESCRIPTION			6	6	6	6	7	7	7	7	7	7	7	7
FIG. PART NO.			7	8	8	8	1	2	5	5	5	5	5	6
ASSY. SECT.			2	0	1	2	5	5	2	6	8	5	5	5
5.4010	BLADE, FAN HIGH LOW AND CRANKSHAFT MOUNTED													
NPN	(CUSTOMER FURNISH ED) BLADE		1	1	1	1	1		1		1			
5.4015	PULLEY AND HUB ASSY., FAN													
8929219	PULLEY, FAN 3 GROOVE, 178.0 DIA.				1									
23504095	PULLEY, FAN 3 GROOVE 178.0 DIA.													1
23511252	PULLEY FAN								1					
5103966	PULLEY, FAN 3 GROOVE	A1					1							
8929208	PULLEY, FAN DRIVE, 1 GROOVE, 230.0 O.D.				1									
8929218	PULLEY, FAN 3 GROOVE 203.0, 1 GROOVE 254.0					1								
23505050	BOLT, M10 X 1.5 X 85 (12.9001)								1					
5130037	BOLT, 1/2"-13X8 1/2" (5.4290)						1							
8929585	BOLT, M10 X 1.5 X 380.0 (12.9001)		1		1	1			1					1
9409036	BOLT, 3/8"-24 X 1.125" (12.9001)				6	6								6
103341	WASHER, 3/8"								1					
5.4018	SPACER,PULLEY													
8929209	SPACER, 7.40 D.				1									
11509511	BOLT, M8X 1.25X20 MM				4									
5.4025	SUPPORT, FAN MOUNTING													
23511356	SUPPORT, W/UPR RT BOLT BOSS					1		1	1		1	1		
8929533	SUPPORT	J												
8929753	SUPPORT		1		1									
8929007	COVER, UPPER RIGHT REAR & FRONT CAM ACCESS.										1			
8929130	GASKET, UPPER RIGHT REAR & FRONT CAM ACCESS.										1			
11504822	BOLT, M8X 1.25X30		4	5	5	5		5	5	5	5	5	5	5
11509512	BOLT, M8 X 1.25 X 25 MM		1											
11509525	BOLT, M10X 1.5X110 MM		2	2	2	2		2	2		2	2	2	
11509527	BOLT, M10 X 1.5 X 160 MM			1	1									
11509530	BOLT, M14X 2.0X40 MM									1				
11509531	BOLT, M14X 2.0X60 MM		1	1	1	1		1	1		1	1	1	
11509533	BOLT, M14X 2.0X100 MM		1	1	1	1		1	1		1	1	1	
11509799	BOLT, M10X 1.5X70 MM									2				
11513960	BOLT, M10X 1.5X145 MM					1		1	1		1	1	1	
23511257	BOLT, M14 X 2.0 X 80.0 (12.9001)									1				t
8929357	BOLT, M10 X 1.5 X 120 (12.9001)									1				
8929585	BOLT, M10 X 1.5 X 380.0 (12.9001)										4			
11506101	NUT, M10X 1.5			1				1	1	1	1			
	= OBSOLETE.													
5.4102	SPINDLE ASSY., FAN DRIVE													
	A SPINDLE ASSY. INCLUDES ITEMS IN 5.4102, 5.4103, 5.4111 AND 5.4160.													
8929538	SPINDLE ASSY.				1	1								1
455322	FITTING, 1/8" VENT (12.9540)				1	1								1

UNCONTROLLED COPY All information subject to change without notice.

Detroit Diesel®, the spinning arrows, and the Series 60® are registered trademarks of Detroit Diesel Corporation.

6SP161 9501 © 1995 DETROIT DIESEL CORPORATION

BDC for engine manuals and specs
<https://barringtondieselclub.co.za/>

TYPE BREAKDOWN

SERIES 60 PARTS CATALOG

TYPES

FIG.	PART NO.	NAME AND DESCRIPTION	ASSY. SECT.	1	2	3	4	5	6	7	8	9	10
		5.4000A FAN		1	1	1	1	1	1	1	1	1	1
				6	6	6	6	7	7	7	7	7	7
				7	8	8	8	1	2	5	5	5	6
				2	0	1	2	5	5	2	6	8	5
		5.4102 SPINDLE ASSY., FAN DRIVE (cont.)											
2	271283	FITTING, 45 DEG.-1/8" GREASE (12.9540)				1	1						1
2	455734	PIN, SPRING 1/8" X 3/4" (12.9300)				1	1						
	11500944	BOLT, M12X1.75X40.0MM				4	4						4
	5131978	WASHER, .53 X 1.00 (1.5001)				4	4						4
2	8929214	WASHER				1	1						1
		5.4103 HOUSING, FAN DRIVE SPINDLE											
2	8929215	PLATE				1	1						1
2	8920419	BOLT, M10X1.5"X45.0" SPECIAL (1.2070)				1	1						1
		5.4111 BEARING, FAN SPINDLE											
2	7451005	BEARING, ROLLER (12.4048)				1	1						
2	23506569	BEARING, BALL (OPTIONAL TO 8929530)				1	1						1
2	8929064	RING, INT RETAINING 3.121" O.D. (12.4048)				1	1						1
2	8929530	BEARING, BALL				1	1						1
2	8929063	RING, INT RETAINING 3.734" O.D. (12.4048)				1	1						1
2	8929216	RING, INT RETAINING 1.618" O.D. (5.4111)				1	1						1
	8929820	BEARING, ROLLER											1
		5.4112 CLUTCH ASSY., FAN											
	23511243	CLUTCH ASSY.								1			
	23511287	CONDUIT, 3/8" I.D. X .503" O.D. X 59.00" L.								1			
	23511286	TUBE, 1/4" O.D X 60.00" L.								1			
	23511244	BRACKET								1			
	2476234	CLIP, .500" DIA. 3/8" BOLT (4.4330)								2			
	11500944	BOLT, M12X1.75X40.0 MM								4			
	11503454	BOLT, M10X 1.5X20.0								2			
	11504822	BOLT, M8X 1.25X30								3			
	23509483	WASHER, 33/64"X1 1/16"X1/8"								4			
		5.4160 SEAL, FAN SPINDLE											
2	8929213	SEAL				1	1						1

3-2U2
54000A FAN

UNCONTROLLED COPY All information subject to change without notice.

Detroit Diesel®, the spinning arrows, and the Series 60® are registered trademarks of Detroit Diesel Corporation.

6SP161 9501 © 1995 DETROIT DIESEL CORPORATION

TYPES

FIG.	PART NO.	NAME AND DESCRIPTION	ASSY. SECT.	1	2	3	4	5	6	7	8	9	10
		5.4000A FAN		1	1	1	1	1	1	1	1	1	1
				6	6	6	6	7	7	7	7	7	7
				7	8	8	8	1	2	5	5	5	6
				2	0	1	2	5	5	2	6	8	5
	5.4010	BLADE, FAN HIGH LOW AND CRANKSHAFT MOUNTED											
	NPN	(CUSTOMER FURNISHED)BLADE		1	1	1	1	1		1		1	
	5.4015	PULLEY AND HUB ASSY., FAN											
	8929219	PULLEY, FAN 3 GROOVE, 178.0 DIA.				1							
	23504095	PULLEY, FAN 3 GROOVE 178.0 DIA.											1
	23511252	PULLEY, FAN								1			
	5103966	PULLEY, FAN 3 GROOVE	A1					1					
	8929208	PULLEY, FAN DRIVE, 1 GROOVE, 230.0 O.D.				1							
	8929218	PULLEY, FAN 3 GROOVE 203.0, 1 GROOVE 254.0					1						
	23505050	BOLT, M10 X 1.5 X 85 (12.9001)							1				
	5130037	BOLT, 1/2"—13X8 1/2" (5.4290)						1					
	8929585	BOLT, M10 X 1.5 X 380.0 (12.9001)		1	1	1	1		1				1
	9409036	BOLT, 3/8"-24 X 1.125" (12.9001)			6	6							6
	103341	WASHER. 3/8"							1				
	5.4018	SPACER,PULLEY											
	8929209	SPACER, 7.40 D.				1							
	11509511	BOLT, M8X 1.25X20 MM				4							
	5.4025	SUPPORT, FAN MOUNTING											
1	23511356	SUPPORT, W/UPR RT BOLT BOSS					1		1	1		1	1
	8929533 =	SUPPORT		1									
1	8929753	SUPPORT			1	1							
	8929007	COVER, UPPER RIGHT REAR & FRONT CAM ACCESS.								1			
	8929130	GASKET, UPPER RIGHT REAR & FRONT CAM ACCESS.								1			
	11504822	BOLT, M8X 1.25X30		4	5	5	5	5	5	5	5	5	5
1	11509512	BOLT, M8 X 1.25 X 25 MM		1									
1	11509525	BOLT, M10X 1.5X110 MM		2	2	2	2	2	2			2	2
1	11509527	BOLT, M10X 1.5X160 MM			1	1							
	11509530	BOLT, M14X 2.0X40 MM								1			
1	11509531	BOLT, M14X 2.0X60 MM		1	1	1	1	1	1		1	1	1
1	11509533	BOLT, M14X 2.0X100 MM		1	1	1	1	1	1		1	1	1
	11509799	BOLT, M10X 1.5X70 MM								2			
	11513960	BOLT, M10X 1.5X145 MM					1		1			1	1
	23511257	BOLT, M14 X 2.0 X 80.0 (12.9001)								1			
	8929357	BOLT, M10 X 1.5 X 120 (12.9001)								1			
1	8929585	BOLT, M10 X 1.5 X 380.0 (12.9001)										1	
	11506101	NUT, M10X 1.5			1			1	1	1	1	1	
		= OBSOLETE.											
	5.4102	SPINDLE ASSY., FAN DRIVE											
		A SPINDLE ASSY. INCLUDES ITEMS IN 5.4102, 5.4103, 5.4111 AND 5.4160.											
	8929538	SPINDLE ASSY.				1	1						1
2	455322	FITTING, 1/8" VENT (12.9540)				1	1						1

UNCONTROLLED COPY All information subject to change without notice.

Detroit Diesel®, the spinning arrows, and the Series 60® are registered trademarks of Detroit Diesel Corporation.

6SP161 9501 © 1995 DETROIT DIESEL CORPORATION

3-201
5.4000A FAN

FIG PART NO.	NAME AND DESCRIPTION	A
5.4000A FAN		
(Note: Assemblies are shown for component reference only.)		
5.4015	PULLEY AND HUB ASSY., FAN	
5103966	PULLEY, FAN 3 GROOVE	1
5.4100	SHAFT, FAN	
5103868	BRACKET (W/INTEGRAL SHAFT) (5.4100)	1
5.4110	BEARING, FAN SHAFT	
191758	FITTING, 1/8" GREASE (12.9540)	1
23503535	BEARING (OUTER)	1
23503704	BEARING, BALL SGL. ROW (1.7655)	1
5.4140	RETAINER, FAN SHAFT BEARING	
5104317	WASHER, 2.22" DIA.X.32" THK.	1
9409060	BOLT, 1/2-20 X 1 1/2" (12.9001)	1
9422755	RING, SNAP (5.4368)	1
5.4150	SEAL, FAN SHAFT	
5103951	SEAL	1
5.4180	CAP AND SPACER, FAN HUB	
455322	FITTING, 1/8" VENT (12.9540)	1
5100890	CAP (IN PULLEY)	1
5.4235	HUB, FAN	
5103863	PULLEY (HUB) (3 GROOVE, 7.28" DIA.)	1

DETROIT DIESEL

SERIES 60 ENGINE

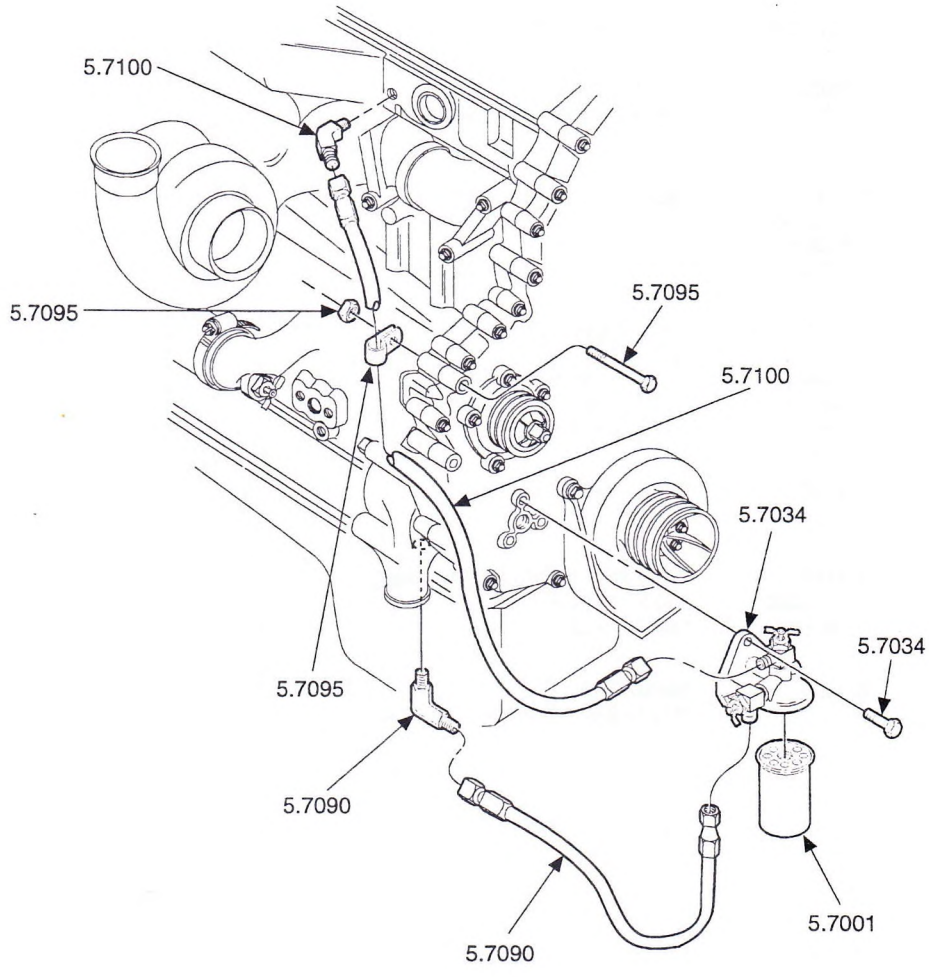


FIG. 1 WATER FILTER ASSEMBLY

21796

FIG. 1 OF 5.7000A

PART NO.	NAME AND DESCRIPTION	ASSY. SECT.	4	4	5	5	5	6	6	6	6	6	6		
			6	7	2	3	6	0	1	2	4	8			
5.7000A WATER FILTER															
5.7095	CLAMP, WATER FILTER INLET HOSE (cont.)														
11509525	BOLT, M10 X 1.5 X 110 MM		1	1	1										
23505051	BOLT M10X 1.5 X 170(12.9001)							1	1						
5163014	SPACER, 13/32" X 1 1/4" (7.4005)							1	1						
11506101	NUT, M10 X 1.5		1	1	1										
5.7100	HOSE, WATER FILTER OUTLET														
BAHH0246	HOSE ASM NO 6 X 26.9 H&H														1 ^t
BAHP0184	HOSE ASM. #6 X 20.8 H&P											1			
23505202	HOSE ASSY, #6 X 14.92" LG				1										
23505203	HOSE ASSY, #6 X 14.44" LG						1								
23507192	HOSE ASSY., #6 X 33.42"		1	1						1					
23511261	HOSE ASSY.														
23513205	ELBOW, 90 DEG. 3/8" FL TUBE 3/8" PIPE					1						1		1	
8929837	ELBOW, 45 DEG. 3/8 FLD TUBE 1/4 PIPE (12.9390)		1	1	1	1	1	1	1					1	
8924159	BUSHING, 3/4-X3/8" RED. (12.9570)											1		1	

1.0000 ENGINE (LESS MAJOR ASSEMBLIES) 4.0000 LUBRICATING SYSTEM

- 1.1000 ... CYLINDER BLOCK
- 1.1000A ... AIR BOX DRAINS
- 1.2000 ... CYLINDER HEAD COOSA ISO SLOE. LIFTER BRACKET
- 1.3000 ... CRANKSHAFT OIL SEALS AND STABILIZERS
- 1.3000A ... CRANKSHAFT ABOUT COVER ? 3- 'a CV -
- 1.3000C ... CRANKSHAFT PULLEY
- 1.300DD ... CRANKSHAFT PULLEY BEIT
- 1.4000A ... FLYWHEEL
- 1.5000A ... FLYWHEEL HOUSING
- 1.5000B ... FLYWHEEL HOUSING ADAPTOR
- 1.6000 ... CONNECTING ROD AND PISTON
- AALTO ... CAMSHAFT AND GEAR TRAIN
- I/OGQA ... BALANCE WEIGHT COVER
- 1.7C00S ... ACCESSORY DRIVE
- 1.0090 ... VALVE AND INJECTOR OPERATING MECHANISM
- 1 HO EDA ... ROCKER COVER

2.0000 FUEL SYSTEM

- 2.10S0A ... FUEL INJECTOR
- 2.1000B ...
- 2.2090 ... FUEL PUMP
- 2.3000A ... FUEL FILTER AND STFIHER
- SL5000A ... FUEL LINES AND FUEL COOLER

3.0000 AIR SYSTEM

- 3.1090A ... AIR CLEANER ANO/OR ADAPTOR
- 3.3000A ... AIR INLET HOUSING
- 3.30090 ... AIR INTAKE MANIFOLD
- 3.4000 ... SLOWER AND DRIVE
- 3.40Q0A ... BLOWER DRIVE SHAFT
- 3.S050A ... TURBOCHARGBR

- *: K ... Oil pump
- 4 IO00B ... OIL : STY JTICN UfSTEM
- 4.10G0C ... T':-AAV;; jIW': PECULATOR
- 4.2000A ... Oil INIT ER
- 4.3000A ... OIL FILTER
- 4.4009A ... OH... COOLER
- 4.5000A ... Oil. FILLER
- 4.60G9A ... DIPSTICK
- 4.7000A ... OIL PAN
- 4 0000A ... VENTILATING! SYSTEM

5.0000 COOLING SYSTEM

- 51000 ...
- S. 10GOA ... FRESH WATER PUMP COVER
- 0.30000 ... IHERMOSLAI
- 5 2000C ... WATER BYPASS TUBE
- 5.33096 ... WATER OC \R>T
- 5-4030A ... FAN

6.0000 EXHAUST SYSTEM

- 6.1000A ... EXHAUST MANIFOLD AND/OR CONNECTIONS
- 6.2000A ... EXHAUST MUFFLER AND/OR CONNECTIONS

7.0060 ELECTRICAL INSTRUMENTS

- A WOO A .
- 7.3000,4 ... STARTING MOTOR
- 7.40003 ... TACHOMETER DRIVE

11.0900 ENGINE MOUNTING

- 1 '1,10GOA ... ENGINE MOUNTING BASE

12.0000 MISCELLANEOUS

- 12.40004 ... AIR COMPRESSOR
- iSLSSum ... HYDRAULIC PUMP
- 12.70004 ... APPEARANCE PACKAGE PARTS
- '12. OoA . SUPPLIES
- 12.S000B . FABRICATION MATERIAL



DETROIT DIESEL

series60 engine

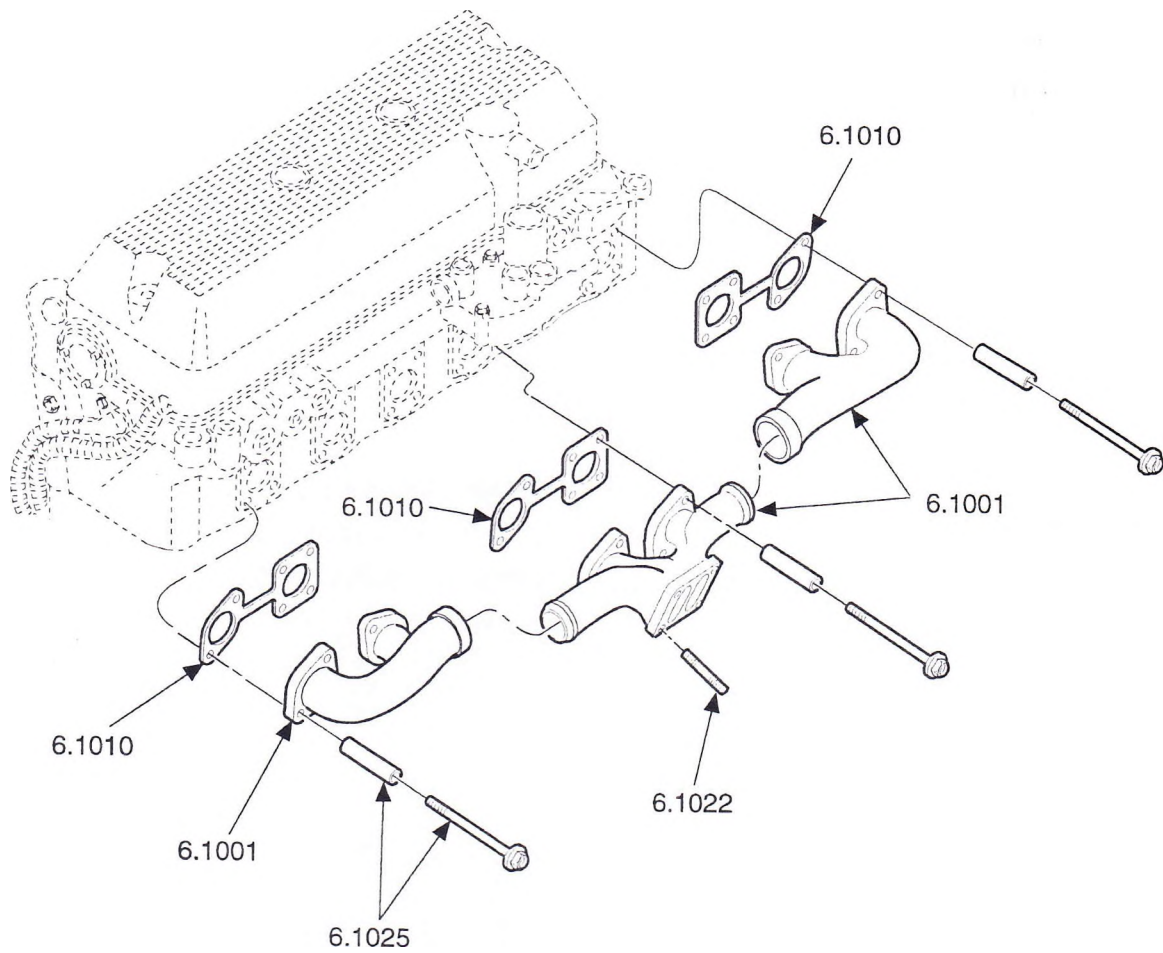


FIG. 1 EXHAUST MANIFOLD ASSEMBLY

FIG. 1 OF 6.1000A

TYPES

FIG.	PART NO.	NAME AND DESCRIPTION	5	5	5	5	6	6	6	6	6	6	6	6	6
			7	7	8	9	1	1	1	2	3	3	4	4	4
			5	6	5	4	3	4	5	0	5	6	1	2	2
			ASSY.	SECT.											
6.1000A EXHAUST MANIFOLD AND/OR CONNECTIONS															
6.1001 MANIFOLD, EXHAUST															
1	8929381	MANIFOLD, FRONT, 1 PORT	1		1	1	1		1	1					
1	8929383	MANIFOLD, REAR, 2 PORT	1		1	1	1		1	1					
1	8929521	MANIFOLD, FRONT, 1 PORT HI MOUNT (23512896) 1		1				1							
1	8929632	@ MANIFOLD, CENTER, 3 PORT MED MOUNT (23512897)	1				1			1					
1	23511221	MANIFOLD, 3 PC END FRONT HIGH MOUNT									1				
1	23511222	MANIFOLD, 3 PC FRT & REAR END									1	2	2	2	
	23511976	MANIFOLD, 3 PC CENTER LOW MOUNT											1		
1	23511977	MANIFOLD, CENTER, 3 PORT										1			1
1	23511978	MANIFOLD, 3 PC CENTER SECTION HIGH MOUNT								1					
1	8929522	* MANIFOLD, CENTER, 3 PORT HI MOUNT (23512896)		1				1							
1	8929579	MANIFOLD, CENTER, 3 PORT			1										
1	8929591	MANIFOLD, CENTER, LOW MNT (23513470)				1			1						
		' NOT SERVICED, USE 3 PIECE MANIFOLD KIT SHOWN IN PARENTHESES.													
		@ NOT SERVICED, FOR COMMERCIAL APPLICATIONS USE 3 PIECE MANIFOLD KIT SHOWN IN PARENTHESES.													
6.1010 GASKET, EXHAUST MANIFOLD															
	23511666	GASKET, 2 PORT (GRAPHITE)									3	3	3	3	
	8929765 B	GASKET, 3 PORT	2	2	2	2	2	2	2	2					
		B NOT SERVICED, USE 3-23511666 GASKETS.													
6.1022 STUD, EXHAUST MANIFOLD TO TURBOCHARGER															
	8929425	STUD, M10X 1.5X50.0	4	4	4	4									
	23507438	STUD, M10 X 1.5X44.0					4	4	4	4	4	4	4	4	4
6.1025 BOLT, EXHAUST MANIFOLD TO HEAD															
1	8929357	BOLT, M10 X 1.5 X 120 (12.9001)	12	12	12	12	12	12	12	10	12	12	h	10	
	23509744	STUD, BOLT M10X1.5X120.0								2				2	
1	23511667	SPACER									12	12	12	12	

UNCONTROLLED COPY All Information subject to change without notice.

Detroit Diesel®, the spinning arrows, and the Series 60®

are registered trademarks of Detroit Diesel Corporation.

6SP161 9501 © 1995 DETROIT DIESEL CORPORATION

TYPE BREAKDOWN

SERIES 60 PARTS CATALOG

TYPES

FIG.	PART NO.	NAME AND DESCRIPTION	6 4 6	6 5 0	6 5 3	6 5 4	6 5 9	6 6 7	6 7 4	6 7 7
		6.1000A EXHAUST MANIFOLD AND/OR CONNECTIONS								
		NAME AND DESCRIPTION								
1	6.1001 23511221	MANIFOLD, EXHAUST MANIFOLD, 3 PC END FRONT HIGH MOUNT				1		1		1
1	23511222	MANIFOLD, 3 PC FRT & REAR END		2	2	1	2	1		j
	23511976	MANIFOLD, 3 PC CENTER LOW MOUNT			1					
1	23511977	MANIFOLD, CENTER, 3 PORT		1			1			
1	23511978	MANIFOLD, 3 PC CENTER SECTION HIGH MOUNT				1				1
	23514898	MANIFOLD 3 PC.CENTER SET-BACK						1		
	23516106	MANIFOLD EXH 3PC FRT&RR END S60 MOLY							2	
	23516107	MANIFOLD EXH 3PC CTR SECT MED MT MOLY							1	
1	6.1010 23511666	GASKET, EXHAUST MANIFOLD GASKET, 2 PORT (GRAPHITE)		3	3	3	3	3	3	3
1	6.1022 8929425	STUD, EXHAUST MANIFOLD TO TURBOCHARGER STUD, M10X 1.5X50.0								4
1	23507438	STUD, M10X 1.5X44.0		4	4	4	4	4	4	
1	6.1025 8929357	BOLT, EXHAUST MANIFOLD TO HEAD BOLT, M10 X 1.5 X 120 (12.9001)		9	9	9	9	9	9	9
1	23511667	SPACER		12	12	12	12	12	12	12
	6.1171	HEAT SHIELD,EXHAUST MANIFOLD								
	23513775	HEAT SHIELD EXH MFLD REAR	1	1	1	1	1	1	1	1
	23509744	STUD, BOLT M10X1.5X120.0	3	3	3	3	5	3	5	
	11506101	NUT, M10X 1.5	3	3	3	3	3	3	3	3
	6.1999									
	23509744	STUD, BOLT M10X1.5X120.0								3

3-210 6.1000A EXHAUST MANIFOLD AND/OR CONNECTIONS

UNCONTROLLED COPY All information subject to change without notice.
Detroit Diesel®, the spinning arrows, and the Series 60® are

registered trademarks of Detroit Diesel Corporation.
6SP161 9501 © 1995 DETROIT DIESEL CORPORATION

TYPES

FIG. PART NO.	NAME AND DESCRIPTION	ASSY. SECT.
	6.2000A EXHAUST MUFFLER AND/OR CONNECTIONS	
6.2095	CONNECTION, FLEXIBLE EXHAUST	
5140347	CONNECTOR, 5.00" O.D. X 4.00"L. (6.2095)	
23506159	CLAMP, 5.88" DIA.	

UNCONTROLLED COPY All information subject to change without notice.

Detroit Diesel®, the spinning arrows, and the Series 60®

are registered trademarks of Detroit Diesel Corporation.

6SP161 9501 © 1995 DETROIT DIESEL CORPORATION

T_01 1

6.2000A EXHAUST MUFFLER AND/OR CONNECTION!

TYPE BREAKDOWN

1.0000 LUBRICATING SYSTEM (less major assemblies)

- 1.1000 . . . CYLINDER BLOCK
- 1.1000A . . . AIR BOX
- 1.2000 . . . CYLINDER head
- 1.2000A . . . LUBRICATION LIFTER BRACKET
- 1.3000 . . . CRANKSHAFT (oil seals and
BALANCE WEIGHTS)
- 1.3000A . . . CRANKSHAFT FRONT COVER
- 1.3000B . . . CRANKSHAFT FRONT COVER
- 1.5000 . . . CRANKSHAFT PULLEY
- 1.5000A . . . CRANKSHAFT PULLEY
- 1.5000B . . . CRANKSHAFT PULLEY
- 1.4000 . . . FLYWHEEL
- 1.4000A . . . FLYWHEEL
- 1.5000 . . . FLYWHEEL HOUSING ADAPTOR
- 1.0000 . . . CONNECTING ROD AND PISTON
- 1.7000 . . . CAMSHAFT AND GEAR TRAPS
- 1.7000A . . . BALANCE WEIGHT COVER
- 1.7000B . . . ACCESSORY DRIVE
- 1.3000 . . . VALVE AND INJECTOR OPERATING
MECHANISM
- 1.8000A . . . ROCKER COVER

2.0080 FUEL SYSTEM

- 2.1000A . . . FUEL INJECTOR
- 2.1000B . . . FUEL INJECTOR
- 2.1000C . . . FUEL INJECTOR
- 2.2000 . . . FUEL PUMP
- 2.3000A . . . FUEL FILTER AND STRAINER
- 2.5000A . . . FUEL LINES AND FUEL COOLER

3.0000 AIR SYSTEM

- 3.1000A . . . AIR CLEANER ADAPTOR
- 3.3000A . . . AIR INLET HOUSING
- 3.3000B . . . AIR INTAKE MANIFOLD
- 3.4000 . . . BLOWER AND DRIVE
- 3.4000A . . . BLOWER DRIVE SHAFT
- 3.5000A . . . TURBOCHARGER

4.0000 LUBRICATING SYSTEM

- 4.1000A . . . OIL PUMP
- 4.1000B . . . OIL DISTRIBUTION SYSTEM
- 4.1000C . . . OIL PRESSURE REGULATOR
- 4.2000A . . . OIL FILTER
- 4.3000A . . . OIL FILTER LINES
- 4.4000A . . . OIL COOLER
- 4.5000A . . . OIL FILTER
- 4.6000A . . . OIL FILTER
- 4.7000A . . . OIL PAN
- 4.8000A . . . VENTILATING SYSTEM

5.0000 COOLING SYSTEM

- 5.1000 . . . FRESH WATER PUMP
- 6.1000 . . . FRESH WATER PUMP COVER
- 5.2000 . . . THERMOSTAT
- 5.2000C . . . WATER BYPASS TUBE
- 5.3000 . . . WATER CONNECTIONS
- 5.4000A . . . FAN
- 6.7000 . . . WATER FILTER

6.0000 EXHAUST SYSTEM

- 6.1000A . . . EXHAUST CONNECTIONS
- 6.2000A . . . EXHAUST MUFFLER AND/OR

7.0000 ELECTRICAL INSTRUMENTS

- 7.1000A . . . BATTERY CHARGING GENERATOR
- 7.3000A . . . STARTING MOTOR
- 7.4000B . . . TACHOMETER DRIVE

11.8000 ENGINE MOUNTING

- 11.8030A . . . ENGINE MOUNTING BRACKET

12.0000 MISCELLANEOUS

- 12.2400A . . . HYDRAULIC PUMP
- 12.30(1)DA . . . HYDRAULIC PUMP
- 12.3020A . . . SUPPLIES
- 12.8000B . . . FABRICATION MATERIAL



TYPES

FIG.	PART NO.	NAME AND DESCRIPTION	ASSY. SECT.	2	2	2	2	2	2	2	2	2	2	2	2	2
		7.1000A BATTERY CHARGING GENERATOR		2	2	2	2	2	2	2	2	2	2	2	2	2
				1	1	2	2	2	2	2	2	3	3	3	3	3
				9	9	6	6	7	8	8	9	0	0	0	0	1
				0	3	1	9	6	3	4	3	1	2	4	0	
		7.1575 BELT, GENERATOR DRIVE														
	23509690	BELT (50"L.) (2 STRAND)	AR	AR	AR	AR										
	23509691	BELT (51 "L.) (2 STRAND)	AR	AR	AR	AR										
	23511238	BELT SET (2 BELTS) .500" X 31.50"					1									
	23516105	BELT POLY V 12K 72LG S60 TRUN V RIBS									1					1
	5141155	BELT SET (2 BELTS) .500" X 71.00" (1.3320)						1								
		7.1580 STRAP, GENERATOR ADJUSTING														
	8929605	= STRAP	1													
	23507487	ROD, ADJ M16X2.0X381.0 L.			1	1			1							
	23511670	ROD,ADJUSTING									1			1		
	23504445	LINK, ADJ								1						
	23511669	LINK, ADJUSTING ROD			1	1						1			1	
	103345	WASHER, 5/8"			2	2				2		2			2	
	11505299	BOLT, M10X 1.5X30.0 MM													1	
	11509799	BOLT, M10X 1.5X70 MM	1		1	1			1							
	23511251	BOLT, ADJUSTING ROD 1/2-13					1									
	8929357	BOLT, M10 X 1.5 X 120 (12.9001)										1				
	11501055	NUT, M16X2.0			2	2			2			2			2	
	11506101	NUT, M10X 1.5										1				
		= NOT SERVICED, USE 1-23504446 ROD, 1-23511669 LINK, 2-103345 WASHERS AND 2-11501055 NUTS.														
		7.1582 BRACKET, GENERATOR ADJUSTING STRAP														
	23511241	BRACKET						1								
	179881	BOLT, 1/2-13X1.00"						1								
	187425	BOLT, 7/16"-14 X 5.25"						1								
	103322	LOCKWASHER, 7/16"						1								
	103323	LOCKWASHER, 1/2"						1								
	114505	NUT, 1/2"-13 (12.9120)						2								
	271501	NUT, 7/16-14 (1.7132)						1								
	5132715	WASHER, .53"X.94"X.12" (1.3140)						3								
		7.1595 BRACKET, GENERATOR MOUNTING														
	23511250	BRACKET						1								t
	23511668	BRACKET, LOW MOUNT									1			1		
	23512493	BRACKET												1		
	8929807	BRACKET	1	1	1								1			
	23511742	SUPPORT									1					1
	11505299	BOLT, M10 X 1.5 X 30.0 MM							5							
	11509528	BOLT, M12X 1.75X30 MM							1							
	11509531	BOLT, M14X 2.0X60 MM							1							
	11513960	BOLT, M10X 1.5X145 MM							3		3		2	2	4	3
	186289	BOLT, 3/8"-16 X 5.00"						3								
	23505050	BOLT, M10 X 1.5 X 85 (12.9001)							2							
	23511239	BOLT, 3/8"-16 X 6.0"							1							
	23511257	BOLT, M14 X 2.0 X 80.0 (12.9001)							1							
	442733	BOLT, 1/2-13 X 1.25" (12.9001)							1							

TYPES

FIG. PART NO.	NAME AND DESCRIPTION	ASSY. SECT.											
	7.1000A BATTERY CHARGING GENERATOR		2	2	2	2	2	2	2	2	2	2	2
			1	1	2	2	2	2	2	3	3	3	3
			9	9	6	6	7	8	8	9	0	0	1
			0	3	1	9	6	3	4	3	1	2	4
7.1595	BRACKET, GENERATOR MOUNTING (cont.)												
23509483	WASHER, 33/64"X1 1/16"X1/8"							2					
8929169	WASHER (12.9190)							2					
8929328	WASHER, 16.8" X 25.8" (12.9190)							3					
103321	LOCKWASHER, 3/8"						4						
103323	LOCKWASHER, 1/2"							1					
11506101	NUT, M10X 1.5	2	2	2				3		3	2	2	4
23500708	NUT, M12X 1.75							1					3
7.1596	SUPPORT, GENERATOR BRACKET												
23511248	BRACKET						1						
23511744	BRACKET									1			1
23511743	BRACE									1			1
11509528	BOLT, M12X 1.75X30 MM									4			4
186622	BOLT, 3/8"-16X 1.25"						1						
103321	LOCKWASHER, 3/8"						1						
11505299	BOLT, M10X 1.5X30.0 MM									3			3
11506101	NUT, M10X 1.5						2						
23509744	STUD, BOLT M10X1.5X120.0						2						
7.1900	TENSIONER ASSY., ALTERNATOR												
23511801	TENSIONER ASSY.									1			1
23511767	BOLT, M10 X 1.5 X 170.00MM (12.9001)									1			1
23511786	BOLT, M10 X 1.5 X 25.00MM (12.9001)									2			2
7.1935	SUPPORT, BELT TENSIONER BRACKET												
23511704	BRACKET									1			1
23505050	BOLT, M10X 1.5X85 (12.9001)									2			2
23511257	BOLT, M14 X 2.0 X 80.0 (12.9001)									1			1
23511779	BOLT, M14 X 2.0 X 50.00MM (12.9001)									1			1
7.1940	KIT,ALTERNATOR BRACKET TENSIONER & BELTS												
23511780	KIT, 50DN ALTERNATOR (7.1940)							obs					

t

UNCONTROLLED COPY All information subject to change without notice.

Detroit Diesel®, the spinning arrows, and the Series 60® are registered trademarks of Detroit Diesel Corporation.

6SP161 9501 © 1995 DETROIT DIESEL CORPORATION

BDC for engine manuals and specs
<https://barringtondieselclub.co.za/>

TYPES

FIG.	PART NO.	NAME AND DESCRIPTION	ASSY. SECT.	2	3	4	5	6	7	8	9	10	11	12
		7.1000A BATTERY CHARGING GENERATOR		2	2	2	2	2	2	2	2	2	2	2
				3	3	3	3	3	3	3	3	3	3	3
				1	2	3	4	5	5	5	6	6	7	7
				1	7	8	4	0	3	6	3	8	1	3
	7.1001	GENERATOR ASSY.												
	NPN	(CUSTOMER FURNISHED) GENERATOR		1	1	1					1			
	19010002	GENERATOR, 24V. 75AMP. (NG. C.W./ C.C.W. 26SI)				1								
	186631	BOLT, 1/2"-13 X 2.25"					2	2						
	442733	BOLT, 1/2"—13 X 1.25" (12.9001)				1				1		1	1	
	455001	BOLT, 1/2"—13 X 2.00" (12.9001)					2	2						
	9427945	BOLT, 1/2-13 X 6.25" (12.9001)				1				1		1	1	
	5132715	WASHER, .53"X.94"X.12" (1.3140)				3				3		5	3	
	103323	LOCKWASHER, 1/2"				2		4	4	2		2	2	
	R0459110	ALTERNATOR, 24V70A21SI (REMANUFACTURED)								AR	AR		AR	
	R0459111	ALTERNATOR, 12V 130A21SI (REMANUFACTURED)												AR
	R0459114	ALTERNATOR, 12V 300A 50DN (REMANUFACTURED)							AR					
	R0459130	ALTERNATOR, 24V 270A 50DN (REMANUFACTURED)					AR							
	102637	NUT, 1/2"—13								1		1	1	
	7.1003	TUBE, GENERATOR OIL DRAIN												
	23511765	HOSE ASSY., #16X23.40"					1	1						
	2492119	ELBOW, 90 DEG. 1" FLD TUBE 3/4" NPTF					1	1						
	23506443	CLIP, #16 HOSE 1" DIA. (4.8183)					1	1						
	11509511	BOLT, M8X 1.25X20 MM					1	1						
	11507036	NUT, M8 X 1.25					1	1						
	7.1004	TUBE, GENERATOR OIL SUPPLY												
	23504343	HOSE ASSY., #5 X 25.25"					1	1						
	9402713	CONNECTOR, 1" FLD TUBE 1" NPTF 2INK (12.9380)					1	1						
	5144934	CLIP, .438" DIA. 3/8" BOLT					1	1						
	7.1012	HOSE, GENERATOR VENT												
	5133163	HOSE ASSY., #4 X 21" (12.4065)					1	1						
	8924218	CONNECTOR, INVERTED FLARED 5/16" TUBE 1/4"-18					1	1						
	8924146	ELBOW, 90 DEG. 1/4" FLARED TUBE, 1/4"NPTF					1	1						
	8924149	ELBOW, 90 DEG. 1/4" FLARED TUBE 1/8"NPTF (12.9480)					1	1						
	5144934	CLIP, .438" DIA. 3/8" BOLT					1	1						
	8929169	WASHER (12.9190)					1	1						
	7.1500	PULLEY, GENERATOR												
	23512289	PULLEY, 12K POLY-V 50DN					1	1						
	5140070	PULLEY, 3.66" DIA, 2 GRVS .500" WIDE				1				1	1		1	1
	102637	NUT, 1/2"-13				1								
	7.1575	BELT, GENERATOR DRIVE												
	23509690	BELT (50"L.) (2 STRAND)		AR		1								

FIG. PART NO.	NAME AND DESCRIPTION	ASSY. SECT.	TYPES					
			2	3	5	6	7	8
	7.1000A BATTERY CHARGING GENERATOR		2	2	2	2	2	2
			3	3	3	3	3	3
			5	6	7	7	7	7
			6	8	1	3	3	3
7.1575	BELT, GENERATOR DRIVE (cont.)							
23509691	BELT (51"L.) (2 STRAND)	AR						
23516105	BELT POLY V 12K 72LG S60 TRUN V RIBS							
5126758	BELT SET (2 BELTS, 33.00" L, .500" W.)							
5135298	BELT SET, .500"W.X31"L. (2 BELTS)							
5136267	BELT SET (2 BELTS, 64"L, .500" W.) (P)							1
7.1580	STRAP, GENERATOR ADJUSTING							
23507487	ROD, ADJ M 16X2.0X381.0 L.		1					
23511670	ROD,ADJUSTING						1	
23514316	ROD, ADJUSTING		1					1 1
23511669	LINK, ADJUSTING ROD		1	1			1	1 1
103345	WASHER, 5/8"		2	2			2	2 2
11505299	BOLT, M10X 1.5X30.0 MM						1	
11509799	BOLT, M10X 1.5X70 MM			1				
11501055	NUT, M16X2.0			2 2			2	2 2
23511574	PLUG, 1" PIPE SQ. SOC. SCOTCHGRIP			1				
23515862	TUBE .625" LENGTH WITH SLIT						1	
7.1595	BRACKET, GENERATOR MOUNTING							
23511668	BRACKET, LOW MOUNT			1		1		1 1 1
23512493	BRACKET							1
23514064	BRACKET, COMPRESSOR MOUNT			1				
8929807	BRACKET		1		1			
23511742	SUPPORT					1	1	
11505299	BOLT, M10X 1.5X30.0 MM			1				
11513960	BOLT, M10X 1.5X145 MM		2	4	2	2	3	3
11506101	NUT, M10X 1.5		2	4	2	2	3	3
23516684	BOLT, M10X1.5X140.0							4 2 4 3
23516960	BRACKET ALTERNATOR LOW MT (PA) S60							2
8929357	BOLT, M10 X 1.5 X 120 (12.9001)							1 1
7.1596	SUPPORT, GENERATOR BRACKET							
23511744	BRACKET				1	1		
23511743	BRACE				1	1		
11509528	BOLT, M12X 1.75X30 MM				4	4		
11505299	BOLT, M10 X 1.5 X 30.0 MM				3	3		
7.1900	TENSIONER ASSY., ALTERNATOR							
23515689	TENSIONER ASM ALTNTR DR BELT 12 GRV				1	1		
23511767	BOLT, M10 X 1.5 X 170.00MM (12.9001)				1	1		
23511786	BOLT, M10X 1.5 X25.00MM (12.9001)				2	2		
7.1905	IDLER ASSY., ALTERNATOR DRIVE BELT							
23516793	IDLER PULLEY ASSY.	A1						1

UNCONTROLLED COPY All information subject to change without notice.

Detroit Diesel®, the spinning arrows, and the Series 60® are registered trademarks of Detroit Diesel Corporation.

6SP161 9501 © 1995 DETROIT DIESEL CORPORATION

TYPE BREAKDOWN

SERIES 60 PARTS CATALOG

TYPES

PART NO.	NAME AND DESCRIPTION	ASSY. SECT.	TYPES											
			2	2	2	2	2	2	2	2	2	2	2	2
	7.1000A BATTERY CHARGING GENERATOR		2	2	2	2	2	2	2	2	2	2	2	2
			3	3	3	3	3	3	3	3	3	3	3	3
			1	2	3	4	5	5	5	6	6	7	7	
			1	7	8	4	0	3	6	3	8	1	3	
7.1935	SUPPORT, BELT TENSIONER BRACKET													
23515696	SUPPORT BELT TENSIONER BRKT						1	1						
23505050	BOLT, M10X 1.5X85 (12.9001)						2	2						
23511257	BOLT, M14X 2.0X80.0 (12.9001)						1	1						
23511779	BOLT, M14X 2.0 X 50.00MM (12.9001)						1	1						1
23512917	BOLT, M14X2.0X90.0 (12.9001)													1

FIG PART NO.	NAME AND DESCRIPTION
	7.1000A BATTERY CHARGING GENERATOR
	(Note: Assemblies are shown for component reference only.)
7.1905	IDLER ASSY., ALTERNATOR DRIVE BELT
23516793	IDLER PULLEY ASSY.
7.1925	PULLEY, BELT TENSIONER ALTERNATOR DRIVE
23516792	PULLEY, BELT TENSIONER
7.1932	PLATE, IDLER PULLEY SUP- PORT MOUNTING
23516790	PLATE, IDLER PULLEY

UNCONTROLLED COPY All information subject to change without notice.

Detroit Diesel®, the spinning arrows, and the Series 60®

are registered trademarks of Detroit Diesel Corporation.

6SP161 9501 © 1995 DETROIT DIESEL CORPORATION

Section A1 3-22]

7.1000A BATTERY CHARGING GENERATOR!

FIG. PART NO.	7.3000A STARTING MOTOR NAME AND DESCRIPTION	ASSY. SECT.				
			3	3	3	3
			5	7	7	7
				2	8	9
7.3001	MOTOR ASSY., STARTING					
9439720	BOLT, 5/8"-11X2 1/4' (12PT.) (12.9005)		3	3	3	3
103325	LOCKWASHER, 5/8"		3	3	3	3
R0461126	MOTOR ASSY., 12V 42MT (REMAN- UFACTURED)			AR		AR
R0461128	MOTOR ASSY., 24V 42MT (REMAN- UFACTURED)		AR			
R0461129	MOTOR ASSY., 12V 50MT (REMAN- UFACTURED)				AR	

TYPES

FIG. PART NO.	NAME AND DESCRIPTION	ASSY. SECT.
	7.4000B TACHOMETER DRIVE	
7.4420	ADAPTOR, TACHOMETER DRIVE CABLE	
5131177	ADAPTOR, SOLID KEY (2:1 RATIO)	
3929804	ADAPTOR, SOLID KEY (1:1 RATIO)	
7.4435	SHAFT, TACHOMETER DRIVE	
8929232	SHAFT	
7.4445	COVER, TACHOMETER DRIVE	
8929228	COVER ASSY.	
11504822	BOLT, M8X 1.25X30	
7.4447	GASKET, TACHOMETER DRIVE COVER	
8929130	GASKET, UPPER RIGHT REAR & FRONT CAM ACCESS.	

UNCONTROLLED COPY *All information subject to change without notice.*

Detroit Diesel®, the spinning arrows, and the Series 60® are registered trademarks of Detroit Diesel Corporation.

6SP161 9501 © 1995 DETROIT DIESEL CORPORATION

7 n_')X

400B TACHOMETER DRIVE

1,8000 ENGINE (LESS MAJOR ASSEMBLIES)

- 1.1000 ... OVUNDSi BLOCK
- 1.1 O SSA ... - AIR BOX GRAINS
- 1.2000 ... CYONDER HEAD
- 1 .S000A ... ENCjSME, lifter bracket
- 1.3000 ... CRANKSHAFT. Oil SEALS AND STABILIZERS
- 1.3000A ... CRANKSHAFT FRONT COVER
- 1.3000B ... VIBRATION DAMPER
- 1.39300 ... CRANKSHAFT PULLEY
- 1 .30000 ... CRANKSHAFT PUU.EV BELT
- 1.4S00.A ... FLYWHEEL
- 1.5000A ... H..VVHE&1. HOUSING
- 1,50008 ... FLYWHEEL HOUSING ADAPTOR
- 1.6000 ... CONNECTING! ROD AND PISTON
- 1000 ... , CAMSHAFT AND GEAR TRAIN
- 1 TOD0A ... BALANCE WEIGHT COVER
- 1.70006 ... ACCESSORY DRIVE
- 1.8000 ... VALVE AND INJECTOR ORERANNG MECHANISM
- 1S000A ... ROCKER COVER

2,8000 FUEL SYSTEM

- 2. '1000A ... FUEL i NJECTOB
- 0 10008 ... INJECTOR CONTROLS ELECTRONIC
- 2.2300 ... FUEL PUMP
- ... RIEL. FILTER AND STRAINER
- FUEL ONES

3,8000 AIR SYSTEM

- 3 '1300A AIR CLEANER AND/OR ADAPTOR
- 3 3900A AIR IMI..ET HOUSING
- o .30000 AIR INTAKE MANIFOLD
- 3.4000 BLOWER AND DRIVE
- 3.4000A sl ower drive shaft
- 3.S000A TURBOCHARGER

4,0000 LUBRICATING SYSTEM

- 4.1000A ... OIL PUMP
- 4.10008 ... OIL. DISTRIBUTION SYSTEM
- 4.100SG ... OIL. PRESSURE REGULATOR
- 4.2000A ... OIL FILTER
- 4.3300A ... Oil FILTER LINES
- 4.4000A ... OH. COOLS FI
- 4.5000A ... OIL FILLER
- 4.8000A ... Ol_FSTICK
- 4.7800A ... OH.. PAN
- 4.8000A ... VENTILATING SYSTEM

5.8008 COOLING SYSTEM

- STOOD ... FRESH WATER PUMP
- S.1000A ... FRESH! WATER PUMPOCK/ER
- 3.20308 ... THERMOSTAT
- 5.20300 ... WATER BYPASS TUBE
- 5.30008 ... WATER CONNECTIONS
- 5.4000A ... FAN
- 5.7000A ... WATER FILTER

\$.0000 EXHAUST SYSTEM

- 6.1 000A ... EXHAUST MANIFOLD AND/OR CONNECTIONS
- «.2000A ... EXHAUST MUFFLER AND/OR CONNECTIONS

7,8088 ELECTRICAL INSTRUMENTS

- ? . 1090ft ... - BATTERY CHARGING GENERATOR
- 7.3000A ... starting motor
- 7.40008 ... TACHOMETER DRIVE

11.0000 ENGINE MOUNTING

- 11.1 000A ... ENGINE MOUNTING BASE

12.0000 MISCELLANEOUS

- 12 4000A ... AIR COMPRESSOR
- 12.5000A ... HYDRAULIC PUMP
- 12.7000A ... APPEARANCE PACKAGE PARTS
- 12.8000A ... SUPPLIES
- 12.8000B ... FABRICATION MATERIAL

UNCONTROLLED COPY *All information subject to change without notice.*

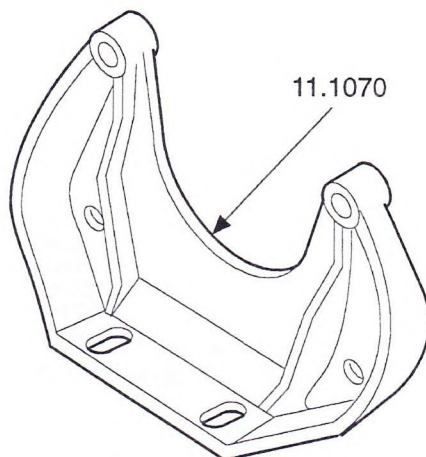
Detroit Diesel®, the spinning arrows, and the Series 60®

are registered trademarks of Detroit Diesel Corporation.

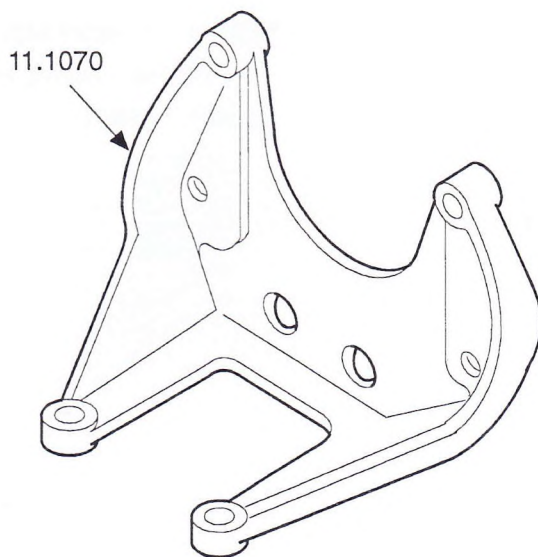
6SP161 9501 ©1995 DETROIT DIESEL CORPORATION

DETROIT DIESEL

SERIES 60 ENGINE



ITEM 1



ITEM 2

FIG. 1 FRONT ENGINE SUPPORT

24010

FIG. 1 OF 11.000A

TYPE BREAKDOWN

SERIES 60 PARTS CATALOG

1.0000 ENGINE (LESS MAJOR ASSEMBLIES) 4.0000 LUBRICATING SYSTEM

- 1.1000 ... CYUKDSfi 8L&CK
- 1.100QA ... AIR BOX DRAINS
- 1.2000 ... CYLINDER HEAD
- 1.0000A ... ENGINE. UF I fcr BRA.OKL]
- 5,0000 ... CRANKSHAFT, OIL SEALS AND STABILIZERS
- 1.3000A ... CRANKSHAFT FRONT COVER
- 1.30008 ... VIBRATION DAMPER
- 1.3000C ... CRANKSHAFT PULLEY
- 1.3000D CRANKSHAFT PULLEY BEIT
- 1.4000A ... FLYWHEEL
- 1.5000A ... FLYWHEEL HOUSING
- 1.30008 ... FLYWHEEL HOUSING ADAPTOR
- 1.6000 ... CONNECTING BOD AND PISTON
- 1.7000 ... CAMSHAFT AND GEAR TRAIN
- 1.7000A ... BALANCE WEIGHT COVER
0003 C 35
- 1,8000 ... VALVE AND INJECTOR OPERATING MECHANISM
- 1.8G00A ... ROCKER COVER

2,0000 FUEL SYSTEM

- 2.10G0A ... FUEL INJECTOR
- ..HOODS ... INJECTOR CONTROLS ELECTRONIC
- 2.2000 ... FUEL PUMP
- 2.3000A ... FUEL BOER AND STRAINER
- H.5000A .. FUEL. LINES AND FUEL COOLER

3,9000 AIR SYSTEM

- 3.1000A ... AIR CLEANER AN DOR ADAPTOR
- 3.3000A ... AIR INLET HOUSING
- 3.3000C ... AIR INTAKE MANGOLD
- 3.4000- ...
- 3.4000A ... BLOWER DRIVE SHAFT
- 8.S000A .. TURBOCHARGER

- 4.10G0A ... Oil. PUMP
- 4.1000S ... OIL DISTRIBUTION SYSTEM
- 4.10S0C ... OIL PRESSURE REGULATOR
- L2000A ... OIL FILTER
- 4.3000A01:: FILTER UNES
- 4.4000A ... Oil. COOLER
- 4.S000A ... Oil,P
- 4.6000A ... DIPSTICK
- 4.7002A ... OIL PAN
- 4.g000A ... VENTILATING SYSTEM

5,0080 COOUNG SYSTEM

- S.100S .. _ FRESU WATER PUMP
- 5.1000* ... FRESH WAITER PUMP COVER
- 5.20G0B ... THERMOSTAT
- 5.2000C ... WATER BYPASS TUBE
- S.30COB ... WATER CONNECTIONS
- 5.4000A ... FAN
- \$ 7000A ... WATER FILTER

6,0080 EXHAUST SYSTEM

- 6.1000A ... EXHAUST MANIFOLD AND/OR CONNECTIONS
- G.2000A .. EXHAUST MUFFLER AND/OR CONNECTIONS

7,0000 ELECTRICAL INSTRUMENTS

- 7.LQ00A ..**
- 7.3000A ... START ING MOTOR
- 7.4000B .. • TACHOMETER DRIVE

11,0000 ENGINE MOUNTING

- 11.1000A .. ENGINE MOUNTING BASE

12.0000 MISCELLANEOUS

- 12.4000A .. AIR COMPRESSOR
- 12.5000A .. HYDRAULIC PUMP
- 12.7000A ... APPEARANCE PACKAGE PARTS
- 12.8000A .. SUPPLIES
- 12.8000B ... FABRICATION MATERIAL

DETROIT DIESEL

SERIES 60 ENGINE

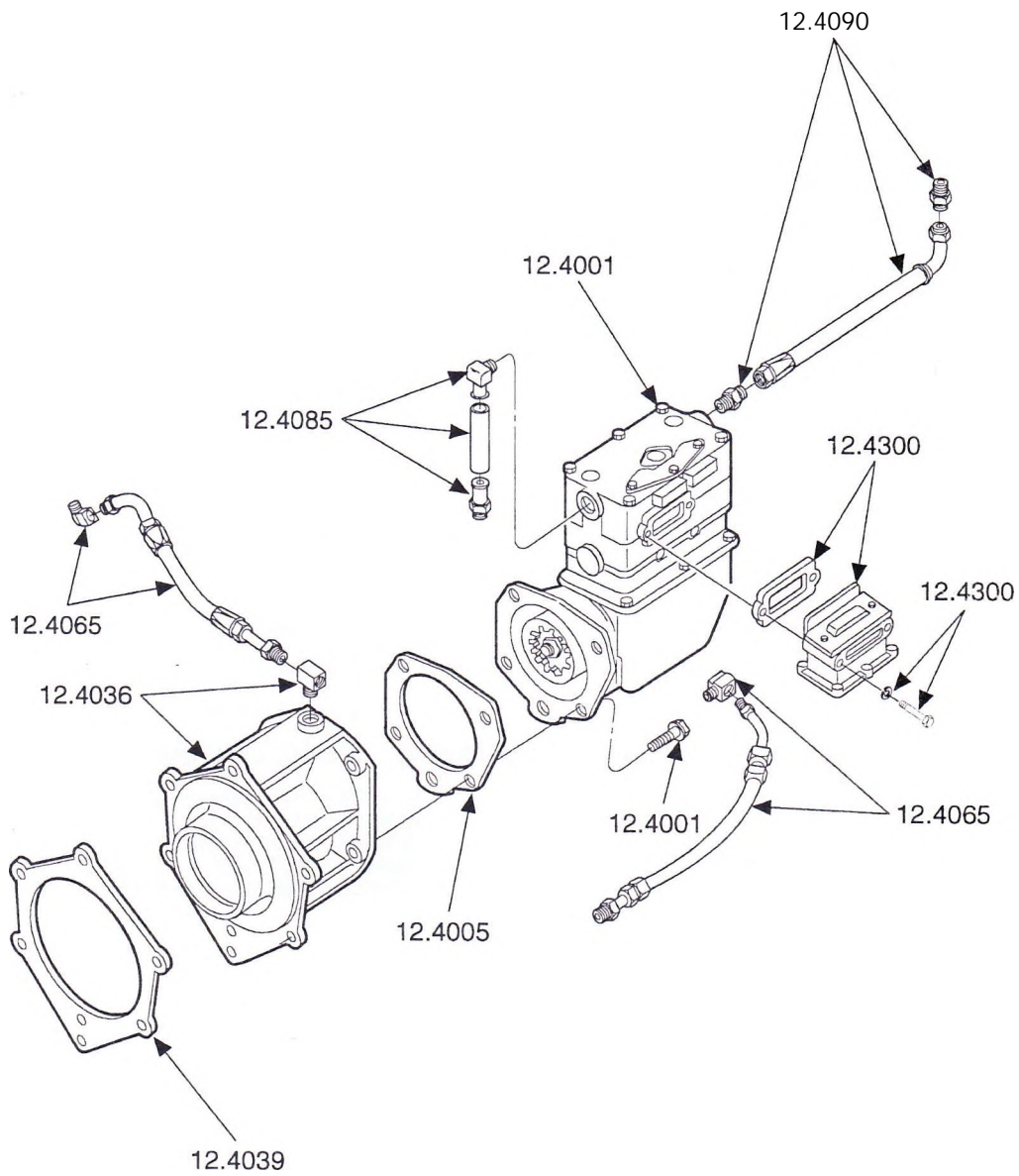


FIG. 1 AIR COMPRESSOR ASSEMBLY

FIG. 1 OF 12.4000A

UNCONTROLLED COPY *All information subject to change without notice.*
Detroit Diesel®, the spinning arrows, and the Series 60® are
registered trademarks of Detroit Diesel Corporation.
6SP161 9501 © 1995 DETROIT DIESEL CORPORATION

DETROIT DIESEL

SERIES 60 ENGINE

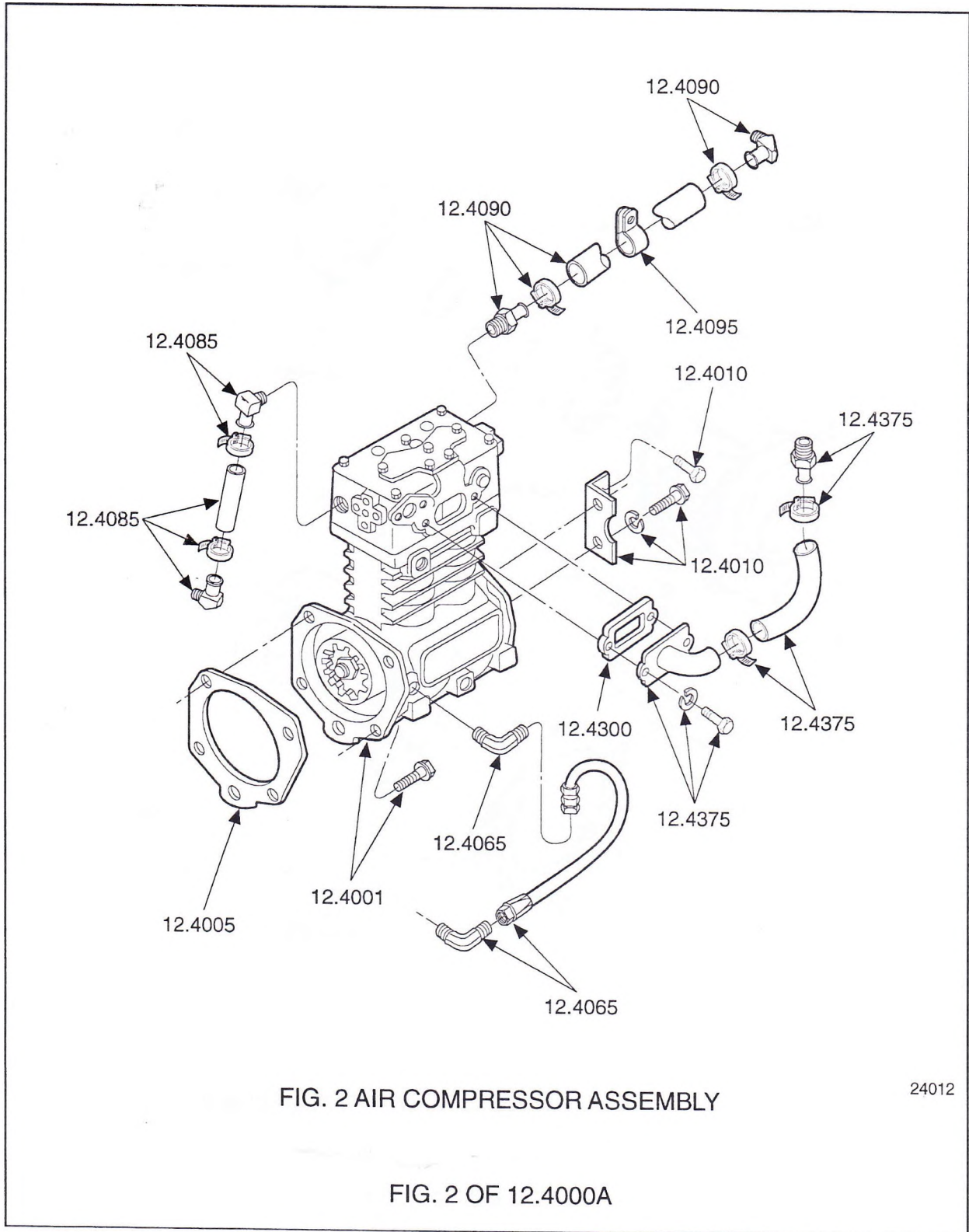


FIG. 2 AIR COMPRESSOR ASSEMBLY

24012

FIG. 2 OF 12.4000A

DETROIT DIESEL

SERIES 60 ENGINE

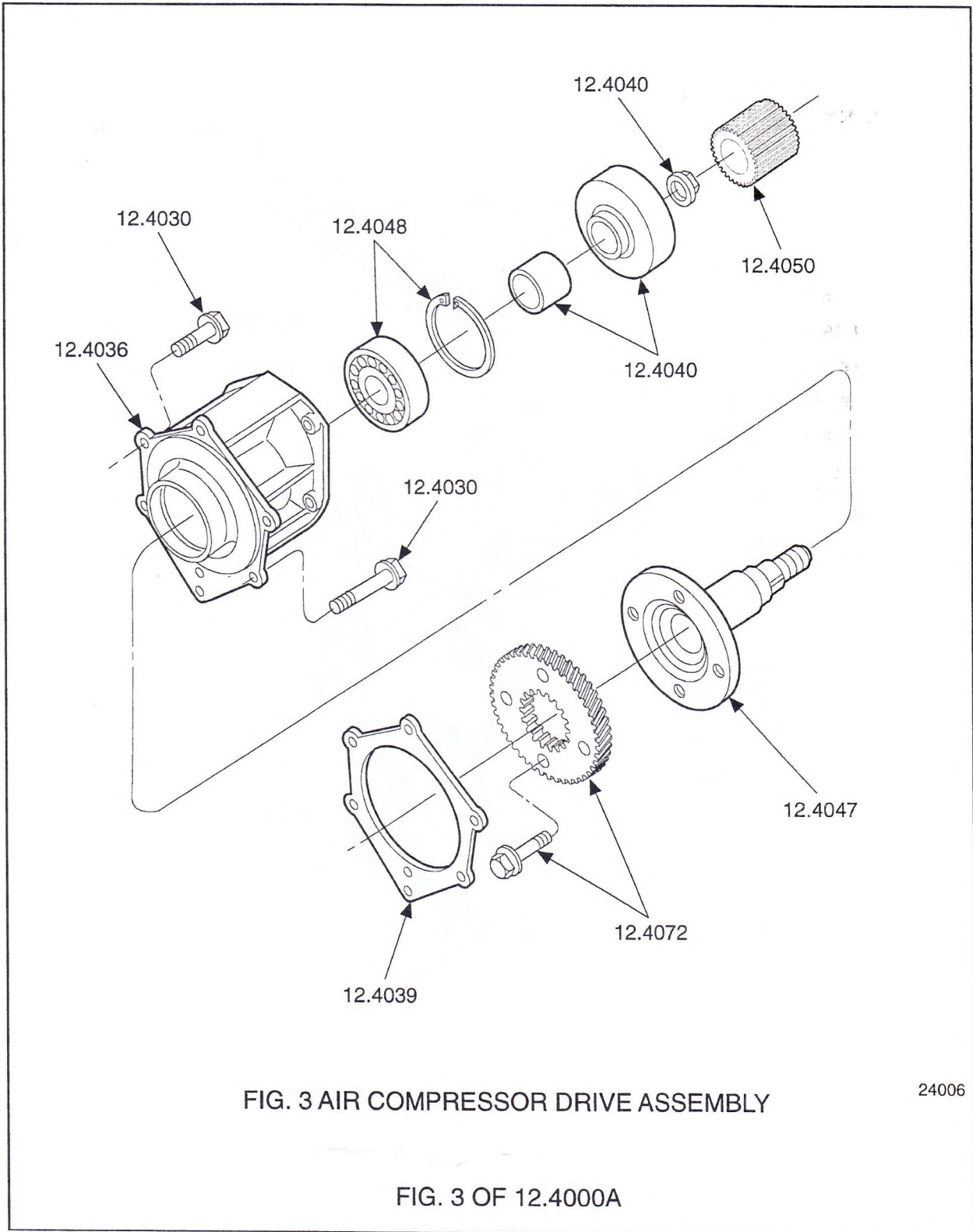


FIG. 3 AIR COMPRESSOR DRIVE ASSEMBLY

24006

FIG. 3 OF 12.4000A

TYPES

FIG. PART NO.	NAME AND DESCRIPTION	ASSY. SECT.	1	2	3	4	5	6	7	8	9
12.4000A AIR COMPRESSOR											
	COVER, AIR COMPRESSOR DRIVE ADAPTOR		1	1	1	1	1	1	1	1	1
	8929100 COVER, 6 HOLE (1.3129)		2	2	2	2	2	3	3	3	3
	8929264 COVER (1.7700)		8	9	9	9	9	0	0	0	0
	11504730 BOLT, M12X 1.75X40		7	0	1	2	3	7	9	5	6
	11505299 BOLT, M10X1.5X30.0 MM										
	11513811 BOLT, M12X 1.75X20 MM										
	11514329 BOLT, M10X 1.5 X 85 MM										
	HOUSING, AIR COMPRESSOR DRIVE										
	8929727 HOUSING		1	1	1	1	1	1	1	1	1
	8922327 PLUG, 1/4" NPTF (12.9550)		1						1		
1,3	8924996 TEE, 1/4-18X1/4"-18X5/8"-18 (12.9490)		1								
1,3	8929772 TEE, 2 WAY 5/16" TUBE (BRASS) (12.9490)			1	1	1	1	1	1		
	8929835 TEE, 2 WAY 3/8" TUBE (12.9490)								1	1	1
	GASKET, AIR COMPRESSOR DRIVE HOUSING										
1,3	8929299 GASKET, ACCESSORY FRONT		1	1	1	1	1	1	1	1	1
	HUB, AIR COMPRESSOR										
3	8929721 HUB		1	1	1	1	1	1	1	1	1
3	11506017 NUT, M20 X 2 1/2		1	1	1	1	1	1	1	1	1
	SHAFT, AIR COMPRESSOR DRIVE										
	8929723 SHAFT		1	1	1	1	1	1	1	1	1
	\$ NOT SERVICED, USE 23503880 DRIVE ASSY AND 1-8929841 HOSE AND 4-11509529 BOLTS.										
	BEARING, AIR COMPRESSOR DRIVE SHAFT										
	8929820 BEARING, ROLLER		1	1	1	1	1	1	1	1	1
	8929530 BEARING, BALL		1	1	1	1	1	1	1	1	1
	8929063 RING, INT RETAINING 3.734" O.D. (12.4048)		1	1	1	1	1	1	j		j
	8929064 RING, INT RETAINING 3.121" O.D. (12.4048)		1	1	1	1	1	1	1	1	/
	8929216 RING, INT RETAINING 1.618" O.D. (5.4111)		1	1	1	1	1	1	1	i	1
	COUPLING, AIR COMPRESSOR DRIVE										
3	5141773 COUPLING			1	1	1	1	1	1	1	1
	TUBE, AIR COMPRESSOR LUBE OIL SUPPLY										
1	5199575 HOSE, BULK #6X25 FT. (12.8550) (CUT L. 13")			1	1	1	1	1			

TYPES

FIG.	PART NO.	NAME AND DESCRIPTION	ASSY. SECT.	1	2	3	4	5	6	7	8	9	10	11	12
		12.4000A AIR COMPRESSOR		1	1	1	1	1	1	1	1	1	1	1	1
		TUBE, AIR COMPRESSOR		2	2	2	2	2	2	2	3	3	3	3	3
		LUBE OIL SUPPLY (cont.)		8	9	9	9	9	9	9	0	0	0	0	0
				7	0	1	2	3	7	9	5	6	7	8	9
1	5199575	HOSE, BULK #6X25 FT. (12.8550) (CUT L. 6')	1	1	1	1	1	1	1	1	1	1	1	1	1
1	8929838	HOSE ASSY. #6 X 17.92" L (12.4065)								obs		obs	obs		
1	8929842	HOSE ASSY., #6X8.29" L.								1	1	1	1	1	1
1	5199579	FITTING, #6 HOSE (5/8-18 MALE INV. FL.)(STRAIGHT) (12.8552)	1	1	1	1	1	1	1						
1	5199583	FITTING, #6 HOSE (1/2-20 MALE INV. FL.)(STRAIGHT)) (12.8552)			2	2	2	2	2						
1	5199588	FITTING, #6 HOSE (5/8-18 MALE INV. FL.) (90 DEG.) (12.8552)	1	1	1	1	1	1	1						
1	5199597	FITTING, #6 HOSE (1/2-20 MALE INV. FL.) (45 DEG.) (12.8552)			1	1	1	1	1						
1	8924153	ELBOW, 5/16"-90 DEG. INV. FL. TUBE (12.9480)			1	1	1	1	1						
1	8925030	ELBOW, 90 DEG. 3/8" INV. FL. TUBE (12.9480)			1	1	1	1	1						
	8929752	ELBOW, 1/2" PIPE 45 DEG STREET INV FL BRS(12.4085)								1					
	8929834	ELBOW, 1/4"—45 DEG. INV. FL. TUBE (12.9480)										1	1	1	1
	8929836	ELBOW, 5/8"-90 DEG. INV FL. TUBE (12.9480)										1	1	1	1
1	8925593	CONNECTOR, 5/8" FL. TUBE 1/2" NPTF (12.9380)		1	1	1	1	1	1	1	1	1	1	1	1
	8929833	CONNECTOR, 3/8" INV FL. TUBE; 5/8" PIPE (12.9460)								1	1	1	1	1	1
	8924178	TEE, 1/4"-18									1				
1	8924199	TEE, 1/4"X1/4"X5/8"	1	1	1	1	1	1	1						
	9409755	GASKET									1				
	9409762	CAP, 45 DEG-5/8" FL. TUBE									1				
1	8922327	PLUG, 1/4" NPTF (12.9550)	1	1	1	1	1	1	1						
		12.4072 DRIVE GEAR, AIR COMPRESSOR DRIVE ASSY.													
3	8929311	GEAR, RIGHT HAND 69T	1	1	1	1	1	1	1	1	1	1	1	1	j
3	11505299	BOLT, M10X 1.5X30.0 MM	4	4	4	4	4	4	4	4	4	4	4	4	4
		12.4085 TUBE, AIR COMPRESSOR WATER INLET													
2	8929764	HOSE, .75" X 3.50" L. (12.4085)		1	1	1	1	1	1	1	1	1	1	1	1
2	8929755	HOSE, .75"X4.00" L.													
2	8929756	CLAMP 15/16"—1 1/4" (12.9660)		2	2	2	2	2	2	2	2	2	2	2	2
1	8929748	CONNECTOR, 3/4" TUBE 1/2" NPTF BRS (12.4085)													1
1	8929752	ELBOW, 1/2" PIPE 45 DEG STREET INV FL BRS(12.4085)					1	1	1					1	1
2	8929749	ELBOW, 90 DEG. 3/4" TUBE 1/2" NPTF		2	2	1	2	2	2	2	2	2	1	2	2
		12.4090 TUBE, AIR COMPRESSOR WATER OUTLET													
1	8929782	HOSE ASSY., 5/8"X24.75"L. (FORMER)		1	1	1	1	1	1	1	1	1	1	1	1
1	8925593	CONNECTOR, 5/8" FL. TUBE 1/2" NPTF (12.9380) (FORMER)		1	1	1	j	1	1	1	1	1	1	1	1

UNCONTROLLED COPY All information subject to change without notice. Detroit Diesel®, the spinning arrows, and the Series 60® are registered trademarks of Detroit Diesel Corporation.

TYPE BREAKDOWN

SERIES 60 PARTS CATALOG

TYPES

12.4000A AIR COMPRESSOR				1	1	1	1	1	1	1	1	1	1	1	1	1
FIG.	PART NO.	NAME AND DESCRIPTION	ASSY. SECT.	2	2	2	2	2	2	2	3	3	3	3	3	3
				8	9	9	9	9	9	9	0	0	0	0	0	0
				7	0	1	2	3	7	9	5	6	7	8	9	
	12.4095	CLIP, AIR COMPRESSOR WATER TUBE														
2	5146788	CLIP, 5/8" HOSE (2.5070)			1	1	1	1		1	1		1	1	1	1
	11504986	BOLT, M8 X 1.25 X 14 MM			1	1	1	1		1	1		1	1	1	1
	12.4300	STRAINER, AIR COMPRESSOR ON COMPRESSOR														
1	5110411	STRAINER ASSY.			1	1	1	1						1	1	1
1	179827	BOLT, 5/16-18X2 1/4"			2	2	2	2						2	2	2
1,2	5110410	* GASKET			1	1	1	1		1	1		1	1	1	1
1	103320	LOCKWASHER, 5/16"			2	2	2	2						2	2	2
		* PART OF COMPRESSOR ASSEMBLY.														
	12.4375	TUBE, AIR COMPRESSOR BOOSTER														
2	23508340	HOSE, #.75MM X 18 LG.								1			1			
	8929873	HOSE 1.00' X 13.50'L (12.4375)								1			1			
	23505474	# FLANGE, AIR COMP INL (PSTN RGC/I)								1			1			
2	23506346	FLANGE & TUBE ASSY.								1			1			
	23505475	# ELBOW, 90 DEG. (1" SPEC.) (12.9390)								1			1			
	8924187	ELBOW, 90 DEG, 3/4 NPTF								1			1			
2	23506345	CONNECTOR ASSY. (12.9390)								1			1			
	5186840	CLAMP, 1 1/2" I.D. (12.9660)								2			2			
2	8929756	CLAMP 15/16"-1 1/4" (12.9660)								2			2			
2	179816	BOLT, 5/16-18 X .75"								2			2			
	186629	BOLT, 5/16"-18X1"								2			2			
2	103320	LOCKWASHER, 5/16"								2			2			
		# NOT SERVICED, TO INSURE INTER-CHANGEABILITY USE 1-23506346, 1-23508340, 2- 8929756, 2-179816 AND 2-103320.														

TYPES

12.4000A AIR COMPRESSOR			1	1	1	1	1	1	1	1	1	1	1	1	1	1
FIG.	PART NO.	NAME AND DESCRIPTION	ASSY. SECT.	3	3	3	3	3	3	3	3	3	3	3	3	3
	12.4001	COMPRESSOR ASSY., AIR COMPONENTS OF AIR COMPRESSOR ASSY. ARE NOT SERVICED BY DDC. FOR COMPONENT REPLACEMENT CONTACT BENDIX WESTINGHOUSE (BW) OR MIDLAND ROSS (MR) FURNISH THEIR ASSEMBLY PART NUMBER WHICH IS SHOWN IN PARENTHESES.	1	2	3	4	5	6	8	4	6	7	8	3		3
	NPN	(CUSTOMER FURNISHED)COMPRESSOR ASSY.			1					1						
2	23505234	COMPRESSOR ASSY, 13 CFM (BW TF-550)										1				
2	23505235	COMPRESSOR ASSY, 16 CFM (BW TF-750)											1			
1	8929742	COMPRESSOR ASSY 15.5 CFM (MR NT-7205-V)	1													
1	8929742	COMPRESSOR ASSY. 15.5 CFM (MR NT-7205-V)						1								1
1	8929743	COMPRESSOR ASSY 12 CFM (MR NT-7005-AF)							1		1					
1	8929761	COMPRESSOR ASSY. 15.5 CFM (BW 106265)		1												
1	8929762	COMPRESSOR ASSY. 12 CFM (BW 106290)				1	1									
	23509783	KIT, BW TF-750 COMPRESSOR										1	1			
	8923916	PLUG, 1/2" PIPE (12.9550)	1	1		1	1	1	1		1					1
	8925710	DRAINCOCK, 3/8" (12.9510)		1												
1	11504730	BOLT, M12X 1.75X40	4													
1,2	23509520	BOLT, M12X1.75X47.0 METRIC FLG. HEX HD.		4	4	4	4	4	4	4	4	4	4	4	4	4
	R23505234	COMPRESSOR ASSY. (REMANUFACTURED)											AR			
	R23505235	COMPRESSOR ASSY. (REMANUFACTURED)												AR		
	R8929761	COMPRESSOR ASSY. (REMANUFACTURED)		AR												
	R8929762	COMPRESSOR ASSY (REMANUFACTURED)				AR	AR									
	12.4005	GASKET, AIR COMPRESSOR MOUNTING.														
	23511871	GASKET (1.5040)	1	1		1	1	1	1		1	1	1	1	1	1
	23515145	GASKET AIR COMP 53/71/92 S50/60			1											
	12.4010	BRACKET, AIR COMPRESSOR MOUNTING														
2	23505244	BRACKET, AIR COMP. SUPPORT										1	1			
	8929454	BRACKET				1	1									
	8929455	BRACKET (SUPPORT)	1					1	1		1					1
	8929456	BRACKET (12.4012)		1												
2	11503454	BOLT, M10 X 1.5X20.0										2	2			
	11509793	BOLT M10X 1.50X20 MM	2	2		2	2	2			2					2
	179858	BOLT, 7/16"-14X 1"				2	2									
	186624	BOLT, 5/16-18 X 1 1/4"	2					2			2					2
2	186629	BOLT, 5/16-18X1"		2								2	2			2
2	103320	LOCKWASHER, 5/16"										2	2			2

UNCONTROLLED COPY All information subject to change without notice.

Detroit Diesel®, the spinning arrows, and the Series 60®

are registered trademarks of Detroit Diesel Corporation.

6SP161 9501 © 1995 DETROIT DIESEL CORPORATION

TYPES

FIG.	PART NO.	NAME AND DESCRIPTION	ASSY. SECT.	1	2	3	4	5	6	7	8	9	10	11	12
		12.4000A AIR COMPRESSOR		1	1	1	1	1	1	1	1	1	1	1	1
				3	3	3	3	3	3	3	3	3	3	3	3
				1	1	1	1	1	1	1	2	2	2	2	3
				1	2	3	4	5	6	8	4	6	7	8	3
		12.4030 DRIVE ASSY., AIR COMPRESSOR													
		AN AIR COMPRESSOR DRIVE ASSY INCLUDES ITEMS IN 12.4036,12.4040 12.4047, 12.4048 AND 12.4072.													
3	23503880	DRIVE ASSY., AIR COMPRESSOR			1	1	1	1	1						
	8929722	\$ DRIVE ASSY.		1											
3	11505299	BOLT, M10X 1.5X30.0 MM		1	1	1	1	1							
3	23505050	BOLT, M10X 1.5X85 (12.9001)		5	5	5	5	5	5		5	5	5	5	5
		\$ NOT SERVICED, USE 23503880 DRIVE ASSY AND 1-8929841 HOSE AND 4-11509529 BOLTS.													
		12.4032 COVER, AIR COMPRESSOR DRIVE ADAPTOR													
	8929264	COVER (1.7700)				1									
	11513811	BOLT, M12X 1.75X20 MM				1									
	5180370	WASHER, .55" I.D. COPPER (7.4969)				1									
		12.4036 HOUSING, AIR COMPRESSOR DRIVE													
3	23503881	HOUSING, AIR COMPRESSOR DRIVE			1	1	1	1	1	1					
	8929727	HOUSING		1											
	8922327	PLUG, 1/4" NPTF (12.9550)				2									
	8929835	TEE, 2 WAY 3/8" TUBE (12.9490)		1											
		12.4039 GASKET, AIR COMPRESSOR DRIVE HOUSING													
2	23511871	GASKET (1.5040)												1	
1,3	8929299	GASKET, ACCESSORY FRONT		1	1	1	1	1	1	1		1	1	1	1
		12.4040 HUB, AIR COMPRESSOR													
3	8929721	HUB		1	1	1	1	1	1	1	1	1	1	1	1
3	23503883	SPACER BRG & AIR COMP DRIV SHF			1	1	1	1	1	1		1	1	1	1
3	11506017	NUT, M20 X 2 1/2		1	1	1	1	1	1	1		1	1	1	1
		12.4047 SHAFT, AIR COMPRESSOR DRIVE													
3	8929723	\$ SHAFT		1											1
	23503882	SHAFT, AIR/BRAKE COMP DRIV			1	1	1	1	1	1		1	1	1	
		SNOT SERVICED, USE 23503880 DRIVE ASSY AND 1-8929841 HOSE AND 4-11509529 BOLTS.													
		12.4048 BEARING, AIR COMPRESSOR DRIVE SHAFT													
3	8929820	BEARING, ROLLER		1											
	23503884	BEARING, RLR AIR/BRAKE COMP DRIV			1	1	1		1			1	1	1	
	8929530	BEARING, BALL		1											
	8929063	RING, INT RETAINING 3.734" O D (12.4048)		1											

TYPES

FIG.	PART NO.	NAME AND DESCRIPTION	ASSY. SECT.	TYPES											
				1	2	3	4	5	6	7	8	9	10	11	
12.4000A AIR COMPRESSOR				1	1	1	1	1	1	1	1	1	1	1	1
BEARING, AIR COMPRESSOR DRIVE SHAFT (cont.)				3	3	3	3	3	3	3	3	3	3	3	3
				1	1	1	1	1	1	1	2	2	2	2	3
				1	2	3	4	5	6	8	4	6	7	8	3
	12.4048	BEARING, AIR COMPRESSOR DRIVE SHAFT (cont.)													
	8929064	RING, INT RETAINING 3.121" O.D. (12.4048)		1											
3	23503885	RING, RET BEV AIR COMP DRIV BRG			1	1	1	1	1	1		1	1	1	1
	8929216	RING, INT RETAINING 1.618" O.D. (5.4111)		1											
	12.4050	COUPLING, AIR COMPRESSOR DRIVE													
3	5141773	COUPLING		1		1	1	1	1	1	1	1	1	1	1
	12.4065	TUBE, AIR COMPRESSOR LUBE OIL SUPPLY													
2	23505202	HOSE ASSY, #6 X 14.92" LG											1	1	
1	8929838	HOSE ASSY, #6 X 17.92" L (12.4065)		obs											
	8929841	HOSE ASSY., #6X22.94" L.			1	1	1	1	1		1				1
1	8929842	HOSE ASSY., #6X8.29" L.		1											
2	8924998	ELBOW (90 DEG.)											1	1	
	8929834	ELBOW, 1/4"-45 DEG. INV. FL. TUBE (12.9480)		1											
	8929836	ELBOW, 5/8"-90 DEG. INV. FL. TUBE (12.9480)		1	1		1	1	1	1		1			1
2	8929837	ELBOW, 45 DEG. 3/8 FLD TUBE 1/4 PIPE (12.9390)											1	1	
1	8925593	CONNECTOR, 5/8" FL. TUBE 1/2" NPTF (12.9380)		1											
	8929833	CONNECTOR, 3/8" INV. FL. TUBE; 5/8" PIPE (12.9460)		1	1		1	1	1	1		1	1	1	1
	8924178	TEE, 1/4"-18					1								
	2362448	CUP .688" DIA 3/8" BOLT CTD (12.8554)			1		1	1	1	1		1			1
	5101020	STRAP, NYLON (2.5255)										1			1
	12.4072	DRIVE GEAR, AIR COMPRESSOR DRIVE ASSY.													
3	8929311	GEAR, RIGHT HAND 69T		1	1	1	1	1	1	1		1	1	1	1
3	11505299	BOLT, M10X 1.5X30.0 MM		4	4	4	4	4	4	4		4	4	4	4
	12.4085	TUBE, AIR COMPRESSOR WATER INLET													
2	8929764	HOSE, .75" X 3.50" L. (12.4085)		1					1	1		1	1	/1	1
2	8929755	HOSE, .75"X4.00" L.			1		1								
2	8929756	CLAMP 15/16"-1 1/4" (12.9660)		2	2		2	2	2	2		2	4	4	2
1	8929748	CONNECTOR, 3/4" TUBE 1/2" NPTF BRS (12.4085)			1										
1	8929752	ELBOW, 1/2" PIPE 45 DEG STREET INV FLBRS(12.4085)			1										
2	23505201	ELBOW, 45 DEG. 3/4" HOSE (12.4085)												1	1
2	8929749	ELBOW, 90 DEG. 3/4" TUBE 1/2" NPTF		2	2		2	2	2	2		2	1	1	2
	12.4090	TUBE, AIR COMPRESSOR WATER OUTLET													
	23509260	HOSE ASSY, 5/8" X 16.12"L. (FORMER)												1	1
2	23509550	HOSE, .75" X 28.0" L.							1	1			1	1	

UNCONTROLLED COPY All information subject to change without notice.
 Detroit Diesel®, the spinning arrows, and the Series 60®
 are registered trademarks of Detroit Diesel Corporation.

TYPES

PART NO.	NAME AND DESCRIPTION	ASSY. SECT.	TYPES										
			1	3	4	5	6	7	8	9	10	11	12
12.4000A AIR COMPRESSOR													
12.4001	COMPRESSOR ASSY., AIR COMPONENTS OF AIR COMPRESSOR ASSY. ARE NOT SERVICED BY DDC. FOR COMPONENT REPLACEMENT CONTACT BENDIX WESTINGHOUSE (BW) OR MIDLAND ROSS (MR) FURNISH THEIR ASSEMBLY PART NUMBER WHICH IS SHOWN IN PARENTHESES.		1	1	1	1	1	1	1	1	1	1	
23505234	COMPRESSOR ASSY, 13 CFM (BW TF-550)				1		1						
23505235	COMPRESSOR ASSY., 16 CFM (BW TF-750)				1	1					1	1	
23511334	COMPRESSOR ASSY., 12.9 CFM (MR NT-7005-AK)	1							1				
23511718	COMPRESSOR ASSY., 31 CFM (BW)							1					
23515565	COMPRESSOR ASSY. 31 CFM											1	
R23507269	COMPRESSOR ASSY. (REMANUFACTURED)		AR							AR			
R23511334	COMPRESSOR ASSY. (REMANUFACTURED)	AR							AR				
23507269	COMPRESSOR ASSY., 16 CFM (MR/DDCS60)		1							1			
23509783	KIT, BW TF-750 COMPRESSOR			1	1	1	1				1	1	
23509520	BOLT, M12X1.75X47.0 METRIC FLG. HEX HD.	4	4	4	4	4	4	4	4	4	4	4	
R23505234	COMPRESSOR ASSY. (REMANUFACTURED)			AR			AR						
R23505235	COMPRESSOR ASSY. (REMANUFACTURED)				AR	AR				AR	AR		
R23515565	COMPRESSOR ASSY. (REMANUFACTURED)											AR	
12.4005 GASKET, AIR COMPRESSOR MOUNTING.													
23511871	GASKET (1.5040)	1	1	1	1	1	1	1	1	1	1	1	
12.4010 BRACKET, AIR COMPRESSOR MOUNTING													
23505244	BRACKET, AIR COMP. SUPPORT	1	1	1	1	1	1		1	1	1	1	
23511719	BRACKET							1					
8929874	SPACER, ECM ISOLATOR 3.0-3.4 THK							4				4	
8929169	WASHER (12.9190)						2						
11503454	BOLT, M10X 1.5X20.0	2	2	2	2	2	2		2	2	2	2	
11505299	BOLT, M10X 1.5X30.0 MM							2				2	
186629	BOLT, 5/16-18X1"			2	2	2	2			2	2		
23506222	BOLT, M8 X 1.25X20(12.9001)	2	2						2	2			
103320	LOCKWASHER, 5/16"		2	2	2	2	4	2	2	2	2	4	
114493	NUT, 5/16-24						4					4	
12.4030 DRIVE ASSY., AIR COMPRESSOR													
	AN AIR COMPRESSOR DRIVE ASSY. INCLUDES ITEMS IN 12.4036,12.4040, 12.4047, 12.4048 AND 12.4072.												
23503880	DRIVE ASSY., AIR COMPRESSOR	1	1	1	1	1	1	1	1	1	1	1	

UNCONTROLLED COPY AH information subject to change without notice. Detroit Diesel®, the spinning arrows, and the Series 60® are registered trademarks of Detroit Diesel Corporation.

TYPE BREAKDOWN

SERIES 60 PARTS CATALOG

TYPES

FIG.	PART NO.	NAME AND DESCRIPTION	ASSY. SECT.	1	2	3	4	5	6	7	8	9	10	11	12
		12.4000A AIR COMPRESSOR		1	1	1	1	1	1	1	1	1	1	1	1
				3	3	3	3	3	3	3	3	3	3	3	3
				3	3	4	4	4	5	5	5	5	6	6	7
				4	6	0	2	5	2	4	6	9	0	7	0
		12.4030 DRIVE ASSY, AIR COMPRESSOR (cont.)									V+E.				
3	11505299	BOLT, M10 X 1.5X30.0 MM		1	1	1	1	1	1	1	1	1	1	1	1
3	23505050	BOLT, M10 X 1.5 X 85 (12.9001)		5	5	4	4	5	4	5	4	4	5	5	4
3	23509160	BOLT, M10X1.5X85.0 FLG HEADED				1	1		1		-4*	1			1
		12.4036 HOUSING, AIR COMPRESSOR DRIVE													
3	23503881	HOUSING, AIR COMPRESSOR DRIVE		1	1	1	1	1	1	1	i	1	1	1	1
		12.4039 GASKET, AIR COMPRESSOR DRIVE HOUSING													
1,3	8929299	GASKET, ACCESSORY FRONT		1	1	1	1	1	1	1	1	1	1	1	1
		12.4040 HUB, AIR COMPRESSOR													
3	8929721	HUB		1	1	1	1	1	1	1		1	1	1	1
3	23503883	SPACER BRG & AIR COMP DRIV SHF		1	1	1	1	1	1	!	1	1	1	1	1
3	11506017	NUT, M20 X 2 1/2		1	1	1	1	1	1	1	1	1	1	1	1
		12.4047 SHAFT, AIR COMPRESSOR DRIVE													
3	23503882	SHAFT, AIR/BRAKE COMP DRIV		1	1	1	1	1	1	1	1	1	1	1	1
		12.4048 BEARING, AIR COMPRESSOR DRIVE SHAFT													
3	23503884	BEARING, RLR AIR/BRAKE COMP DRIV		1	1	1	1	1	1	1	1	1	1	1	1
3	23503885	RING, RET BEV AIR COMP DRIV BRG		1	1	1	1	1	1	1	1	1	1	1	1
		12.4050 COUPLING, AIR COMPRESSOR DRIVE													
3	5141773	COUPLING		1	1	1	1	1	1	1	1	1	1	1	1
		12.4065 TUBE, AIR COMPRESSOR LUBE OIL SUPPLY													
2	23505202	HOSE ASSY, #6 X 14.92" LG				1	1	1	1				1	1	
	23509181	HOSE ASSY., #6X16.75" L.								1					1
1	8929838	HOSE ASSY. #6 X 17.92" L (12.4065)		obs	obs						obs	obs			
2	8924998	ELBOW (90 DEG.)		1	1	1	1	1	1	1	1	1	1	1	1
2	8929837	ELBOW, 45 DEG. 3/8 FLD TUBE 1/4 PIPE (12.9390)		1	1	1	1	1	1	1	1	1	1	1	i j
	23504991	CONNECTOR, 5/8" FLD TUBE 1/8" NPTF BRASS (12.9460)								1					1
	8929833	CONNECTOR, 3/8" INV. FL. TUBE; 5/8" PIPE (12.9460)		1	1	1	1	1	1	1	1	1	2	1	1
	23509822	TEE, 1/4-18 W/SEAL (12.9161)							1						
	8924178	TEE, 1/4-18											1		
	8923847	PLUG, PIPE 1/4-18" NPTF						1					1		
		12.4070 TUBE, AIR COMPRESSOR LUBE OIL DRAIN													
	BBHH0137	HOSE ASM NO.8 X 16.50 H&H													1

TYPES

FIG.	PART NO.	NAME AND DESCRIPTION	ASSY. SECT.	1	2	3	4	5	6	7	8	9	10	11	12
		12.4000A AIR COMPRESSOR		1	1	1	1	1	1	1	1	1	1	1	1
				3	3	3	3	3	3	3	3	3	3	3	3
				3	3	4	4	4	5	5	5	5	6	6	7
				4	6	0	2	5	2	4	6	9	0	7	0
		12.4070 TUBE, AIR COMPRESSOR LUBE OIL DRAIN (cont.)													
	23511891	HOSE ASSY., #8 X 16.50" LG.								1					
	23514029	ELBOW, 90 DEG. 1/2" TUBE 3/8" PIPE								1					
	8924220	ELBOW, 90 DEG. 1/2" FLD TUBE 1/2" NPTF (3.5505)								1					2
	8924163	BUSHING, RED. 3/4" X 1/2" (12.9570)								1					1
		12.4072 DRIVE GEAR, AIR COMPRESSOR DRIVE ASSY.													
3	8929311	GEAR, RIGHT HAND 69T	1	1	1	1	1	1	1	1	1	1	1	1	1
3	11505299	BOLT, M10X 1.5X30.0 MM	4	4	4	4	4	4	4	4	4	4	4	4	4
		12.4085 TUBE, AIR COMPRESSOR WATER INLET													
2	8929764	HOSE, .75" X 3.50" L. (12.4085)	1	1	1	1	1	1	1	1	1	1	1	1	1
2	8929756	CLAMP 15/16"—1 1/4" (12.9660)	4	2	2	2	2	2	2	2	2	2	2	2	2
1	8929748	CONNECTOR, 3/4" TUBE 1/2" NPTF BRS (12.4085)								1		2	1		1
2	23505201	ELBOW, 45 DEG. 3/4" HOSE (12.4085)				1	1	1	1				1	1	1
2	8929749	ELBOW, 90 DEG. 3/4" TUBE 1/2" NPTF	2	2	1	1	1	1			2			1	
		12.4090 TUBE, AIR COMPRESSOR WATER OUTLET													
	23509261	HOSE ASSY., 5/8" X 9.64"L. (FORMER)	1	1											
	23509260	HOSE ASSY. 5/8" X 16.12T. (FORMER)				1	1								
2	23509550	HOSE, .75" X 28.0" L.	1	1	1	1	1	1		1	1	1	1	1	1
2	23511888	HOSE, .75" X 7.38" LG.								1					1
	23511890	HOSE, .75" X 20.00" L.								1					1
1	8929782	HOSE ASSY., 5/8"X24.75"L. (FORMER)	1	1	1	1									
1	8925593	CONNECTOR, 5/8" FL. TUBE 1/2" NPTF (12.9380) (FORMER)	2	2	1	1									
2	8929748	CONNECTOR, 3/4" TUBE 1/2" NPTF BRS (12.4085)	1	1	1	1	1	1	1	1	1			1	1
	8925046	ELBOW, 45 DEG-5/8" TUBE (FORMER)				1	1								
	8925076	ELBOW, 90 DEG-5/8" TUBE (FORMER)	1	1	1	1									
	8925574	ELBOW, 90 DEG								1					1
2	8929749	ELBOW, 90 DEG. 3/4" TUBE 1/2" NPTF										2	1		
2	23505201	ELBOW, 45 DEG. 3/4" HOSE (12.4085)	1	1	1	1	1	1	3	1	1	1	1	1	3
2	8929756	CLAMP 15/16-1 1/4" (12.9660)	2	2	2	2	2	2	2	2	2	2	2	2	2
	5101020	STRAP, NYLON (2.5255)							AR					/	AR
		12.4095 CLIP, AIR COMPRESSOR WATER TUBE													
2	5146788	CLIP, 5/8" HOSE (2.5070)	1	1	1	1		1							
2	5147753	CLIP, 1.18" DIA. 1/2" BOLT (12.8534)						1	1		1	1	1	1	
		12.4305 GOVERNOR KIT, AIR COMPRESSOR													
	23511269	GOVERNOR KIT							1						
	23511270	GASKET, GOVERNOR							1						
	8922327	PLUG, 1/4" NPTF (12.9550)							3						
	8924380	PLUG, 1/8"-27 PIPE (12.9550)							1						

UNCONTROLLED COPY All information subject to change without notice.
 Detroit Diesel®, the spinning arrows, and the Series 60® are registered trademarks of Detroit Diesel Corporation.
 6SP161 9501 © 1995 DETROIT DIESEL CORPORATION

TYPE BREAKDOWN

SERIES 60 PARTS CATALOG

TYPES

FIG.	PART NO.	NAME AND DESCRIPTION	ASSY. SECT.	1	2	3	4	5	6	7	8	9	10	11	12
		12.4000A AIR COMPRESSOR		1	1	1	1	1	1	1	1	1	1	1	1
				3	3	3	3	3	3	3	3	3	3	3	3
				3	3	4	4	4	5	5	5	5	6	6	7
				4	6	0	2	5	2	4	6	9	0	7	0
	12.4305	GOVERNOR KIT, AIR COMPRESSOR (cont.)													
	179829	BOLT, 5/16-18 X 2.75"						2							
	103320	LOCKWASHER, 5/16"						2							
	12.4375	TUBE, AIR COMPRESSOR BOOSTER													
2	23508340	HOSE, #.75MM X 18 LG.		1	1	1	1	1		1	1	1	1		
	23511887	HOSE, .75" X 4.50" LG.							1						1
	23511889	HOSE, .75" X 9.00" LG.							1						1
2	23506346	FLANGE & TUBE ASSY.		1	1	1	1	1		1	1	1	1		
	23505201	ELBOW, 45 DEG. 3/4" HOSE (12.4085)							2						2
	8929749	ELBOW, 90 DEG. 3/4" TUBE 1/2" NPTF							1						2
2	23506345	CONNECTOR ASSY. (12.9390)		1	1	1	1	1		1	1	1	1		
	8925593	CONNECTOR, 5/8" FL. TUBE 1/2" NPTF (12.9380)				1	1								
	8929748	CONNECTOR, 3/4" TUBE 1/2" NPTF BRS (12.4085)							1						
	8924163	BUSHING, RED. 3/4" X 1/2" (12.9570)							3						3
	23511892	TEE, PIPE 1/2"—14 INT & EXT BRASS (12.4090)							1						1
2	8929756	CLAMP 15/16-1 1/4" (12.9660)		2	2	2	2	2	4	2	2	2	2	2	4
2	179816	BOLT, 5/16-18 X.75"		2	2	2	2	2		2	2	2	2	2	
2	103320	LOCKWASHER, 5/16"		2	2	2	2	2		2	2	2	2	2	

TYPES

FIG. PART NO.	NAME AND DESCRIPTION	ASSY. SECT.	1	3	7	8	5											
	12.4000A AIR COMPRESSOR		1	1														
			3	3														
			7	8														
			8	5														
			8	5														
	12.4001 COMPRESSOR ASSY., AIR																	
	COMPONENTS OF AIR COMPRESSOR ASSY. ARE NOT SERVICED BY DDC. FOR COMPONENT REPLACEMENT CONTACT BENDIX WESTINGHOUSE (BW) OR MIDLAND ROSS (MR) FURNISH THEIR ASSEMBLY PART NUMBER WHICH IS SHOWN IN PARENTHESES.																	
	23511334 COMPRESSOR ASSY., 12.9 CFM (MR NT-7005-AK)		1															
	23515565 COMPRESSOR ASSY. 31 CFM			1														
	R23511334 COMPRESSOR ASSY. (REMANUFACTURED)		AR															
1,2	23509520 BOLT, M12X1.75X47.0 METRIC FLG. HEX HD.		4	4														
	R23515565 COMPRESSOR ASSY (REMANUFACTURED)																	
	12.4005 GASKET, AIR COMPRESSOR MOUNTING.																	
	23511871 GASKET (1.5040)		1	1														
	12.4010 BRACKET, AIR COMPRESSOR MOUNTING																	
2	23505244 BRACKET, AIR COMP. SUPPORT		1															
	23511719 BRACKET			1														
	8929874 SPACER, ECM ISOLATOR 3.0-3.4 THK			4														
	8929169 WASHER (12.9190)			2														
2	11503454 BOLT, M10X 1.5X20.0		2															
	11505299 BOLT, M10X 1.5X30.0 MM			2														
	23506222 BOLT, M8X 1.25X20 (12.9001)		2															
2	103320 LOCKWASHER, 5/16"			4														
	114493 NUT, 5/16-24			4														
	12.4030 DRIVE ASSY., AIR COMPRESSOR																	
	AN AIR COMPRESSOR DRIVE ASSY. INCLUDES ITEMS IN 12.4036, 12.4040, 12.4047, 12.4048 AND 12.4072.																	
3	23503880 DRIVE ASSY., AIR COMPRESSOR		1	1														
3	11505299 BOLT, M10X 1.5X30.0 MM		1	1														
3	23505050 BOLT, M10X 1.5X85 (12.9001)		5	5														
	12.4036 HOUSING, AIR COMPRESSOR DRIVE																	
3	23503881 HOUSING, AIR COMPRESSOR DRIVE		1	1														
	12.4039 GASKET, AIR COMPRESSOR DRIVE HOUSING																	
1,3	8929299 GASKET, ACCESSORY FRONT		1	1														

UNCONTROLLED COPY All information subject to change without notice.

Detroit Diesel®, the spinning arrows, and the Series 60®

are registered trademarks of Detroit Diesel Corporation.

6SP161 9501 © 1995 DETROIT DIESEL CORPORATION

TYPE BREAKDOWN

SERIES 60 PARTS CATALOG

TYPES

FIG. PART NO.	NAME AND DESCRIPTION	ASSY. SECT, g
	12.4000A AIR COMPRESSOR	3
	HUB, AIR COMPRESSOR	7
3	8929721 HUB	1
3	23503883 SPACER BRG & AIR COMPDRIV SHF	1
3	11506017 NUT, M20X2 1/2	1
	12.4047 SHAFT, AIR COMPRESSOR DRIVE	
3	23503882 SHAFT, AIR/BRAKE COMP DRIV	1
	12.4048 BEARING, AIR COMPRESSOR DRIVE SHAFT	
3	23503884 BEARING, RLR AIR/BRAKE COMP DRIV	1
3	23503885 RING, RET BEV AIR COMP DRIV BRG	1
	12.4050 COUPLING, AIR COMPRESSOR DRIVE COUPLING	
3	5141773 COUPLING	1
	12.4065 TUBE, AIR COMPRESSOR LUBE OIL SUPPLY	
	23509181 HOSE ASSY., #6X16.75" L.	
1	8929838 HOSE ASSY. #6 X 17.92" L (12.4065)	obs
2	8924998 ELBOW (90 DEG.)	1
2	8929837 ELBOW, 45 DEG. 3/8 FLD TUBE 1/4 PIPE (12.9390)	1
	23504991 CONNECTOR, 5/8" FLD TUBE 1/8" NPTF BRASS (12.9460)	
	8929833 CONNECTOR, 3/8" INV. FL. TUBE; 5/8" PIPE (12.9460)	1
	12.4070 TUBE, AIR COMPRESSOR LUBE OIL DRAIN	
	23511891 HOSE ASSY., #8X16.50" LG.	
	23514029 ELBOW, 90 DEG. 1/2" TUBE 3/8" PIPE	
	8924220 ELBOW, 90 DEG. 1/2" FLD TUBE 1/2" NPTF (3.5505)	
	8924163 BUSHING, RED. 3/4" X 1/2" (12.9570)	
	12.4072 DRIVE GEAR, AIR COMPRESSOR DRIVE ASSY.	
3	8929311 GEAR, RIGHT HAND 69T	1
3	11505299 BOLT, M10X 1.5X30.0 MM	4
	12.4085 TUBE, AIR COMPRESSOR WATER INLET	
2	8929764 HOSE, .75" X 3.50" L. (12.4085)	1
2	8929756 CLAMP 15/16"—1 1/4" (12.9660)	
1	8929748 CONNECTOR, 3/4" TUBE 1/2" NPTF BRS (12.4085)	
2	23505201 ELBOW, 45 DEG. 3/4" HOSE (12.4085)	
2	8929749 ELBOW, 90 DEG. 3/4" TUBE 1/2" NPTF	2
	23507896 CLAMP, 13/16"—1 1/2" I.D. CONSTANT TORQUE	4

3-246
12.4000A AIR COMPRESSOR

UNCONTROLLED COPY All information subject to change without notice.
Detroit Diesel®, the spinning arrows, and the Series 60® are registered trademarks of Detroit Diesel Corporation.
6SP161 9501 © 1995 DETROIT DIESEL CORPORATION

TYPES

FIG.	PART NO.	NAME AND DESCRIPTION	ASSY. SECT.	1	2	3	4	5	6	7	8	9	10	11	12
		12.4000A AIR COMPRESSOR		1		1									
				3		3									
				7		8									
				8		5									
		12.4090 TUBE, AIR COMPRESSOR WATER OUTLET													
		HOSE ASSY., 5/8" X 9.64"L. (FORMER)		1											
2	23509261	HOSE, .75" X 28.0" L.		1											
2	23509550	HOSE, .75" X 7.38" LG.				1									
	23511888	HOSE, .75" X 20.00" L.				1									
1	23511890	HOSE ASSY., 5/8" X 24.75"L. (FORMER)		1											
1	8929782	CONNECTOR, 5/8" FL. TUBE 1/2" NPTF (12.9380) (FORMER)		2											
2	8925593	CONNECTOR, 3/4" TUBE 1/2" NPTF BRS (12.4085)		1		1									
	8929748	ELBOW, 90 DEG-5/8" TUBE (FORMER)		1											
	8925076	ELBOW, 90 DEG				1									
2	8925574	ELBOW, 45 DEG. 3/4" HOSE (12.4085)		1		3									
2	23505201	CLAMP 15/16"—1 1/4" (12.9660)		2		2									
	8929756	STRAP, NYLON (2.5255)									AR				
	5101020														
		12.4095 CLIP, AIR COMPRESSOR WATER TUBE													
2	5146788	CLIP, 5/8" HOSE (2.5070)		1											
		12.4375 TUBE, AIR COMPRESSOR BOOSTER													
2	23508340	HOSE, #.75MMX18LG.		1											
	23511887	HOSE, .75" X 4.50" LG.				1									
	23511889	HOSE, .75" X 9.00" LG.				1									
2	23506346	FLANGE & TUBE ASSY.		1											
	23505201	ELBOW, 45 DEG. 3/4" HOSE (12.4085)				2									
	8929749	ELBOW, 90 DEG. 3/4" TUBE 1/2" NPTF				1									
2	23506345	CONNECTOR ASSY. (12.9390)		1											
	8929748	CONNECTOR, 3/4" TUBE 1/2" NPTF BRS (12.4085)				1									
	8924163	BUSHING, RED. 3/4" X 1/2" (12.9570)				3									
	23511892	TEE, PIPE 1/2"—14 INT & EXT BRASS (12.4090)				1									
2	8929756	CLAMP 15/16-1 1/4" (12.9660)		2		4									
2	179816	BOLT, 5/16-18 X.75"		2											
2	103320	LOCKWASHER, 5/16"		2											

UNCONTROLLED COPY All information subject to change without notice.

Detroit Diesel®, the spinning arrows, and the Series 60®

are registered trademarks of Detroit Diesel Corporation.

6SP161 9501 © 1995 DETROIT DIESEL CORPORATION-

DETROIT DIESEL

SERIES 60 ENGINE

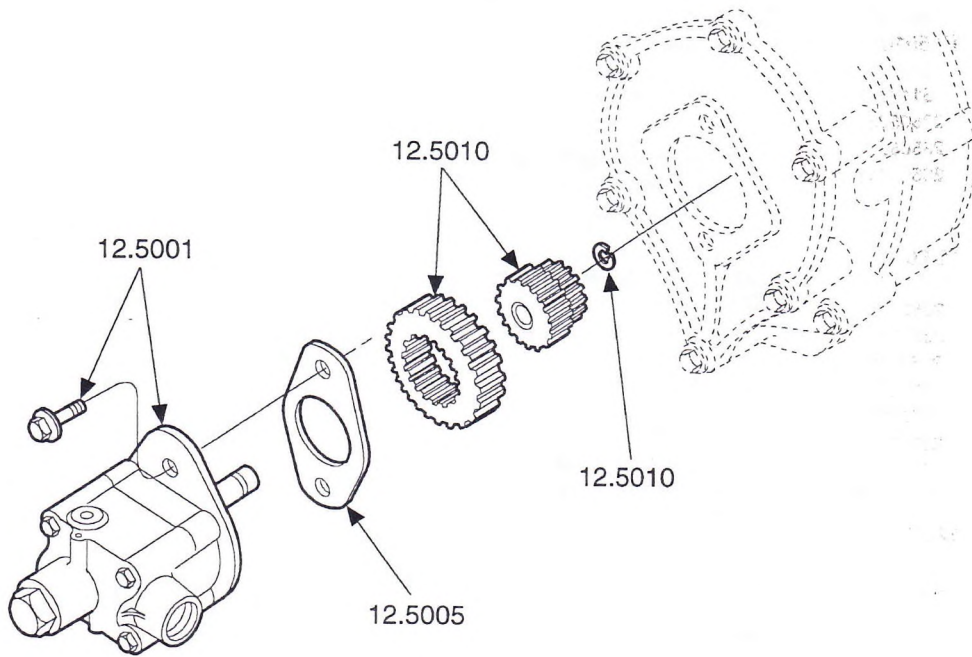


FIG. 1 POWER STEERING PUMP

24038

FIG. 1 OF 12.5000A

UNCONTROLLED COPY All information subject to change without notice.
Detroit Diesel®, the spinning arrows, and the Series 60® are
registered trademarks of Detroit Diesel Corporation.
6SP161 9501 © 1995 DETROIT DIESEL CORPORATION

TYPES

FIG.	PART NO.	NAME AND DESCRIPTION	ASSY. SECT.	1	2	3	4	5	6	7	8	9
		12.5000A HYDRAULIC PUMP		1	2	2	4	4	4	4	4	4
		NAME AND DESCRIPTION	ASSY. SECT.	9	0	0	4	4	4	4	4	4
				1	2	3	4	5	7	9		
	12.5001	PUMP ASSY., HYDRAULIC										
	NPN	(CUSTOMER FURNISHED)PUMP ASSY.										
1	23511242	PUMP ASSY., POWER STEERING		1		1	1	1				
1	11505299	BOLT, M10X 1,5X30.0 MM			1							1
	5145225	WASHER, .39"X.75"X.08" (2.7001)			2	2		2				2
					2	2		2				2
	12.5005	GASKET, HYDRAULIC PUMP										
	23509124	GASKET, PWR STRG PMP COVER				1	1	2				
	23516101	GASKET P/S PMP CVR SAE B FLG ANTSTIK			2	2				1		2
	12.5010	COUPLING, HYDRAULIC PUMP DRIVE										
	5143616	COUPLING										
1	23505339	SPROCKET, POWER STEERING PUMP		1			1					1
1	23508957	SPROCKET AND RING ASSY					1	1				1
1	23505643	LOCKRING (USE FOR P/S PUMP ADAPTATION)				1		1				1
	12.5020	ADAPTOR, HYDRAULIC PUMP										
	23505272	HOUSING, POWER STEERING PUMP										
	23508725	HOUSING, POWER STEERING PUMP										
	23511296	HOUSING, POWER STEERING PUMP										
	103340	LOCKWASHER, 5/16"										
	11509528	BOLT, M12 X 1.75 X 30 MM										
	23515409	SCREW SOC HD M8 1.25 X 30MM										
	5180370	WASHER, .55" I.D. COPPER (7.4969)										
	12.5030	GEAR, HYDRAULIC PUMP DRIVE										
	23505489	GEAR										
				1								

UNCONTROLLED COPY All information subject to change without notice.

Detroit Diesel®, the spinning arrows, and the Series 60®

are registered trademarks of Detroit Diesel Corporation.

6SP161 9501 © 1995 DETROIT DIESEL CORPORATION

BDC for engine manuals and specs
<https://barringtondieselclub.co.za/>

TYPE BREAKDOWN

SERIES 60 PARTS CATALOG

TYPES

FIG.	PART NO.	NAME AND DESCRIPTION	ASSY. SECT.	1	2	2	2	2	2	3	3
				9	1	2	3	4	9	1	2
		12.7000A APPEARANCE PACKAGE PARTS									
		APPEARANCE PACKAGE PARTS - SECTION 1									
	12.7001										
	23512885	BRACKET, ENGINE LIFTER (1.2070)	A1	1					1		
	23513533	BRACKET, ENGINE LIFTER (1.2070)			1	1	1	1			1
	23512882	COVER, ROCKER LOWER (1.8450)	A1	1	1	1	1	1	1	1	1
	23512883	COVER, ROCKER UPPER (1.8450)	A1	1	1	1	1	1	1	1	1
	5155596	WASHER, 21/64" SPECIAL COPPER (4.7120)		8	8	8	8	8	8	8	8
		APPEARANCE PACKAGE PARTS - SECTION 3									
	12.7003										
	23512884	MANIFOLD, AIR INTAKE (3.3801)		1		1					1
	23513522	MANIFOLD, AIR INTAKE 60 DEG. INLET (3.3801)					1				
	23513523	MANIFOLD, AIR INTAKE SET-BACK (3.3801)			1						
	23513645	MANIFOLD AIR INT HORIZ INL CHR DDEC 3 (3.3801)							1		
	23513646	MANIFOLD AIR INT 60DEG INL CHR DDEC 3 (3.3801)									1
	23513647	MANIFOLD AIR INTAKE SET-BACK CHROME (3.3801)						1			
		APPEARANCE PACKAGE PARTS - SECTION 5									
	12.7005										
	23512886	TUBE, WATER BY-PASS (5.2160)	B1	1					1		
		APPEARANCE PACKAGE PARTS - SECTION 5									
	12.7999										
	23513646	MANIFOLD AIR INT 60DEG INL CHR DDEC 3 (3.3801)								1	

TYPES

FIG PART NO.	12.7000A APPEARANCE PACKAGE PARTS	A	B	C			
	NAME AND DESCRIPTION						
	(Note: Assemblies are shown for component reference only.)						
12.7001	APPEARANCE PACKAGE PARTS - SECTION 1						
23512885	BRACKET, ENGINE LIFTER (1.2070)	1					
23512882	COVER, ROCKER LOWER (1.8450)		1				
23512883	COVER, ROCKER UPPER (1.8450)			1			
12.7999							
23509250	BRACKET (ITEM 1)	1					
23511634	COVER RKR LWR AL 2&3PC ENLRG SEAL GRV		1				
23513427	COVER RKR UPR 2 PC ALUM S60			1			

UNCONTROLLED COPY All information subject to change without notice.

Detroit Diesel®, the spinning arrows, and the Series 60® are registered trademarks of Detroit Diesel Corporation.

6SP161 9501 © 1995 DETROIT DIESEL CORPORATION

TYPE BREAKDOWN

SERIES 60 PARTS CATALOG

TYPES

FIG PART NO.	NAME AND DESCRIPTION	
	12.7000A APPEARANCE PACKAGE PARTS	A
	(Note: Assemblies are shown for component reference only.)	
12.7005	APPEARANCE PACKAGE PARTS - SECTION 5	
23512886	TUBE, WATER BY-PASS (5.2160)	1
12.7999		
23505898	TUBE	1

UNCONTROLLED COPY

All information subject to change without notice.

Detroit Diesel®, the
registered

6SP161 9501

spinning arrows, and the Series 60® are
trademarks of Detroit Diesel Corporation.
© 1995 DETROIT DIESEL CORPORATION

3—252 Section B1

12.7000A APPEARANCE PACKAGE PARTS

FIG PART NO.	NAME AND DESCRIPTION	ASSY. SECT.
12.8000A SUPPLIES		
A		
12.8001 PAINT, ENGINE TOUCH-UP		
8929665	PAINT, BLUE (1 GAL. CAN)	AR
8929666	PAINT, BLUE (12 OZ. SPRAY CAN)	AR
8929667	PAINT, CLEAR (1 GAL. CAN)	AR
8929668	PAINT, CLEAR (12 OZ. SPRAY CAN)	AR
12.8025 OIL, ENGINE LUBRICATING		
ATFBULK	BULK MOBIL MULTI-PURPOSE ATF	AR
ATFDRUM	55 GAL. MOBIL MULTI-PURPOSE ATF	AR
ATFGAL	1 GAL. PAIL MOBIL MULTI-PURPOSE ATF	AR
ATF-QUART	12 QUART MOBIL MULTI-PURPOSE ATF	AR
GREASEC	60X14 OZ. CARTRIDGES MOBIL-GREASE SPECIAL	AR
GREASED	400 LB. DRUM MOBILGREASE SPECIAL	AR
GREASEK	120 LB. KEG MOBILGREASE SPECIAL	AR
HPCART	60X14 OZ. CARTRIDGES MOBIL-GREASE HP	AR
HPDRUM	400 LB. DRUM MOBILGREASE HP	AR
HPKEG	120 LB. KEG MOBILGREASE HP	AR
MOBIL424	55 GAL. MOBILFLUID 424	AR
SHC50D	375 LB. DRUM MOBILTRANS SHC 50	AR
SHC50K	120 LB. KEG MOBILTRANS SHC 50	AR
SHC50P	35 LB. PAIL MOBILTRANS SHC 50	AR
23512703	1 GAL. DELVAC 1300 SUPER 4 CYL ENG	AR
23512704	55 GAL. DELVAC 1300 SUPER 4 CYL ENG	AR
23512740	BULK DELVAC 1300 SUPER 4 CYL ENG	AR
23512741	5 GAL. DELVAC 1300 SUPER 4 CYL ENG	AR
75W90D	400 LB. DRUM MOBILUBE SHC 75W90	AR
75W90K	120 LB. KEG MOBILUBE SHC 75W90	AR
75W90P	35 LB. PAIL MOBILUBE SHC 75W90	AR
80W140D	400 LB. BARREL MOBILUBE SHC 80W140	AR
80W140K	120 LB. KEG MOBILUBE SHC 80W140	AR
80W140P	35 LB. PAIL MOBILUBE SHC 80W140	AR
80W90D	400 LB. DRUM MOBILUBE HD 80W90	AR
80W90K	120 LB. KEG MOBILUBE HD 80W90	AR
80W90P	35 LB. PAIL MOBILUBE HD 80W90	AR
85W140D	400 LB. DRUM MOBILUBE HD 85W140	AR
85W140K	120 LB. KEG MOBILUBE HD 85W140	AR
85W140P	35 LB. PAIL MOBILUBE HD 85W140	AR
12.8110 LUBRICATING COMPOUND THREAD		
5198563	INTERNATIONAL COMPOUND #2	AR
23509545	SEAL, ANTI-SEIZE HEAT & RUST 1 LB.	AR
12.8242 THREADLOCK & SEALER		
23509535	THREADLOCK, MEDIUM STRENGTH (50 ML.)	AR

UNCONTROLLED COPY All information subject to change without notice.

Detroit Diesel®, the spinning arrows, and the Series 60®

are registered trademarks of Detroit Diesel Corporation.

6SP161 9501 © 1995 DETROIT DIESEL CORPORATION

12.8000A SUPPLIES

FIG.	PART NO.	NAME AND DESCRIPTION	ASSY. SECT.
	12.8242	THREADLOCK & SEALER (cont.)	
	23509536	THREADLOCK, MEDIUM STRENGTH (10 ML.)	AR
	23509537	THREADLOCK, HIGH STRENGTH (10 ML.)	AR
	23509538	THREADLOCK, HIGH STRENGTH (50 ML.)	AR
	23509539	THREADLOCK, PENETRATING (10 ML.)	AR
	23509542	SEALER, THREAD (50 ML.)	AR
	23509544	SEALANT, COMPOUND (50 ML.)	AR
	12.8255	SEALANT, RTV	
	23509540	SEALANT, GASKET ELIMINATOR (50 ML.)	AR
	23509541	SEALANT, GASKET ELIMINATOR (300 ML.)	AR
	23509543	SEALANT, ULTRA BLUE RTV 3 OZ.	AR
	23509603	SEALANT, BLACK RTV 11 OZ.	AR
	12.8260	ADDITIVES, SUPPLEMENTAL COOLANT	
	23507855	SUPPLEMENT, COOLANT ADDITIVE 1/2 GAL. (DD-3000-HG)	
	23507856	SUPPLEMENT, COOLANT ADDITIVE 5 GAL. (DD-3000-11)	
	23507857	SUPPLEMENT, COOLANT ADDITIVE 55 GAL. (DD-3000-15)	
	23507858	SUPPLEMENT, COOLANT ADDITIVE 1 PT. (DD-2000-P)	
	23507859	SUPPLEMENT, COOLANT ADDITIVE 1/2 GAL. (DD-2000-HG)	
	23507860	SUPPLEMENT, COOLANT ADDITIVE 5 GAL. (DD-2000-11)	
	23507861	SUPPLEMENT, COOLANT ADDITIVE 55 GAL. (DD-2000-15)	
	23507854	SUPPLEMENT, COOLANT ADDITIVE (1 PT.) (DD-3000-P)	
	23512138	PRECHARGED COOLANT (1 GAL.)	
	23512139	PRECHARGED COOLANT (55 GAL.)	
	23512140	PRECHARGED COOLANT (BULK)	
	12.8270	CLEANER, COOLANT SYSTEM	
	23507862	CLEANER, COOLANT SYSTEM 1/2 GAL. (DD-2001-HG)	AR
	23507863	CLEANER, COOLANT SYSTEM 5 GAL (DD-2001-11)	AR
	23507864	CLEANER, COOLANT SYSTEM 55 GAL (DD-2001-15)	AR
	23507867	CLEANER, COOLANT SYSTEM (TWIN PAK) (DD-2015-49)	AR
	12.8280	ADDITIVES, DIESEL FUEL	
	23507869	ADDITIVES, FUEL 5 GAL. (DD-2020-11)	AR
	23507870	ADDITIVES, FUEL 55 GAL. (DD-2020-15)	AR
	23507871	ADDITIVES, FUEL 1 PT. (DD-1000-P)	AR

TYPES

12.8000A SUPPLIES

FIG PART NO.	NAME AND DESCRIPTION	ASSY. SECT.
12.8280	ADDITIVES, DIESEL FUEL (cont.)	
23507872	ADDITIVES, FUEL 2 GAL. (DD-1000-11)	AR
23507873	ADDITIVES, FUEL 55 GAL. (DD-1000-15)	AR
23507868	ADDITIVES, FUEL (1 PT.) (DD-2020-P)	AR
12.8290	KIT, COOLANT ANALYSIS	
23508774	ANALYSIS KIT, COOLANT	AR
23511577	FIELD TEST KIT, COOLANT	AR
23513663	REFILL, COOLANT TEST STRIPS	AR

UNCONTROLLED COPY *All information subject to change without notice.*

Detroit Diesel®, the spinning arrows, and the Series 60®

are registered trademarks of Detroit Diesel Corporation.

6SP161 9501 © 1995 DETROIT DIESEL CORPORATION

TYPE BREAKDOWN

SERIES 60 PARTS CATALOG

TYPES

FIG. PART NO.	NAME AND DESCRIPTION	ASSY. SECT.
	12.8000B FABRICATION MATERIAL	A
12.8550	HOSE, FLEXIBLE (BULK)	
5199575	HOSE, BULK #6X25 FT. (12.8550)	AR
12.8552	FITTINGS, FLEXIBLE HOSE END	
	USE WITH HOSE IN 12.8550.	
5199583	FITTING, #6 HOSE (1/2"-20 MALE INV. FL.)(STRAIGHT)	AR
5199579	FITTING, #6 HOSE (5/8"-18 MALE INV. FL.)(STRAIGHT)	AR
5199597	FITTING, #6 HOSE (1/2"-20 MALE INV. FL.) (45 DEG.)	AR
5199588	FITTING, #6 HOSE (5/8"-18 MALE INV. FL.) (90 DEG.)	AR
12.8554	CLIP, FLEXIBLE HOSE	
	ONE (1) CLIP IS REQUIRED FOR EACH 18' OF HOSE CUT LENGTH.	
2488022	CLIP, 3/8" BOLT (12.8554)	AR

TYPES

		12.8000C SERVICE KITS AND SETS		A
FIG. PART NO.	NAME AND DESCRIPTION	ASSY. SECT.		
12.8715	KITS, SERVICE (ALL)			
R23516819	S60 BASIC OVERHAUL KIT WITH 2.5MM FIRE RINGS	AR		
R23516820	S60 SUPER OVERHAUL KIT W/2.5MM FIRE RG(PRE 91 MOD)	AR		
R23516821	S60 SUPER OVERHAUL KIT W/2.5MM FIRE RG (91-93 MOD)	AR		
R23516822	S60 BASIC OVERHAUL KIT W/TLC LNR &2.5MM FIRE RING	AR		
R23516823	S60 SUPER O/H KIT W/2.5MM RG & TLC LNR(PRE 91 MOD)	AR		
R23516824	S60 SUPER O/H KIT W/2.5MM RG & TLC LNR(91-93 MOD)	AR		
R23516825	S60 BASIC OVERHAUL KIT WITH 3.5MM FIRE RINGS	AR		
R23516826	S60 BASIC OVERHAUL KIT W/TLC LNR &3.5MM FIRE RING	AR		
R23516827	S60 SUPER O/H KIT W/3.5MM RG & TLC LNR(PRE 91 MOD)	AR		

UNCONTROLLED COPY *All information subject to change without notice.*

Detroit Diesel®, the spinning arrows, and the Series 60®

are registered trademarks of Detroit Diesel Corporation.

6SP161 9501 © 1995 DETROIT DIESEL CORPORATION

SFRIES 60 BASIC ENGINE SPARE PARTS LIST

2000 HOURS 1 YEAR - 40 HOUR WEEK
3000 HOURS 1 YEAR - 60 HOUR WEEK
4000 HOURS 2 YEARS - 40 HOUR WEEK
6000 HOURS 2 YEARS - 60 HOUR WEEK

SERIES 60 BASIC ENGINE SPARE PARTS LIST

MPC GROUP	PART NUMBER	DESCRIPTION	1 - 10 ENGINES				10 - 24 ENGINES				25 + ENGINES			
			(6 0 0 0)	4 0 0 0	3 0 0 0	2 0 0 0	6 0 0 0	4 0 0 0	3 0 0 0	2 0 0 0	6 0 0 0	4 0 0 0	3 0 0 0	2 0 0 0
1.1001	23517417	BLOCK ASM., CYLINDER; TLC, ADAPTORLESS AIR COMPRESSOR									1	1		
1.1001	23506976	BLOCK ASM., CYLINDER									1	1	-	-
1.1001	23506977	BLOCK ASM., CYLINDER; RT SIDE ENGINE	-	-	-	-	-	-	-	-	1	1	-	-
1.1001	23514649	BLOCK ASM., CYLINDER; TLC	-	-	-	-	-	-	-	-	1	1		-
1.1002	23512691	GASKET KIT, ENGINE OVERHAUL (W/SQ. RING SEALS)	3	2	1	1	4	4	3	2	12	6	6	4
1.2001	8929872	HEAD ASM., CYLINDER	-	-	-	-	1	1	-	-	2	2	1	-
1.2001	8929123	BOLT, CYL. HEAD M16x1,75mm	-	-	-	-	4	4	-	-	6	6	"	-
1.2001	8929328	WASHER. CYL. HEAD 16.8x25.8mm	-	-	-	-	6	6	-	-	12	12		
1.2002	23501572	GASKET KIT, CYL. HEAD OVERHAUL	3	2	1	1	10	8	5	3	20	15	10	8
1.2045	23501580	TUBE KIT, INJECTOR HOLE	6	6	-	-	12	12	6	6	18	18	12	6
1.2046	23515470	SEAL RING, INJECTOR HOLE TUBE	6	6	-	-	12	12	6	6	18	18	12	6
1.3001	23515596	CRANKSHAFT 11L (LRG. BRG.)	-	-	-	-	-	-	-	-	1	1	~	-
1.3001	23515598	CRANKSHAFT 12L (LRG. BRG.)									1	1	-	
1.3090	8929670	SHELL SET, MAIN BEARING (STD.)	12	6	6	6	24	18	12	6	60	40	18	12
1.3090	8929680	SHELL SET, THRUST (STD.)	2	1	1	1	4	3	2	1	10	8	3	2
1.3100	8929085	WASHER, C/S MAIN BEARING THRUST	6	4	2	2	8	6	4	2	12	10	8	6
1.3166	23513485	SEAL, FRT. C/S OIL (OVERSIZE)	4	2	1	1	6	6	4	3	12	12	10	10
1.3192	8929299	GASKET, ACCY. FRONT	4	3	2	2	6	4	3	2	10	8	6	4
1.3192	8929130	GASKET, REAR & FRT. CAM ACCESS.	4	3	2	2	6	4	3	2	10	8	6	4
1.3210	8929502	DAMPER, VIBRATION									2	2	1	-

#SEE ENGINE EQUIPMENT RECORD FOR YOUR REQUIREMENTS.

SERIES 60 BASIC ENGINE SPARE PARTS LIST

MPC GROUP	PART NUMBER	DESCRIPTION	1 - 10 ENGINES				10-24 ENGINES				25 + ENGINES			
			HOURS-----	(6	4	3	2	6	4	3	2	6	4	3
			(0	0	0	0	0	0	0	0	0	0	0	0
			(0	0	0	0	0	0	0	0	0	0	0	0
			(0	0	0	0	0	0	0	0	0	0	0	0
1.5004	23516969 #	SEAL & SLEEVE ASM., REAR CRANKSHAFT OIL (TEFLON LIP)	3	2	1	1	4	4	3	2	6	6	4	2
1.6001	8929236	ROD ASM., CONN. 12L	4	4	2	-	6	4	4	2	12	6	6	4
1.6001	23515593	ROD ASM., CONN. 12L (LRG. BRG.)	4	4	2	-	6	4	4	2	12	6	6	4
1.6001	8929237	ROD ASM., CONN. 11L	4	4	2	-	6	4	4	2	12	6	6	4
1.6001	23515594	ROD ASM., CONN. 11L (LRG. BRG.)	4	4	2	-	6	4	4	2	12	6	6	4
1.6001	8929355	BOLT, CONN. ROD	4	3	2	-	6	6	4	4	12	10	8	4
1.6001	8929019	NUT, CONN. ROD	4	3	2	-	6	6	4	4	12	10	8	4
1.6100	23515581	SHELL SET, CONN. ROD (STD.) (LRG. BRG.)	12	12	6	6	24	18	12	6	60	48	36	24
1.6100	8929710	SHELL SET, CONN. ROD (STD.)	12	12	6	6	24	18	12	6	60	48	36	24
1.6110	23516780 #	DOME & BUSHING KIT (2.5mm RG GRV)	2	-	-	-	4	2	-	-	6	4	2	-
1.6115	23503747 #	RING SET, COMP. PISTON (2.5mm RG GRV)	2	-	-	-	4	2	-	-	6	4	2	-
1.6140	8929504	SPACER, PISTON PIN BOLT	2	2	-	-	4	4	2	-	6	6	4	-
1.6140	8929087	PIN, PISTON	-	-	-	-	2	2	1	-	4	3	2	-
1.6142	23505274	BUSHING KIT (3 PC. BUSHING)	2	2	-	-	4	4	2	-	6	4	2	-
1.6181	23505278 #	KIT, CYLINDER LINER (W/SEAL RINGS)	3	3	2	-	4	4	2	2	6	4	2	2
1.6181	23514285 #	KIT, CYLINDER LINER (TLC) (W/SEAL RINGS)	3	3	2	-	4	4	2	2	6	4	2	2
1.6182	23516782 #	KIT, CYLINDER (W/2.5mm RG GRV)	12	12	6	6	24	18	12	12	36	24	12	6
1.6182	23516784 #	KIT, CYLINDER (TLC) (W/2.5mm RG GRV)	12	12	6	6	24	18	12	12	36	24	12	6
1.6190	8929013	SEAL, CYL. LINER CREVICE	2	2	1	1	4	4	2	2	6	6	4	2
1.6190	8929176	SEAL, CYL. LINER "D" TYPE RING	2	2	1	1	4	4	2	2	6	6	4	2
1.7001	8929485	CAMSHAFT & DOWEL ASM. 11L									1	1	-	.

#SEE ENGINE EQUIPMENT RECORD FOR YOUR REQUIREMENTS.

SERIES 60 BASIC ENGINE SPARE PARTS LIST

MPC GROUP	PART NUMBER	DESCRIPTION	HOURS	1 - 10 ENGINES				10 - 24 ENGINES				25 + ENGINES			
				(6 0 0 0)	4 0 0 0	3 0 0 0	2 0 0 0	6 0 0 0	4 0 0 0	3 0 0 0	2 0 0 0	6 0 0 0	4 0 0 0	3 0 0 0	2 0 0 0
1.7001	23513562	CAMSHAFT & DOWEL ASM. 11L (DDEC III)		1	1	.	.
1.7001	8929473	CAMSHAFT & DOWEL ASM. 12L		1	1	.	.
1.7001	23513564	CAMSHAFT & DOWEL ASM. 12L (DDEC III)		1	1	.	.
1.7001	23505195	CAMSHAFT & DOWEL ASM. 12L		1	1	.	.
1.7040	8929690	BEARING SET, CAMSHAFT (STD)		21	14	7	7	35	28	21	14	56	35	28	21
1.7042	8929740	SEAL RING, CAM BRG. CAP		2	2	1	1	6	4	4	2	10	8	6	2
1.7046	8929129	BOLT, CAM BRG. CAP		2	2	.	.
1.7070	8929110	PLATE, CAM & BAL. SHAFT THRUST		1	1	.	.
1.7075	23517334	SEAL, CAMSHAFT THRUST PLATE (CYL. HD)		1	1	.	.	2	2	1	1	4	3	2	1
1.7075	8929318	SEAL, CAMSHAFT THRUST PLATE (GR. HSG)		1	1	.	.	2	2	1	1	4	3	2	1
1.7206	8929492	HUB, CAMSHAFT GEAR		1	1	.	.	1	1	.	.	2	2	1	.
1.7255	8929111	HUB, ADJ. IDLER GEAR		1	1	.	.	1	1	.	.	2	2	1	.
1.7255	8929336	PLATE, ADJUSTMENT		1	1	.	.
1.7600	8929253	SEAL RING, ACCY. DR. HSG.		1	1	.	.	1	1	.	.
1.7660	8929154	SEAL, ACCY. DRIVE OIL		1	1	.	.	1	1	.	.
1.8060	8929550	ARM ASM., EXHAUST VALVE ROCKER		6	6	3	.	18	12	6	.	24	18	12	.
1.8075	8929544	ARM ASM., INTAKE VALVE ROCKER		6	6	3	.	18	12	6	.	24	18	12	.
1.8080	8929854	ARM ASM., INJECTOR ROCKER		6	6	3	.	18	12	6	.	24	18	12	.
1.8080	23513939	ARM ASM., INJECTOR ROCKER (CERAMIC ROLLER)		6	6	3	.	18	12	6	.	24	18	12	.
1.8135	8929646	KIT, VALVE ADJ. SCREW (EXHAUST)		2	2	1	.	4	4	2	1	6	6	4	2

#SEE ENGINE EQUIPMENT RECORD FOR YOUR REQUIREMENTS.

SERIES 60 BASIC ENGINE SPARE PARTS LIST

MPC GROUP	PART NUMBER	DESCRIPTION	1 - 10 ENGINES				10 - 24 ENGINES				25 + ENGINES			
			(6 (0 (0 (0	4 0 0 0	3 0 0 0	2 0 0 0	6 0 0 0	4 0 0 0	3 0 0 0	2 0 0 0	6 0 0 0	4 0 0 0	3 0 0 0	2 0 0 0
1.8135	23505056	KIT, VALVE ADJ. SCREW (INJ & INTAKE)	2	2	1	-	4	4	2	1	6	6	4	2
1.8160	23513530	SHAFT ASM., ROCKER (REVERSIBLE) (LUBRITED)	2	2	1	-	4	4	2	1	6	4	2	2
1.8173	8929586	SPACER, ROCKER SHAFT	4	4	2	-	6	6	4	-	8	8	6	-
1.8310	23501577	VALVE KIT, EXHAUST (IDENTIFICATION-U)	36	24	12	-	48	36	24	12	72	60	48	24
1.8310	23507504	EXHAUST VALVE KIT (IDENTIFICATION-H)	24	12	10	8	48	36	20	12	72	60	48	24
1.8315	23501576	VALVE KIT, INTAKE	36	24	12	-	48	36	24	12	72	60	48	24
1.8320	8929631	GUIDE, EXHAUST VALVE	24	24	12	-	48	48	24	12	72	60	48	24
1.8320	8929072	SEAL, VALVE	48	48	24	-	72	48	24	24	120	96	72	48
1.8330	8929126	INSERT, EXHAUST VALVE STD.	12	12	-	-	24	24	12	12	48	48	24	12
1.8330	8929127	INSERT, INTAKE VALVE STD.	12	12	-	-	24	24	12	12	48	48	24	12
1.8340	8929415	SPRING, EXHAUST VALVE	12	6	-	-	24	12	12		36	24	12	12
1.8360	8929076	SEAT, EXH. VALVE SPRING	12	12	6	-	24	12	12	-	36	24	12	12
1.8365	8929105	ROTATOR, VALVE	12	12	6	-	24	24	12		36	24	12	12
1.8370	8929573	LOCK, EXH. VALVE SPRING	48	48	32	24	96	48	24	12	144	120	96	48
1.8455	23516322	GASKET, ROCKER COVER	3	3	2	1	6	4	3	1	12	10	8	4
1.8455	8929803	GASKET, ROCKER COVER INTERMEDIATE	3	3	2	1	6	4	3	1	12	10	8	4
1.8461	8929255	ISOLATOR, ROCKER COVER	4	4	2	2	8	8	4	4	12	12	8	4
1.8461	8929559	ISOLATOR, ROCKER COVER	4	4	2	2	8	8	4	4	12	12	8	4
2.1001	#	INJ. ASM.	6	6	3	-	12	6	6	3	18	12	6	6
2.1002	5234934	SOLENOID SERVICE KIT	6	6	3	-	8	6	4	2	10	8	6	4
2.1040	5234699	RING, SEAL INJ. (LOWER)	12	12	6	6	24	24	12	8	48	36	24	12

#SEE ENGINE EQUIPMENT RECORD FOR YOUR REQUIREMENTS.

SERIES 60 BASIC ENGINE SPARE PARTS LIST

MPC GROUP	PART NUMBER	DESCRIPTION	1 - 10 ENGINES				10 - 24 ENGINES				25 + ENGINES			
			(6 0 0 0)	4 0 0 0	3 0 0 0	2 0 0 0	6 0 0 0	4 0 0 0	3 0 0 0	2 0 0 0	6 0 0 0	4 0 0 0	3 0 0 0	2 0 0 0
2.1040	5234702	RING, SEALINJ. (UPPER)	12	12	6	6	24	24	12	8	48	36	24	12
2.1270	8929021	WASHER, INJ. CLAMP BOLT	6	6	3	3	10	8	6	4	24	12	8	6
2.1270	8929393	BOLT, INJ. CLAMP	4	4	2	-	6	4	3	2	8	6	4	2
2.1501	R3513553	MODULE, ELEC. CONT. (DDEC III)									1	1	-	-
2.1501	R7570049	MODULE, ELEC. CONT. 6 CYL. (DDEC II)									1	1	-	-
2.1515	23503631	POTENTIOMETER, ELEC. FOOT PEDAL	2	2	1	-	4	3	2	-	6	4	3	-
2.1520	23504641	SEAL, FUEL FITTING BLOCK	4	4	3	2	8	6	4	2	12	10	8	6
2.1520	23504640	BLOCK FITTING, CLR END PLATE (DDEC II)	1	1	-	-	3	2	1	-	4	3	2	1
2.1520	23514201	BLOCK FUEL FITTING (DDEC III)	1	1	-	-	3	2	1	-	4	3	2	1
2.1600	23511176	SENSOR, OIL PRESSURE	1	1	1	-	2	2	1	1	4	3	2	1
2.1610	8929387	SENSOR, (SRS)	1	1	1	-	2	2	1	1	4	3	2	1
2.1620	8929388	SENSOR, (TRS)	1	1	1	-	2	2	1	1	4	3	2	1
2.1630	23515250	SENSOR ASM, AIR TEMP. (DDEC III)	2	2	1	-	4	2	1	-	6	4	2	1
2.1630	25036693	SENSOR, OIL, WATER, FUEL, AIR TEMP.	2	2	1	-	4	2	1	-	6	4	2	1
2.1665	23512881	SENSOR, COOLANT LEVEL 3/8-18 PTF DDEC III	1	1			2	2		-	3	3	2	1
2.1665	23503509	PROBE, COOLANT LEVEL SENSOR 3/8" NPT	1	1	-	-	2	2	-	-	3	3	2	1
2.1665	23512880	SENSOR, COOLANT LEVEL SENSOR 1/4-18 PTF DDEC III	1	1		-	2	2		-	3	3	2	1
2.1665	23503510	PROBE, COOLANT LEVEL SENSOR 1/4" NPT	1	1	-	-	2	2	-	-	3	3	2	1
2.1665	23505265	MODULE ASM., COOLANT LEVEL CONTROL	1	1	"		1	1		-	1	1		-
2.1665	23503508	HARNESS, COOLANT LEVEL MODULE									1	-	-	-

#SEE ENGINE EQUIPMENT RECORD FOR YOUR REQUIREMENTS.

SERIES 60 BASIC ENGINE SPARE PARTS LIST

MPC GROUP	PART NUMBER	DESCRIPTION	1 - 10 ENGINES				10 -24 ENGINES				25 +ENGINES			
			(6 0 0 0)	4 0 0 0	3 0 0 0	2 0 0 0	6 0 0 0	4 0 0 0	3 0 0 0	2 0 0 0	6 0 0 0	4 0 0 0	3 0 0 0	2 0 0 0
2.1665	23514708	# SENSOR ASM., COOLANT TEMP. 1 IN. BRS	1	1	.	.	2	2	1	-	4	3	2	1
2.1700	23513556	HARNES, EDU TO INJECTORS DDEC III	1	.	.	.	1	-	"	2	-	.	.	.
2.1700	8929469	HARNES, EDU TO INJECTORS (DDEC II)	1	.	.	.	1	.	-	2	-	-	.	.
2.1700	23513557	HARNES, EDU TO INJ. JAKE BRAKE (DDEC III)	1	-	-	-	1	"	.	2
2.1700	12114461	HARNES, EDU TO INJ. JAKE BRAKE DDEC II	1	-	-	.	1	-	-	2	-	-	.	.
2.1720	23513558	HARNES, ENG. SENSOR DDEC III	1	.	-	.	1	.	.	2
2.1720	8929468	HARNES, ENG. SENSOR TO DISC. DDEC II	1	.	.	.	1	.	.	2
2.2001	23507409	PUMP ASM., FUEL (GEAR CASE DRIVEN)	1	1	.	.	2	1	1	.	3	2	1	.
2.2001	23505245	PUMP ASM., FUEL (AIR COMPR. DRIVEN)	1	1	.	.	2	1	1	.	3	2	1	.
2.2007	5150193	GASKET, FUEL PUMP TO DRIVE ASM.	2	2	.	.	3	2	2	.	4	3	2	.
2.2007	23505248	GASKET, FUEL PUMP	2	2	.	.	3	2	2	.	4	3	2	.
2.2130	23506563	KIT, RELIEF VALVE (COMPR. & GEAR CASE DRIVEN FUEL PUMPS)	1	1	-	.	1	1	.	2	1	.	.	.
2.2230	8929479	COUPLING, FUEL PUMP DRIVE	1	1	.	.	2	2	.	3	2	1	.	.
2.2230	23505249	COUPLING, (AIR COMPR. DRVN F/P)	1	1	-	-	2	2	-	3	2	1	.	.
2.2292	8929480	HUB, FUEL PUMP DRIVE GEAR 1/2" HOLE	1	1	.	-	1	1	-	2	1	1	-	.
2.2292	8929787	HUB, FUEL PUMP DRIVE GEAR 5/8" HOLE	1	1	.	-	1	1	.	2	1	1	-	.
2.3010	23514654	ELEMENT, FUEL/WATER SEP.	5	3	2	2	10	6	4	4	15	10	5	5
2.3010	25014274	ELEMENT, FUEL STRAINER	25	15	10	5	50	30	25	15	75	60	35	25
2.3010	23512317	ELEMENT, FUEUWATER SEP.	10	5	5	3	15	10	8	4	25	15	10	5
2.3080	5148023	COVER, FUEL STRAINER	-	-	-	.	1	1	-	1	1	.	.	.

#SEE ENGINE EQUIPMENT RECORD FOR YOUR REQUIREMENTS.

SERIES 60 BASIC ENGINE SPARE PARTS LIST

MPC GROUP	PART NUMBER	DESCRIPTION	1 - 10 ENGINES				10-24 ENGINES				25 + ENGINES			
			(6 0)	4 0	3 0	2 0	6 0	4 0	3 0	2 0	6 0	4 0	3 0	2 0
		HOURS	(0 0)	4 0	3 0	2 0	6 0	4 0	3 0	2 0	6 0	4 0	3 0	2 0
2.3320	25014342	ELEMENT, FUEL FILTER	25	15	10	5	50	30	25	15	75	60	35	25
2.3390	5148171	COVER, FUEL FILTER	-	-	-	-	1	1	-	-	1	1	-	-
2.3590	23514049	FILTER ELEMENT (FUELPRO 380E)	10	5	5	3	15	10	8	4	20	15	10	5
3.3810	16070629	SENSOR, PRESSURE (TPS) DDEC II & DDEC III	1	1	—	—	1	1	-	-	1	1	-	-
3.5001	# TURBOCHARGER ASM.		-	-	-	-	1	1	-	-	1	1	-	-
3.5001	8929169	WASHER, TURBO TO EXH. MANIFOLD	4	4	-	-	4	4	-	-	4	4	-	-
3.5307	8929529	GASKET, TURBO EXH. INLET CONN.	2	2	-	-	2	2	-	-	2	2	-	-
3.5506	8929285	GASKET, TURBO OIL RETURN LINE	2	2	-	-	2	2	-	-	2	2	-	-
4.1001	23505886	PUMP ASM., OIL GEAR DRIVEN									1	1	-	-
4.1003	23501578	OVERHAUL KIT, OIL PUMP	1	1	-	-	2	2	-	-	3	3	-	-
4.1003	23511065	OVERHAUL KIT, OIL PUMP (RT SIDE ENG.)	1	1	-	-	2	2	-	-	3	3	-	-
4.1520	23505992	GASKET, OIL INLET TUBE TO PUMP	2	2	-	-	2	2	-	-	2	2	-	-
4.1520	8929344	GASKET, OIL PUMP INLET/OUTLET	2	2	-	-	2	2	-	-	2	2	-	-
4.1580	23505891	RING SEAL, OIL PUMP OUTLET	2	2	-	-	3	3	2	-	4	4	3	-
4.1580	23505892	RING SEAL, OIL PUMP INLET	2	2	-	-	3	3	2	-	4	4	3	-
4.1590	8929347	GASKET, O/P OUTLET PIPE TO BLOCK	2	2	-	-	2	2	-	-	2	2	-	-
4.1670	23512901	REGULATOR ASM., OIL PUMP	1	1	-	-	1	1	-	-	2	2	-	-
4.1690	5126327	SPRING, OIL PRESSURE REGULATOR	1	1	-	-	1	1	-	-	2	2	-	-
4.1700	8922740	VALVE, OIL PRESSURE REGULATOR	1	1	-	-	1	1	-	-	2	2	-	-
4.1730	5117269	GASKET, OIL PRESS. REG. BODY	2	2	-	-	2	2	-	-	4	4	-	-
4.2250	25011188	ELEMENT, OIL FILTER (BY-PASS)	10	8	6	4	20	16	10	8	24	20	16	12

#SEE ENGINE EQUIPMENT RECORD FOR YOUR REQUIREMENTS.

SERIES 60 BASIC ENGINE SPARE PARTS LIST

MPC GROUP	PART NUMBER	DESCRIPTION	1 - 10 ENGINES				10 - 24 ENGINES				25 + ENGINES			
			HOURS -	(6	4	3	2	6	4	3	2	6	4	3
			(0	0	0	0	0	0	0	0	0	0	0	0
			(0	0	0	0	0	0	0	0	0	0	0	0
			(0	0	0	0	0	0	0	0	0	0	0	0
4.2250	25010495	ELEMENT, OIL FILTER (FULL FLOW)	24	16	10	6	48	24	16	10	60	48	24	16
4.2250	25014505	ELEMENT, OIL FILTER (FULL FLOW)	24	16	10	6	48	24	16	10	60	48	24	16
4.2291	8929341	O-RING (OIL FILTER)	2	2	1	1	4	3	2	1	6	4	3	1
4.2291	8929342	O-RING (OIL FILTER ADAPTOR)	2	2	1	1	4	3	2	1	6	4	3	1
4.2291	23508392	RING SEAL RND OIL CLR / FLTR ADPT	2	2	-	-	4	4	3	-	6	6	4	2
4.2291	8929340	O-RING (BYPASS-FILTER)	2	2	1	1	4	3	2	1	6	4	3	1
4.2485	8929000	VALVE, OIL FILTER BY-PASS	1	1	-	-	1	1	-	-	2	2	1	-
4.2486	8929486	SPRING, OIL FILTER BY-PASS VALVE	1	1	-	-	1	1	-	-	2	2	1	-
4.4001	8547625	CORE ASM., OIL COOLER 11L	1	1	-	-	1	1	-	-	2	1	1	-
4.4001	8547626	CORE ASM., OIL COOLER 12L	1	1	-	-	1	1	-	-	2	1	1	-
4.4001	52454595	CORE ASM., OIL CLR, 6 PLT, 11L	1	1	-	-	1	1	-	-	2	2	1	-
4.4001	52458196	CORE, OIL CLR, 9 PLT, 12L	1	1	-	-	1	1	-	-	2	2	1	-
4.4001	52458839	CORE, OIL CLR, 7 PLT, 11L	1	1	-	-	1	1	-	-	2	2	1	-
4.4030	8929348	GASKET, O/C CORE INNER	1	1	-	-	2	2	1	-	4	3	2	-
4.4030	23506247	GASKET, OIL COOLER HSG. TO CORE	1	1	-	-	2	2	1	-	4	3	2	-
4.4040	8929280	RING, OIL COOLER HOUSING	2	2	-	-	4	4	2	-	6	6	4	2
4.4050	23508968	HOUSING ASM, OIL COOLER									1	1	-	-
4.4050	23507126	HOUSING ASM., OIL COOLER									1	1	-	-
4.4055	8929289	RING SEAL, COOLER HSG. TO BLOCK	4	4	2	-	6	6	4	-	8	8	6	4
4.4112	23505902	RING SEAL, BYPASS FILTER ADAPTOR	2	2	-	-	4	4	3	-	6	6	4	2
4.4150	23506684	SPRING, COMP. LUBE OIL FILTER	1	1	-	-	1	1	-	-	2	2	1	-
4.5080	8929302	GASKET, OIL FILLER COVER	1	1	-	-	1	1	-	-	2	2	-	-

#SEE ENGINE EQUIPMENT RECORD FOR YOUR REQUIREMENTS.

SERIES 60 BASIC ENGINE SPARE PARTS LIST

MPC GROUP	PART NUMBER	DESCRIPTION	1 - 10 ENGINES				10 - 24 ENGINES				25 + ENGINES			
			(6 0 0 0)	4 0 0 0	3 0 0 0	2 0 0 0	6 0 0 0	4 0 0 0	3 0 0 0	2 0 0 0	6 0 0 0	4 0 0 0	3 0 0 0	2 0 0 0
HOURS														
4.7001	23505027	SPACER, OIL PAN	4	4	3	-	6	6	4	-	10	8	6	-
4.7001	23505026	ISOLATOR, OIL PAN	4	4	3	-	6	6	4	-	10	8	6	-
4.7030	8929102	GASKET, PAN TO BLOCK	2	2	1	-	4	3	2	-	6	4	3	-
4.8060	5101760	ELEMENT, BREATHER PAD	1	1	1	-	2	2	1	1	3	2	1	1
5.1001	23514989	PUMP ASM., FRESH WATER	1	1	-	-	1	1	-	-	1	1	-	-
5.1001	23516524	PUMP ASM., WATER	1	1	-	-	1	1	-	-	1	1	-	-
5.1001	8929158	SEAL RING, WATER PUMP BODY	2	2	-	-	2	2	-	-	2	2	-	-
5.1001	23505025	SEAL RING, WATER PUMP BODY (SQ.CUT)	2	2	-	-	2	2	-	-	2	2	-	-
5.1002	23509105	KIT, W/P RECOND. (W/SQ. CUT SEAL)	2	2	1	-	4	3	2	-	6	4	3	1
5.1236	8929510	SEAL RING, WATER PUMP COVER	2	2	-	-	3	2	1	-	4	2	2	1
5.1236	23505024	SEAL RING, W/P CVR (SQ. CUT)	2	2	-	-	3	2	1	-	4	2	2	1
5.2050	8929878	THERMOSTAT ASM., 190 DEGREE	4	4	2	2	6	6	4	2	10	8	6	2
5.2060	5132155	SEAL, THERMOSTAT	1	1	-	-	2	2	-	-	4	4	2	-
5.3401	8929724	HOSE, WATER PUMP TO OIL COOLER	1	1	-	-	2	2	1	-	3	3	2	1
5.3401	23506325	HOSE, 2.75x2.50 LG. (SILICONE)	1	1	-	-	2	2	1	-	3	3	2	1
5.4111	8929820	BEARING, FAN SPINDLE ROLLER	-	-	-	-	1	1	-	-	2	2	1	-
5.4111	8929530	BEARING, FAN SPINDLE BALL	-	-	-	-	1	1	-	-	2	2	1	-
5.4160	8929213	SEAL, FAN SPINDLE	1	1	-	-	2	2	-	-	4	4	2	-
5.7020	23507545	ELEMENT, WATER	1	1	-	-	1	1	-	-	1	1	-	-
5.7034	23507190	VALVE ASM., COOLANT FILTER RELIEF	-	-	-	-	-	-	-	-	1	1	-	-
6.1010	23511666	GASKET, EXHAUST MANIFOLD	4	4	-	-	8	8	-	-	12	12	8	-
7.4447	8929130	GASKET, TACH. DR. COVER	2	2	-	-	4	4	-	-	4	4	-	-

#SEE ENGINE EQUIPMENT RECORD FOR YOUR REQUIREMENTS.

SERIES 60 BASIC ENGINE SPARE PARTS LIST

MPC GROUP	PART NUMBER	DESCRIPTION	1 - 10 ENGINES			10 --24 ENGINES				25 + ENGINES			
			HOURS	(6	4	3 2	6	4	3	2	6	4	3
			(0	0	00	0	0	0	0	0	0	0	0
			(0	0	00	0	0	0	0	0	0	0	0
			(0	0	00	0	0	0	0	0	0	0	0
12.4039	23515145	GASKET, AIR COMPR. DR. HOUSING	2	2	1	3	2	1	-	4	4	3	1
12.4039	8929299	GASKET, POWER STEERING COVER	2	2	1 1	3	2	1	1	4	4	3	1
12.4040	8929721	HUB, AIR COMPRESSOR	1	-	-	1	-	-	-	1	-	-	-

**** **NOTE: CHECK ENGINE OPTION PLATE AND PARTS BOOK FOR ENGINE REQUIREMENTS.** ****

#SEE ENGINE EQUIPMENT RECORD FOR YOUR REQUIREMENTS.

DETROIT DIESEL

CORPORATION

13400 Outer Drive, West / Detroit, Michigan 48239-4001
Telephone: 313-592-5000
FAX: 313-592-7288



BDC for engine manuals and specs
<https://barringtondieselclub.co.za/>

