



DD15™ Fuel System Technician's Guide

NUMBER: 08 FSTG-5 **S.M. REF.:** listed in Table 1 **ENGINE:** DD15 **DATE:** June 2008

SUBJECT: REMOVAL AND INSTALLATION OF THE PRESSURE LIMITING VALVE

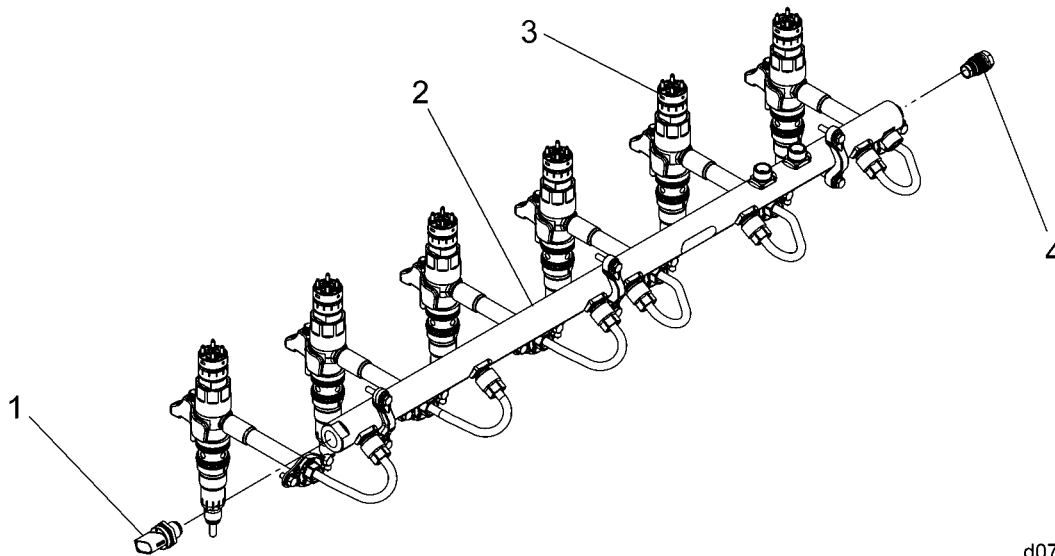
PUBLICATION: DDC-SVC-MAN-0037

Two new sections have been added to the *DD15 Fuel System Technician's Guide* as listed in Table 1.

New Section	Topic
Section 34.9.5	Removal of Pressure limiting Valve
Refer to section 34.9.6	Installation/Replacement of Pressure Limiting Valve

Table 1 New Sections in the DD15 Fuel System Technician's Guide

34.9.5 REMOVAL OF PRESSURE LIMITING VALVE





d070040

1. Fuel Rail Pressure Sensor
2. Fuel Rail

3. Injector
4. Pressure Limiting Valve

Remove as follows:

 WARNING: PRESSURIZED FUEL
To avoid injury to eye or face, wear a face shield or goggles when conducting a pressure test.
 WARNING: PERSONAL INJURY
To prevent the escape of high pressure fuel that can penetrate skin, ensure the engine has been shut down for a minimum of 10 minutes before servicing any component within the high pressure circuit. Residual high fuel pressure may be present within the circuit.

1. Place a small container below the Pressure Limiting Valve to catch escaping fuel.
2. Clean the Pressure Limiting Valve and surrounding area.

3. Using a socket and a ratchet, remove the Pressure Limiting Valve from the rear end of the Fuel Rail.

34.9.6 INSTALLATION/REPLACEMENT OF PRESSURE LIMITING VALVE

Install or replace as follows:

1. Lubricate the threads and O-ring of the new Pressure Limiting Valve with clean fuel.
2. Install the Pressure Limiting Valve and torque to 95-105 N·m (70-77 ft·lb).
3. Prime fuel system using fuel priming valve or hand primer. Refer to section 6.5, "Fuel System Priming."
4. Reset Pressure Limiting Valve counter, refer to section 6.3, "Resetting the Pressure Limiting Valve Counter." Start the engine. Check for leaks.

ADDITIONAL SERVICE INFORMATION

Additional service information is available in the Detroit Diesel *DD15 Fuel System Technician's Guide*, (DDC-SVC-MAN-0037). The next revision to this manual will include the revised information.

DETROIT DIESEL
CORPORATION



13400 Outer Drive, West / Detroit, Michigan 48239-4001
Telephone: 313-592-5000
www.detroitdiesel.com