



DD15™ Service Information

NUMBER: 08 DD15-8 **S.M. REF.:** 1.7.1.1 **ENGINE:** DD15 **DATE:** August 2008

SUBJECT: POLY-V-BELT INSPECTION

PUBLICATION: DDC-SVC-MAN-0002

The inspection procedure for the Poly-v-Belts has been revised.

1.7.1.1 INSPECTION OF THE POLY-V-BELTS

Inspect as follows:

1. Inspect the belt contact surfaces for chips, flaking, cracks and discoloration.

ABRASION



d130019

CHUNK-OUT



d130020

IMPROPER INSTALL



d130021

CRACKING




d130022

PILLING



d130023

UNEVEN RIB WEAR



d130024

MISALIGNMENT



d130025

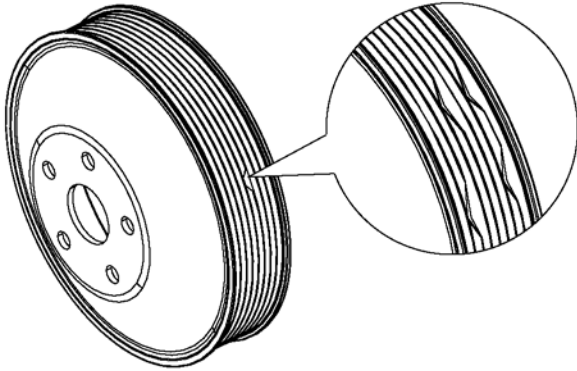
GRAVEL PENETRATION



d130026

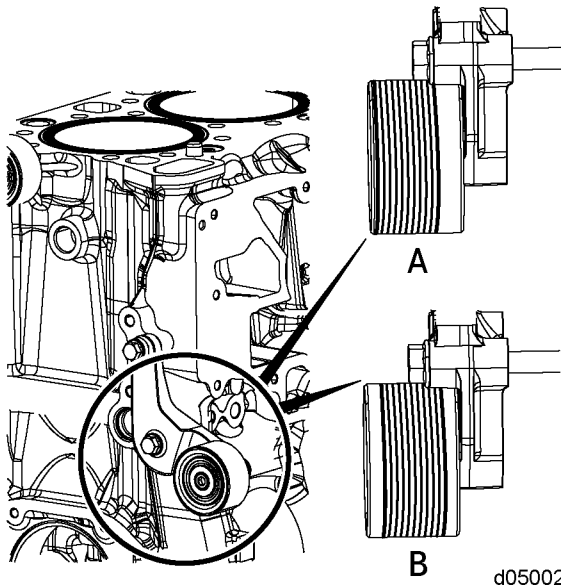
2. Inspect the bearings in the idler pulleys and accessories by rotating the pulleys to look for bearing slop or choppy feeling bearings.
3. Inspect the springs on the tensioner. If the rubber is damaged or if the spring is damaged, change the assembly.

4. Inspect the pulleys for damage and excessive wear. If pulleys or the belts are damaged, change the damaged pulley and the belt.



d130027

5. Check belt wear pattern on all idler pulleys.
 - [a] If pattern is incorrect (A), change the pulley and bracket assembly.
 - [b] If pattern is correct (B), idler and bracket can be reused.



d050022

ADDITIONAL SERVICE INFORMATION

Additional service information is available in the Detroit Diesel *DD15 Workshop Manual*, DDC-SVC-MAN-0002. The next revision to this manual will include the revised information.

DETROIT DIESEL
CORPORATION



13400 Outer Drive, West / Detroit, Michigan 48239-4001
Telephone: 313-592-5000
www.detroitdiesel.com

