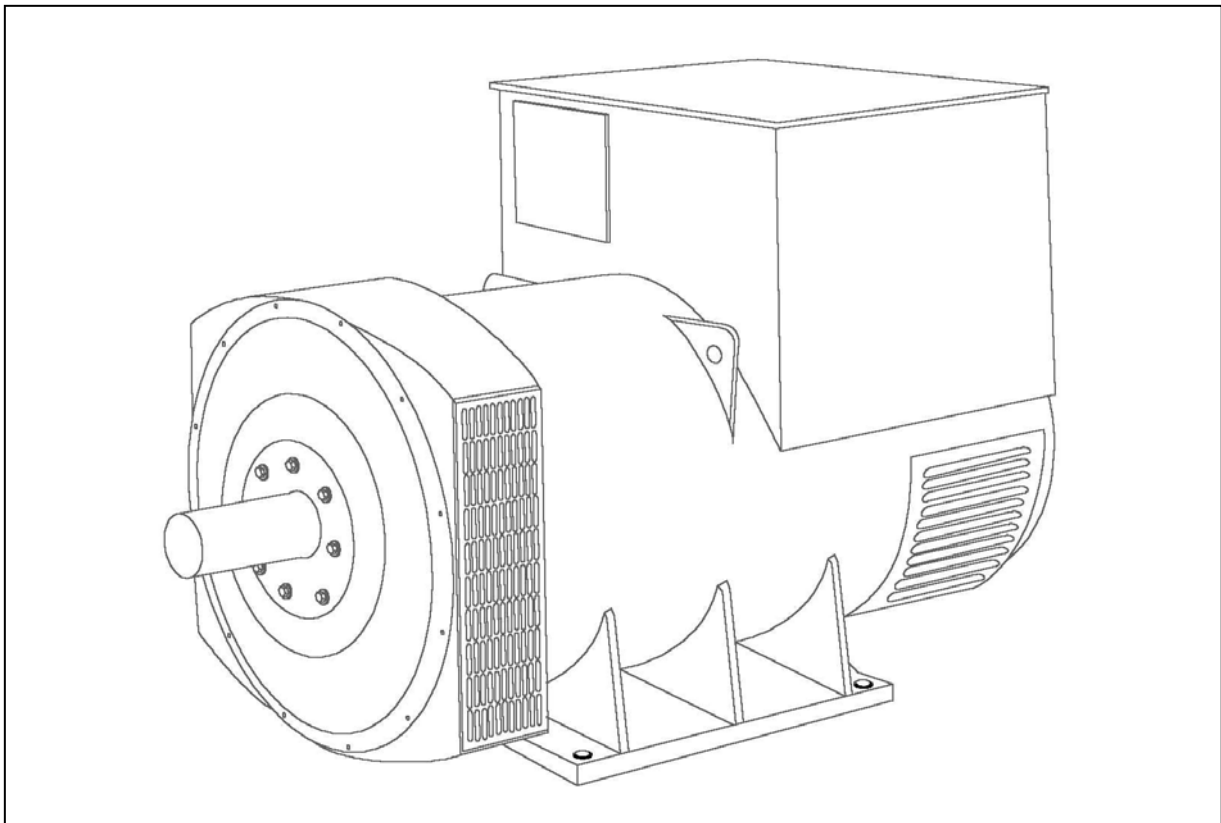


STAMFORD[®]

RATINGS BOOK



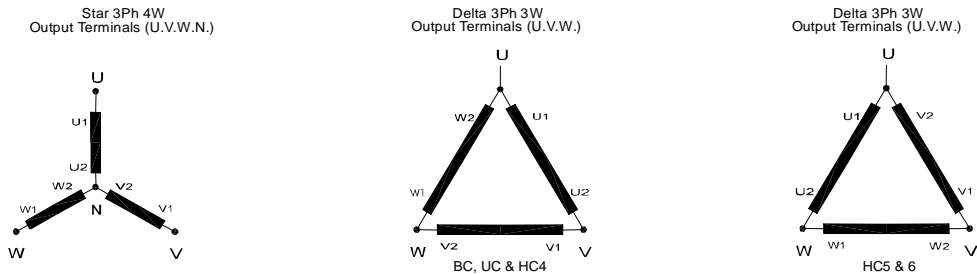
Please be advised that the ratings contained in this publication are for machines manufactured in Stamford, UK only, and were accurate at the time of going to print. Product ratings can and do vary as improvements and changes are constantly made to our products. Users are advised to verify all ratings, that are critical, with our Marketing Department.

RATINGS BOOK GLOSSARY

Winding configurations and winding numbers

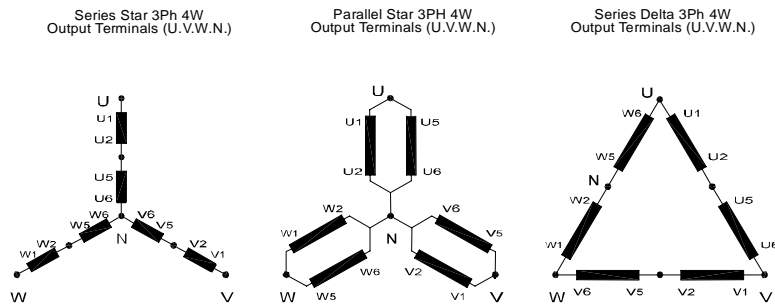
6 Lead Reconnectable

Windings such as 312, 07, 13, 26 and 28 have 6 exit leads brought into the terminal box, and hence may only be configured for star and delta series connections.

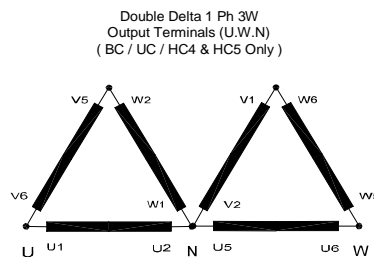


12 Lead Reconnectable

Windings such as 311, 14, 17, 25 and 27 have 12 exit leads brought into the terminal box and hence may be configured for series star, series delta or parallel star.

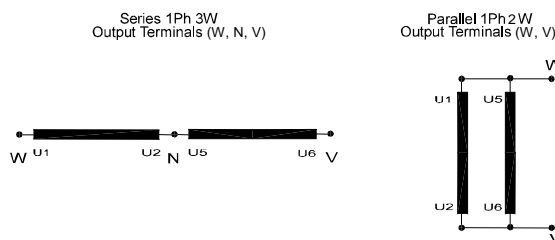


It is also possible to connect 12 lead windings for single phase operation in the double delta configuration.



4 Lead Dedicated

Windings such as 05 and 06 are specifically designed for single phase operation, and cannot be re-connected for three phase supply.



Rating definitions

All ratings are based on altitude up to 1000 metres above sea level.

BASE CONTINUOUS RATING

Also known as BASIC CONTINUOUS - BR (ISO 8528-3) or Continuous Running Duty - Duty type S1 (EN 60034-1, IEC34-1 AND BS4999 part 101) or Continuous Duty (NEMA MG1-22).

As the title suggests the generator is capable of supporting the specified kVA rating at the specified ambient and power factor for continuous use without over stressing the insulation system.

PEAK STANDBY RATING (40°C ambient temperature)

This rating is defined in ISO 8528-3 as PEAK CONTINUOUS PR it equates to S10 (rating with discrete constant loads) in EN60034-1 and STANDBY RATING in NEMA MG1-22.

Here the class H temperature rise is allowed to increase above the BASE continuous rating.

The result is an increased rating at the expense of reducing the lifetime of the generator by between 2 to 6 times. Peak standby continuous rating offers an economical sizing for emergency back up power supplies.

PEAK STANDBY RATING (27°C ambient temperature)

EN 60034-1 states that with the customer's prior agreement an increase in rating may be made to account for a decrease in ambient temperature.

The ratings quoted at 27°C ambient allow for an increased temperature rise to bring the operating temperature of the generator to the same level as seen at 40°C ambient as above.

Winding Numbers Used on Stamford AC Generators

Windings for Stamford ac generators may be selected to give voltages for different connections as this table:-

WINDING NUMBER	EXIT LEADS	50Hz					60Hz				
		SERIES STAR (3 PHASE)	PARALLEL STAR (3 PHASE)	SERIES DELTA (3 PHASE)	DOUBLE DELTA (1 PHASE)	OTHER (1 PHASE)	SERIES STAR (3 PHASE)	PARALLEL STAR (3 PHASE)	SERIES DELTA (3 PHASE)	DOUBLE DELTA (1 PHASE)	OTHER (1 PHASE)
05 *	4					220-240					
06 *	4										220-240
07	6						600		346		
13	6						380-416		220-240		
14	12						380-416	190-208	220-240		
17	12						600	300	346		
25	12	660 - 690	330 - 345	380 - 400							
26	6	660 - 690		380 - 400							
27	12						660 - 690	330 - 345	380 - 400		
28	6						660 - 690		380 - 400		
71 **	12	380-440	190-220	220-254	220-240		416-480	208-240	240-277	220-240	
311	12	380-440	190-220	220-254	220-240		416-480	208-240	240-277	220-240	
312	6	380-440		220-254			416-480		240-277		

* Windings 05 & 06 provide a higher rating for single phase supply than can be achieved from re-connectable windings.

** Winding 71 can only be supplied on BC 184 generators, an auxiliary winding is incorporated for use with AS440 AVR.

INDEX

CONTROL SYSTEM	APPLICATION	POLES	FREQUENCY (Hz)	AMBIENT TEMP	TEMP RISE	PAGE
AVR	INDUSTRIAL	2	50	40	105(F) BASE	4
AVR	INDUSTRIAL	2	50	40	125(H) BASE	5
AVR	INDUSTRIAL	2	60	40	105(F) BASE	6
AVR	INDUSTRIAL	2	60	40	125(H) BASE	7
AVR	INDUSTRIAL	4	50	40	105(F) BASE	8
AVR	INDUSTRIAL	4	50	40	125(H) BASE	11
AVR	INDUSTRIAL	4	50	40	150(H) PEAK	14
AVR	INDUSTRIAL	4	50	27	163(H) PEAK	16
AVR	INDUSTRIAL	4	60	40	105(F) BASE	18
AVR	INDUSTRIAL	4	60	40	125(H) BASE	22
AVR	INDUSTRIAL	4	60	40	150(H) PEAK	26
AVR	INDUSTRIAL	4	60	27	163(H) PEAK	28
AVR	INDUSTRIAL	6	50	40	105(F) BASE	30
AVR	INDUSTRIAL	6	50	40	125(H) BASE	30
AVR	INDUSTRIAL	6	50	40	150(H) PEAK	31
AVR	INDUSTRIAL	6	50	27	163(H) PEAK	31
AVR	INDUSTRIAL	6	60	40	105(F) BASE	32
AVR	INDUSTRIAL	6	60	40	125(H) BASE	32
AVR	INDUSTRIAL	6	60	40	150(H) PEAK	33
AVR	INDUSTRIAL	6	60	27	163(H) PEAK	33
AVR	MARINE	4	50	50	70 (B) BASE	34
AVR	MARINE	4	50	50	90 (F) BASE	35
AVR	MARINE	4	50	50	110 (H) BASE	36
AVR	MARINE	4	60	50	70 (B) BASE	37
AVR	MARINE	4	60	50	90 (F) BASE	38
AVR	MARINE	4	60	50	110 (H) BASE	39
AVR	MARINE	6	50	50	70 (B) BASE	40
AVR	MARINE	6	50	50	90 (F) BASE	40
AVR	MARINE	6	50	50	110 (H) BASE	41
AVR	MARINE	6	60	50	70 (B) BASE	42
AVR	MARINE	6	60	50	90 (F) BASE	42
AVR	MARINE	6	60	50	110 (H) BASE	43
TRANSFORMER	INDUSTRIAL	4	50	40	BASE	44
TRANSFORMER	INDUSTRIAL	4	60	40	BASE	45

In addition to the indexes above, the pages in this book are marked in the bottom corner of each page with the following codes for ease of recognition.

The top corner of each page is marked with the frequency and number of poles.

- B** Base rating with class "B" temperature rise.
- F** Base rating with class "F" temperature rise.
- H** Base rating with class "H" temperature rise.
- SB 40** Peak rating based on 40°C ambient temperature.
- SB 27** Peak rating based on 27°C ambient temperature.
- T** Transformer controlled generators - not thermally rated.

AVR CONTROLLED
40°C AMBIENT TEMPERATURE
CLASS "F" TEMP RISE 105°C
(BASE CONTINUOUS RATING)

INDUSTRIAL
50 Hz
2 Pole

	3 PHASE (12 WIRE)				1 PHASE (12 WIRE)											
	0.8		0.8		0.8		0.8		0.8		1.0		1.0		1.0	
POWER FACTOR	0.8		0.8		0.8		0.8		0.8		1.0		1.0		1.0	
VOLTS :																
SERIES STAR	380 - 415		440													
PARALLEL STAR	190 - 208		220													
SERIES DELTA	220 - 240		254													
DOUBLE DELTA					220		230		240		220		230		240	
WINDING NO.	311		311		311		311		311		311		311		311	
	kVA	kW	kVA	kW	kVA	kW	kVA	kW	kVA	kW	kVA	kW	kVA	kW	kVA	kW
BCI 162D	11.5	9.2	11.0	8.8	7.0	5.6	7.0	5.6	7.0	5.6	7.0	5.6	7.0	5.6	7.0	5.6
BCI 162E	13.8	11.0	13.3	10.6	8.3	6.6	8.3	6.6	8.3	6.6	8.3	6.6	8.3	6.6	8.3	6.6
BCI 162F	16.0	12.8	15.1	12.1	9.6	7.7	9.6	7.7	9.6	7.7	9.6	7.7	9.6	7.7	9.6	7.7
BCI 162G	23.0	18.4	20.6	16.5	13.8	11.0	13.8	11.0	13.8	11.0	13.8	11.0	13.8	11.0	13.8	11.0
BCI 182H	25.6	20.5	24.8	19.8	15.4	12.3	15.4	12.3	15.4	12.3	15.4	12.3	15.4	12.3	15.4	12.3
BCI 182J	29.3	23.4	28.3	22.6	17.6	14.1	17.6	14.1	17.6	14.1	17.6	14.1	17.6	14.1	17.6	14.1
BCI 182K	34.5	27.6	26.5	21.2	20.7	16.6	20.7	16.6	20.7	16.6	20.7	16.6	20.7	16.6	20.7	16.6
BCAI 162D	11.5	9.2	11.0	8.8	7.0	5.6	7.0	5.6	7.0	5.6	7.0	5.6	7.0	5.6	7.0	5.6
BCAI 162E	13.8	11.0	13.3	10.6	8.3	6.6	8.3	6.6	8.3	6.6	8.3	6.6	8.3	6.6	8.3	6.6
BCAI 162F	16.0	12.8	15.1	12.1	9.6	7.7	9.6	7.7	9.6	7.7	9.6	7.7	9.6	7.7	9.6	7.7
BCAI 162G	20.3	16.2	18.4	14.7	12.0	9.6	12.0	9.6	12.0	9.6	12.0	9.6	12.0	9.6	12.0	9.6
BCAI 162J	27.5	22.0	25.8	20.6	16.5	13.2	16.5	13.2	16.5	13.2	16.5	13.2	16.5	13.2	16.5	13.2
BCAI 162L	38.0	30.4	35.0	28.0	22.8	18.2	22.8	18.2	22.8	18.2	22.8	18.2	22.8	18.2	22.8	18.2

AVR CONTROLLED
40°C AMBIENT TEMPERATURE
CLASS "F" TEMP RISE 105°C
(BASE CONTINUOUS RATING)

INDUSTRIAL
50 Hz
2 Pole

	1 PHASE (DEDICATED)											
	0.8		0.8		0.8		1.0		1.0		1.0	
POWER FACTOR	0.8		0.8		0.8		1.0		1.0		1.0	
VOLTS :	220		230		240		220		230		240	
WINDING NO.	05		05		05		05		05		05	
	kVA	kW	kVA	kW	kVA	kW	kVA	kW	kVA	kW	kVA	kW
BCI 162D	7.5	6.0	7.5	6.0	7.5	6.0	8.6	8.6	8.6	8.6	9.0	9.0
BCI 162E	9.0	7.2	9.0	7.2	9.0	7.2	10.4	10.4	10.4	10.4	10.8	10.8
BCI 162F	10.6	8.5	10.6	8.5	10.6	8.5	12.2	12.2	12.2	12.2	13.0	13.0
BCI 162G	15.0	12.0	15.0	12.0	15.0	12.0	15.7	15.7	16.6	16.6	17.3	17.3
BCI 182H	18.0	14.4	18.0	14.4	18.0	14.4	18.0	18.0	18.0	18.0	18.0	18.0
BCI 182J	21.2	17.0	21.2	17.0	21.2	17.0	21.2	21.2	21.2	21.2	21.2	21.2
BCI 182K	22.5	18.0	22.5	18.0	22.5	18.0	22.5	22.5	22.5	22.5	22.5	22.5
BCAI 162D	7.5	6.0	7.5	6.0	7.5	6.0	8.6	8.6	8.6	8.6	9.0	9.0
BCAI 162E	9.0	7.2	9.0	7.2	9.0	7.2	10.4	10.4	10.4	10.4	10.8	10.8
BCAI 162F	10.6	8.5	10.6	8.5	10.6	8.5	12.2	12.2	12.2	12.2	13.0	13.0
BCAI 162G	15.0	12.0	15.0	12.0	15.0	12.0	15.7	15.7	16.6	16.6	17.3	17.3
BCAI 162J	19.0	15.2	19.0	15.2	19.0	15.2	20.8	20.8	20.8	20.8	21.6	21.6
BCAI 162L	25.5	20.4	25.5	20.4	25.5	20.4	28.0	28.0	28.0	28.0	28.0	28.0

105 / 40

CLASS
F
TEMP RISE

AVR CONTROLLED
40°C AMBIENT TEMPERATURE
CLASS "H" TEMP RISE 125°C
(BASE CONTINUOUS RATING)

INDUSTRIAL
50 Hz
2 Pole

	3 PHASE (12 WIRE)				1 PHASE (12 WIRE)											
	0.8		0.8		0.8		0.8		0.8		1.0		1.0		1.0	
POWER FACTOR	0.8		0.8		0.8		0.8		0.8		1.0		1.0		1.0	
VOLTS :																
SERIES STAR	380 - 415		440													
PARALLEL STAR	190 - 208		220													
SERIES DELTA	220 - 240		254													
DOUBLE DELTA					220		230		240		220		230		240	
WINDING NO.	311		311		311		311		311		311		311		311	
	kVA	kW	kVA	kW	kVA	kW	kVA	kW	kVA	kW	kVA	kW	kVA	kW	kVA	kW
BCI 162D	12.5	10.0	12.0	9.6	7.5	6.0	7.5	6.0	7.5	6.0	7.5	6.0	7.5	6.0	7.5	6.0
BCI 162E	15.0	12.0	14.5	11.6	9.0	7.2	9.0	7.2	9.0	7.2	9.0	7.2	9.0	7.2	9.0	7.2
BCI 162F	17.5	14.0	16.5	13.2	10.5	8.4	10.5	8.4	10.5	8.4	10.5	8.4	10.5	8.4	10.5	8.4
BCI 162G	25.0	20.0	22.5	18.0	15.0	12.0	15.0	12.0	15.0	12.0	15.0	12.0	15.0	12.0	15.0	12.0
BCI 182H	28.0	22.4	27.0	21.6	16.8	13.4	16.8	13.4	16.8	13.4	16.8	13.4	16.8	13.4	16.8	13.4
BCI 182J	32.0	25.6	30.8	24.6	19.2	15.4	19.2	15.4	19.2	15.4	19.2	15.4	19.2	15.4	19.2	15.4
BCI 182K	37.5	30.0	35.0	28.0	22.5	18.0	22.5	18.0	22.5	18.0	22.5	18.0	22.5	18.0	22.5	18.0
BCAI 162D	12.5	10.0	12.0	9.6	7.5	6.0	7.5	6.0	7.5	6.0	7.5	6.0	7.5	6.0	7.5	6.0
BCAI 162E	15.0	12.0	14.5	11.6	9.0	7.2	9.0	7.2	9.0	7.2	9.0	7.2	9.0	7.2	9.0	7.2
BCAI 162F	17.5	14.0	16.5	13.2	10.5	8.4	10.5	8.4	10.5	8.4	10.5	8.4	10.5	8.4	10.5	8.4
BCAI 162G	22.0	17.6	20.0	16.0	13.2	10.6	13.2	10.6	13.2	10.6	13.2	10.6	13.2	10.6	13.2	10.6
BCAI 162J	30.0	24.0	28.0	22.4	18.0	14.4	18.0	14.4	18.0	14.4	18.0	14.4	18.0	14.4	18.0	14.4
BCAI 162L	40.0	32.0	37.0	29.6	24.0	19.2	24.0	19.2	24.0	19.2	24.0	19.2	24.0	19.2	24.0	19.2

AVR CONTROLLED
40°C AMBIENT TEMPERATURE
CLASS "H" TEMP RISE 125°C
(BASE CONTINUOUS RATING)

INDUSTRIAL
50 Hz
2 Pole

	1 PHASE (DEDICATED)											
	0.8		0.8		0.8		1.0		1.0		1.0	
POWER FACTOR	0.8		0.8		0.8		1.0		1.0		1.0	
VOLTS :	220		230		240		220		230		240	
WINDING NO.	05		05		05		05		05		05	
	kVA	kW	kVA	kW	kVA	kW	kVA	kW	kVA	kW	kVA	kW
BCI 162D	8.4	6.7	8.4	6.7	8.4	6.7	9.6	9.6	9.6	9.6	10.0	10.0
BCI 162E	10.0	8.0	10.0	8.0	10.0	8.0	11.5	11.5	11.5	11.5	12.0	12.0
BCI 162F	11.8	9.4	11.8	9.4	11.8	9.4	13.5	13.5	13.5	13.5	14.5	14.5
BCI 162G	16.8	13.4	16.8	13.4	16.8	13.4	17.5	17.5	18.5	18.5	19.3	19.3
BCI 182H	20.0	16.0	20.0	16.0	20.0	16.0	20.0	20.0	20.0	20.0	20.0	20.0
BCI 182J	23.5	18.8	23.5	18.8	23.5	18.8	23.5	23.5	23.5	23.5	23.5	23.5
BCI 182K	25.0	20.0	25.0	20.0	25.0	20.0	25.0	25.0	25.0	25.0	25.0	25.0
BCAI 162D	8.4	6.7	8.4	6.7	8.4	6.7	9.6	9.6	9.6	9.6	10.0	10.0
BCAI 162E	10.0	8.0	10.0	8.0	10.0	8.0	11.5	11.5	11.5	11.5	12.0	12.0
BCAI 162F	11.8	9.4	11.8	9.4	11.8	9.4	13.5	13.5	13.5	13.5	14.5	14.5
BCAI 162G	16.8	13.4	16.8	13.4	16.8	13.4	17.5	17.5	18.5	18.5	19.3	19.3
BCAI 162J	21.0	16.8	21.0	16.8	21.0	16.8	24.0	24.0	24.0	24.0	25.0	25.0
BCAI 162L	27.0	21.6	27.0	21.6	27.0	21.6	30.0	30.0	30.0	30.0	30.0	30.0

125 / 40



AVR CONTROLLED
40°C AMBIENT TEMPERATURE
CLASS "F" TEMP RISE 105°C
(BASE CONTINUOUS RATING)

INDUSTRIAL
60 Hz
2 Pole

	3 PHASE (12 WIRE)				1 PHASE (12 WIRE)											
	0.8		0.8		0.8		0.8		0.8		1.0		1.0		1.0	
POWER FACTOR	0.8		0.8		0.8		0.8		0.8		1.0		1.0		1.0	
VOLTS :																
SERIES STAR	416		440 - 480													
PARALLEL STAR	208		220 - 240													
SERIES DELTA	240		254 - 277													
DOUBLE DELTA					220		230		240		220		230		240	
WINDING NO.	311		311		311		311		311		311		311		311	
	kVA	kW	kVA	kW	kVA	kW	kVA	kW	kVA	kW	kVA	kW	kVA	kW	kVA	kW
BCI 162D	13.6	10.9	14.4	11.5	7.5	6.0	7.8	6.2	8.2	6.6	7.5	7.5	7.8	7.8	8.2	8.2
BCI 162E	16.3	13.0	17.3	13.8	9.0	7.2	9.4	7.5	9.8	7.8	9.0	9.0	9.4	9.4	9.8	9.8
BCI 162F	18.8	15.0	20.0	16.0	10.6	8.5	10.8	8.6	11.3	9.0	10.6	10.6	10.8	10.8	11.3	11.3
BCI 162G	27.0	21.6	28.6	22.9	14.8	11.8	15.5	12.4	16.2	13.0	14.8	14.8	15.5	15.5	16.2	16.2
BCI 182H	30.3	24.2	32.0	25.6	16.7	13.4	17.4	13.9	18.2	14.6	16.7	16.7	17.4	17.4	18.2	18.2
BCI 182J	34.6	27.7	36.6	29.3	19.0	15.2	19.9	15.9	20.8	16.6	19.0	19.0	19.9	19.9	20.8	20.8
BCI 182K	40.6	32.5	43.1	34.5	22.3	17.8	23.4	18.7	24.4	19.5	22.3	22.3	23.4	23.4	24.4	24.4
BCAI 162D	13.6	10.9	14.4	11.5	7.5	6.0	7.8	6.2	8.2	6.6	7.5	7.5	7.8	7.8	8.2	8.2
BCAI 162E	16.3	13.0	17.3	13.8	9.0	7.2	9.4	7.5	9.8	7.8	9.0	9.0	9.4	9.4	9.8	9.8
BCAI 162F	18.8	15.0	20.0	16.0	10.6	8.5	10.8	8.6	11.3	9.0	10.6	10.6	10.8	10.8	11.3	11.3
BCAI 162G	23.9	19.1	25.3	20.2	13.2	10.6	13.7	11.0	14.4	11.5	13.2	13.2	13.7	13.7	14.4	14.4
BCAI 162J	32.5	26.0	34.4	27.5	17.9	14.3	18.7	15.0	19.5	15.6	17.9	17.9	18.7	18.7	19.5	19.5
BCAI 162L	43.5	34.8	46.0	36.8	23.8	19.0	25.1	20.1	26.1	20.9	23.8	23.8	25.1	25.1	26.1	26.1

AVR CONTROLLED
40°C AMBIENT TEMPERATURE
CLASS "F" TEMP RISE 105°C
(BASE CONTINUOUS RATING)

INDUSTRIAL
60 Hz
2 Pole

	1 PHASE (DEDICATED)											
	0.8		0.8		0.8		1.0		1.0		1.0	
POWER FACTOR	0.8		0.8		0.8		1.0		1.0		1.0	
VOLTS :	220		230		240		220		230		240	
WINDING NO.	06		06		06		06		06		06	
	kVA	kW	kVA	kW	kVA	kW	kVA	kW	kVA	kW	kVA	kW
BCI 162D	9.0	7.2	9.0	7.2	9.0	7.2	10.4	10.4	10.4	10.4	10.8	10.8
BCI 162E	11.0	8.8	11.0	8.8	11.0	8.8	11.5	11.5	11.5	11.5	13.5	13.5
BCI 162F	13.0	10.4	13.0	10.4	13.0	10.4	14.9	14.9	14.9	14.9	15.7	15.7
BCI 162G	18.5	14.8	18.5	14.8	18.5	14.8	21.3	21.3	21.3	21.3	19.8	19.8
BCI 182H	22.7	18.2	22.7	18.2	22.7	18.2	22.7	22.7	22.7	22.7	22.7	22.7
BCI 182J	26.4	21.1	26.4	21.1	26.4	21.1	26.4	26.4	26.4	26.4	26.4	26.4
BCI 182K	28.4	22.7	28.4	22.7	28.4	22.7	28.4	28.4	28.4	28.4	28.4	28.4
BCAI 162D	9.0	7.2	9.0	7.2	9.0	7.2	10.4	10.4	10.4	10.4	10.8	10.8
BCAI 162E	11.0	8.8	11.0	8.8	11.0	8.8	11.5	11.5	11.5	11.5	13.5	13.5
BCAI 162F	13.0	10.4	13.0	10.4	13.0	10.4	14.9	14.9	14.9	14.9	15.7	15.7
BCAI 162G	18.5	14.8	18.5	14.8	18.5	14.8	21.3	21.3	21.3	21.3	19.8	19.8
BCAI 162J	24.5	19.6	24.5	19.6	24.5	19.6	28.0	28.0	28.0	28.0	27.0	27.0
BCAI 162L	30.7	24.6	30.7	24.6	30.7	24.6	33.8	33.8	33.8	33.8	33.8	33.8

105 / 40

CLASS
F
TEMP RISE

AVR CONTROLLED
40°C AMBIENT TEMPERATURE
CLASS "H" TEMP RISE 125°C
(BASE CONTINUOUS RATING)

INDUSTRIAL
60 Hz
2 Pole

	3 PHASE (12 WIRE)				1 PHASE (12 WIRE)											
	0.8		0.8		0.8		0.8		0.8		1.0		1.0		1.0	
POWER FACTOR	0.8		0.8		0.8		0.8		0.8		1.0		1.0		1.0	
VOLTS :																
SERIES STAR	416		440 - 480													
PARALLEL STAR	208		220 - 240													
SERIES DELTA	240		254 - 277													
DOUBLE DELTA					220		230		240		220		230		240	
WINDING NO.	311		311		311		311		311		311		311		311	
	kVA	kW	kVA	kW	kVA	kW	kVA	kW	kVA	kW	kVA	kW	kVA	kW	kVA	kW
BCI 162D	14.7	11.8	15.6	12.5	8.0	6.4	8.4	6.7	8.8	7.0	8.0	8.0	8.4	8.4	8.8	8.8
BCI 162E	17.8	14.2	18.8	15.0	9.8	7.8	10.3	8.2	10.7	8.6	9.8	9.8	10.3	10.3	10.7	10.7
BCI 162F	20.8	16.6	21.9	17.5	11.5	9.2	12.0	9.6	12.5	10.0	11.5	11.5	12.0	12.0	12.5	12.5
BCI 162G	29.6	23.7	31.3	25.0	16.3	13.0	17.0	13.6	17.8	14.2	16.3	16.3	17.0	17.0	17.8	17.8
BCI 182H	33.0	26.4	35.0	28.0	18.2	14.6	19.0	15.2	19.8	15.8	18.2	18.2	19.0	19.0	19.8	19.8
BCI 182J	37.8	30.2	40.0	32.0	20.8	16.6	21.8	17.4	22.7	18.2	20.8	20.8	21.8	21.8	22.7	22.7
BCI 182K	44.3	35.4	46.9	37.5	24.4	19.5	25.5	20.4	26.6	21.3	24.4	24.4	25.5	25.5	26.6	26.6
BCAI 162D	14.7	11.8	15.6	12.5	8.0	6.4	8.4	6.7	8.8	7.0	8.0	8.0	8.4	8.4	8.8	8.8
BCAI 162E	17.8	14.2	18.8	15.0	9.8	7.8	10.3	8.2	10.7	8.6	9.8	9.8	10.3	10.3	10.7	10.7
BCAI 162F	20.8	16.6	21.9	17.5	11.5	9.2	12.0	9.6	12.5	10.0	11.5	11.5	12.0	12.0	12.5	12.5
BCAI 162G	26.1	20.9	27.5	22.0	14.4	11.5	15.0	12.0	15.7	12.6	14.4	14.4	15.0	15.0	15.7	15.7
BCAI 162J	35.5	28.4	37.5	30.0	19.5	15.6	20.4	16.3	21.3	17.0	19.5	19.5	20.4	20.4	21.3	21.3
BCAI 162L	45.2	36.2	50.0	40.0	24.8	19.8	26.0	20.8	27.1	21.7	24.8	24.8	26.0	26.0	27.1	27.1

AVR CONTROLLED
40°C AMBIENT TEMPERATURE
CLASS "H" TEMP RISE 125°C
(BASE CONTINUOUS RATING)

INDUSTRIAL
60 Hz
2 Pole

	1 PHASE (DEDICATED)											
	0.8		0.8		0.8		1.0		1.0		1.0	
POWER FACTOR	0.8		0.8		0.8		1.0		1.0		1.0	
VOLTS :	220		230		240		220		230		240	
WINDING NO.	06		06		06		06		06		06	
	kVA	kW	kVA	kW	kVA	kW	kVA	kW	kVA	kW	kVA	kW
BCI 162D	10.0	8.0	10.0	8.0	10.0	8.0	11.5	11.5	11.5	11.5	12.0	12.0
BCI 162E	12.4	9.9	12.4	9.9	12.4	9.9	12.8	12.8	12.8	12.8	15.0	15.0
BCI 162F	14.4	11.5	14.4	11.5	14.4	11.5	16.6	16.6	16.6	16.6	17.5	17.5
BCI 162G	20.6	16.5	20.6	16.5	20.6	16.5	23.7	23.7	23.7	23.7	22.0	22.0
BCI 182H	24.8	19.8	24.8	19.8	24.8	19.8	24.8	24.8	24.8	24.8	24.8	24.8
BCI 182J	28.9	23.1	28.9	23.1	28.9	23.1	28.9	28.9	28.9	28.9	28.9	28.9
BCI 182K	31.0	24.8	31.0	24.8	31.0	24.8	31.0	31.0	31.0	31.0	31.0	31.0
BCAI 162D	10.0	8.0	10.0	8.0	10.0	8.0	11.5	11.5	11.5	11.5	12.0	12.0
BCAI 162E	12.4	9.9	12.4	9.9	12.4	9.9	12.8	12.8	12.8	12.8	15.0	15.0
BCAI 162F	14.4	11.5	14.4	11.5	14.4	11.5	16.6	16.6	16.6	16.6	17.5	17.5
BCAI 162G	20.6	16.5	20.6	16.5	20.6	16.5	23.7	23.7	23.7	23.7	22.0	22.0
BCAI 162J	27.4	21.9	27.4	21.9	27.4	21.9	31.5	31.5	31.5	31.5	30.0	30.0
BCAI 162L	33.5	26.8	33.5	26.8	33.5	26.8	36.0	36.0	36.0	36.0	36.0	36.0

125 / 40



AVR CONTROLLED
40°C AMBIENT TEMPERATURE
CLASS "F" TEMP RISE 105°C
(BASE CONTINUOUS RATING)

INDUSTRIAL
50 Hz
4 Pole

	3 PHASE (12 WIRE)										1 PHASE (12 WIRE)						
	0.8		0.8		0.8		0.8		0.8		0.8		0.8		0.8		
POWER FACTOR	0.8		0.8		0.8		0.8		0.8		0.8		0.8		0.8		
VOLTS :																	
SERIES STAR	380	400	415	440	660 - 690												
PARALLEL STAR	190	200	208	220	330 - 345												
SERIES DELTA	220	230	240	254	380 - 400												
DOUBLE DELTA											220	230	240				
WINDING NO.	311		311		311		311		25		311		311		311		
	kVA	kW	kVA	kW	kVA	kW	kVA	kW	kVA	kW	kVA	kW	kVA	kW	kVA	kW	
BCI 164A	7.5	6.0	7.5	6.0	7.5	6.0	5.7	4.6	N/A	N/A	4.4	3.5	4.4	3.5	4.4	3.5	
BCI 164B	10.0	8.0	10.0	8.0	10.0	8.0	7.7	6.2	N/A	N/A	5.8	4.6	5.8	4.6	5.8	4.6	
BCI 164C	12.5	10.0	12.5	10.0	12.5	10.0	10.2	8.2	N/A	N/A	7.3	5.8	7.3	5.8	7.3	5.8	
BCI 164D	15.0	12.0	15.0	12.0	15.0	12.0	12.7	10.2	N/A	N/A	8.8	7.0	8.8	7.0	8.8	7.0	
BCI 184E	20.0	16.0	20.0	16.0	20.0	16.0	15.6	12.5	20.0	16.0	11.6	9.3	11.6	9.3	11.6	9.3	
BCI 184F	25.0	20.0	25.0	20.0	25.0	20.0	20.5	16.4	25.0	20.0	14.5	11.6	14.5	11.6	14.5	11.6	
BCI 184G	29.0	23.2	29.0	23.2	29.0	23.2	25.5	20.4	28.8	23.0	16.8	13.4	16.8	13.4	16.8	13.4	
BCI 184H	34.4	27.5	34.4	27.5	34.4	27.5	29.8	23.8	N/A	N/A	19.9	15.9	19.9	15.9	19.9	15.9	
BCI 184J	36.7	29.4	39.0	31.2	36.7	29.4	32.1	25.7	N/A	N/A	21.3	17.0	22.6	18.1	21.3	17.0	
BCAI 164A	7.5	6.0	7.5	6.0	7.5	6.0	5.7	4.6	N/A	N/A	4.4	3.5	4.4	3.5	4.4	3.5	
BCAI 164B	10.0	8.0	10.0	8.0	10.0	8.0	7.7	6.2	N/A	N/A	5.8	4.6	5.8	4.6	5.8	4.6	
BCAI 164C	12.5	10.0	12.5	10.0	12.5	10.0	10.2	8.2	N/A	N/A	7.3	5.8	7.3	5.8	7.3	5.8	
BCAI 164D	15.0	12.0	15.0	12.0	15.0	12.0	12.7	10.2	N/A	N/A	8.8	7.0	8.8	7.0	8.8	7.0	
BCAI 164E	19.0	15.2	19.0	15.2	19.0	15.2	14.7	11.8	19.0	15.2	11.0	8.8	11.0	8.8	11.0	8.8	
BCAI 164F	23.8	19.0	23.8	19.0	23.8	19.0	19.4	15.5	23.8	19.0	13.8	11.0	13.8	11.0	13.8	11.0	
BCAI 164G	27.5	22.0	27.5	22.0	27.5	22.0	24.2	19.4	27.5	22.0	16.0	12.8	16.0	12.8	16.0	12.8	
BCLI 164A	6.9	5.5	6.9	5.5	6.9	5.5	5.3	4.2	N/A	N/A	4.4	3.5	4.4	3.5	4.4	3.5	
BCLI 164B	9.2	7.4	9.2	7.4	9.2	7.4	7.1	5.7	N/A	N/A	5.8	4.6	5.8	4.6	5.8	4.6	
BCLI 164C	11.5	9.2	11.5	9.2	11.5	9.2	9.4	7.5	N/A	N/A	7.3	5.8	7.3	5.8	7.3	5.8	
BCLI 164D	13.7	11.0	13.7	11.0	13.7	11.0	11.6	9.3	N/A	N/A	8.8	7.0	8.8	7.0	8.8	7.0	
BCLI 184E	18.3	14.6	18.3	14.6	18.3	14.6	14.3	11.4	18.3	14.6	11.0	8.8	11.0	8.8	11.0	8.8	
BCLI 184F	22.9	18.3	22.9	18.3	22.9	18.3	16.8	13.4	22.9	18.3	13.8	11.0	13.8	11.0	13.8	11.0	
UCI 224C	37.5	30.0	37.5	30.0	37.5	30.0	27.0	21.6	34.5	27.6	25.0	20.0	25.0	20.0	25.0	20.0	
UCI 224D	45.0	36.0	45.0	36.0	45.0	36.0	33.6	26.9	45.0	36.0	30.0	24.0	30.0	24.0	30.0	24.0	
UCI 224E	53.0	42.4	53.0	42.4	53.0	42.4	40.3	32.2	N/A	N/A	35.5	28.4	35.5	28.4	35.5	28.4	
UCI 224F	65.0	52.0	65.0	52.0	65.0	52.0	48.7	39.0	60.0	48.0	43.5	34.8	43.5	34.8	43.5	34.8	
UCI 224G	75.0	60.0	75.0	60.0	75.0	60.0	67.4	53.9	73.5	58.8	50.0	40.0	50.0	40.0	50.0	40.0	
UCI 274C	84.0	67.2	84.0	67.2	84.0	67.2	N/A	N/A	84.0	67.2	50.0	40.0	50.0	40.0	50.0	40.0	
UCI 274D	100.0	80.0	108.0	86.4	100.0	80.0	N/A	N/A	100.0	80.0	60.0	48.0	60.0	48.0	60.0	48.0	
UCI 274E	125.0	100.0	125.0	100.0	125.0	100.0	N/A	N/A	125.0	100.0	75.0	60.0	75.0	60.0	75.0	60.0	
UCI 274F	145.0	116.0	145.0	116.0	145.0	116.0	N/A	N/A	145.0	116.0	87.0	69.6	87.0	69.6	87.0	69.6	
UCI 274G	164.6	131.7	164.6	131.7	164.6	131.7	N/A	N/A	160.0	128.0	98.7	79.0	98.7	79.0	98.7	79.0	
UCI 274H	182.0	145.6	182.0	145.6	182.0	145.6	N/A	N/A	182.0	145.6	110.0	88.0	110.0	88.0	110.0	88.0	
UCDI 274J	210.0	168.0	210.0	168.0	210.0	168.0	N/A	N/A	N/A	N/A	126.0	100.8	126.0	100.8	126.0	100.8	
UCDI 274K	229.0	183.2	229.0	183.2	229.0	183.2	N/A	N/A	N/A	N/A	137.0	109.6	137.0	109.6	137.0	109.6	

105 / 40

CLASS
F
TEMP RISE

**AVR CONTROLLED
40°C AMBIENT TEMPERATURE
CLASS "F" TEMP RISE 105°C
(BASE CONTINUOUS RATING)**

**INDUSTRIAL
50 Hz
4 Pole**

1 PHASE (DEDICATED)														
POWER FACTOR	0.8		0.8		0.8		1.0		1.0		1.0		1.0	
VOLTS :	220		230		240		220		230		240		240	
WINDING NO.	05		05		05		05		05		05		05	
	kVA	kW	kVA	kW	kVA	kW	kVA	kW	kVA	kW	kVA	kW	kVA	kW
BCI 164A	5.0	4.0	5.0	4.0	5.0	4.0	6.2	6.2	6.2	6.2	6.2	6.2	6.2	6.2
BCI 164B	6.8	5.4	6.8	5.4	6.8	5.4	7.6	7.6	7.6	7.6	7.6	7.6	7.6	7.6
BCI 164C	8.5	6.8	8.5	6.8	8.5	6.8	9.6	9.6	9.6	9.6	9.6	9.6	9.6	9.6
BCI 164D	10.0	8.0	10.0	8.0	10.0	8.0	11.8	11.8	11.8	11.8	11.8	11.8	11.8	11.8
BCI 184E	13.5	10.8	13.5	10.8	13.5	10.8	15.0	15.0	15.0	15.0	15.0	15.0	15.0	15.0
BCI 184F	16.8	13.4	16.8	13.4	16.8	13.4	18.0	18.0	18.0	18.0	18.0	18.0	18.0	18.0
BCI 184G	19.4	15.5	19.4	15.5	19.4	15.5	20.5	20.5	20.5	20.5	20.5	20.5	20.5	20.5
BCI 184H	22.9	18.3	22.9	18.3	22.9	18.3	24.7	24.7	24.7	24.7	24.7	24.7	24.7	24.7
BCI 184J	25.7	20.6	25.7	20.6	25.7	20.6	27.5	27.5	27.5	27.5	27.5	27.5	27.5	27.5
BCAI 164A	5.0	4.0	5.0	4.0	5.0	4.0	6.2	6.2	6.2	6.2	6.2	6.2	6.2	6.2
BCAI 164B	6.8	5.4	6.8	5.4	6.8	5.4	7.6	7.6	7.6	7.6	7.6	7.6	7.6	7.6
BCAI 164C	8.5	6.8	8.5	6.8	8.5	6.8	9.6	9.6	9.6	9.6	9.6	9.6	9.6	9.6
BCAI 164D	10.0	8.0	10.0	8.0	10.0	8.0	11.8	11.8	11.8	11.8	11.8	11.8	11.8	11.8
BCAI 164E	12.8	10.2	12.8	10.2	12.8	10.2	15.0	15.0	15.0	15.0	15.0	15.0	15.0	15.0
BCAI 164F	16.0	12.8	16.0	12.8	16.0	12.8	18.0	18.0	18.0	18.0	18.0	18.0	18.0	18.0
BCAI 164G	18.4	14.7	18.4	14.7	18.4	14.7	20.5	20.5	20.5	20.5	20.5	20.5	20.5	20.5
BCLI 164A	5.0	4.0	5.0	4.0	5.0	4.0	5.0	5.0	5.0	5.0	5.0	5.0	5.0	5.0
BCLI 164B	6.8	5.4	6.8	5.4	6.8	5.4	6.9	6.9	6.9	6.9	6.9	6.9	6.9	6.9
BCLI 164C	8.5	6.8	8.5	6.8	8.5	6.8	8.7	8.7	8.7	8.7	8.7	8.7	8.7	8.7
BCLI 164D	10.0	8.0	10.0	8.0	10.0	8.0	10.0	10.0	10.0	10.0	10.0	10.0	10.0	10.0
BCLI 184E	12.8	10.2	12.8	10.2	12.8	10.2	13.3	13.3	13.3	13.3	13.3	13.3	13.3	13.3
BCLI 184F	15.5	12.4	15.5	12.4	15.5	12.4	15.6	15.6	15.6	15.6	15.6	15.6	15.6	15.6
UCI 224C	25.0	20.0	25.0	20.0	25.0	20.0	25.0	25.0	25.0	25.0	25.0	25.0	25.0	25.0
UCI 224D	31.5	25.2	31.5	25.2	31.5	25.2	31.5	31.5	31.5	31.5	31.5	31.5	31.5	31.5
UCI 224E	36.0	28.8	36.0	28.8	36.0	28.8	36.0	36.0	36.0	36.0	36.0	36.0	36.0	36.0
UCI 224F	45.0	36.0	45.0	36.0	45.0	36.0	45.0	45.0	45.0	45.0	45.0	45.0	45.0	45.0
UCI 224G	54.0	43.2	54.0	43.2	54.0	43.2	54.0	54.0	54.0	54.0	54.0	54.0	54.0	54.0
UCI 274C	60.0	48.0	60.0	48.0	60.0	48.0	60.0	60.0	60.0	60.0	60.0	60.0	60.0	60.0
UCI 274D	66.3	53.0	66.3	53.0	66.3	53.0	66.3	66.3	66.3	66.3	66.3	66.3	66.3	66.3
UCI 274E	84.0	67.2	84.0	67.2	84.0	67.2	84.0	84.0	84.0	84.0	84.0	84.0	84.0	84.0
UCI 274F	100.0	80.0	100.0	80.0	100.0	80.0	100.0	100.0	100.0	100.0	100.0	100.0	100.0	100.0
UCI 274G	108.0	86.4	108.0	86.4	108.0	86.4	108.0	108.0	108.0	108.0	108.0	108.0	108.0	108.0
UCI 274H	125.0	100.0	125.0	100.0	125.0	100.0	125.0	125.0	125.0	125.0	125.0	125.0	125.0	125.0
UCDI 274J	N/A	N/A	N/A	N/A	N/A	N/A	N/A	N/A	N/A	N/A	N/A	N/A	N/A	N/A
UCDI 274K	N/A	N/A	N/A	N/A	N/A	N/A	N/A	N/A	N/A	N/A	N/A	N/A	N/A	N/A

105 / 40

**CLASS
F
TEMP RISE**

**AVR CONTROLLED
40°C AMBIENT TEMPERATURE
CLASS "F" TEMP RISE 105°C
(BASE CONTINUOUS RATING)**

**INDUSTRIAL
50 Hz
4 Pole**

POWER FACTOR	3 PHASE (12 / 6 WIRE **)										1 PHASE (12 WIRE)					
	0.8		0.8		0.8		0.8		0.8		0.8		0.8		0.8	
VOLTS :																
SERIES STAR	380		400		415		440		660 - 690							
* PARALLEL STAR	190		200		208		220		330 - 345							
SERIES DELTA	220		230		240		254		380 - 400							
DOUBLE DELTA											220		230		240	
WINDING NO.	311 / 312		311 / 312		311 / 312		311 / 312		25 / 26		311		311		311	
	kVA	kW	kVA	kW	kVA	kW	kVA	kW	kVA	kW	kVA	kW	kVA	kW	kVA	kW

HCI 444C	230	184	230	184	230	184	230	184	230	184	115	92	115	92	115	92
HCI 444D	280	224	280	224	280	224	270	216	280	224	140	112	140	112	140	112
HCI 444E	320	256	320	256	320	256	320	256	310	248	160	128	160	128	160	128
HCI 444F	370	296	370	296	370	296	370	296	370	296	185	148	185	148	185	148

HCI 544C	400	320	445	356	400	320	400	320	375	300	160	128	160	128	160	128
HCI 544D	450	360	495	396	450	360	450	360	450	360	180	144	180	144	180	144
HCI 544E 1	550	440	560	448	550	440	550	440	510	408	220	176	220	176	220	176
HCI 544F	620	496	620	496	620	496	600	480	620	496	245	196	245	196	245	196

HCKI 544C	420	336	465	372	420	336	420	336	375	300	160	128	160	128	160	128
HCKI 544D	462	370	510	408	462	370	462	370	450	360	180	144	180	144	180	144
HCKI 544E 1	554	443	560	448	554	443	535	428	510	408	220	176	220	176	220	176
HCKI 544F	630	504	630	504	630	504	630	504	630	504	245	196	245	196	245	196

HCI 634G 1	750	600	760	608	750	600	750	600	750	600	THESE GENERATORS ARE NOT OFFERED AT THIS RATING					
HCI 634H 1	830	664	860	688	830	664	800	640	820	656						
HCI 634J 1	900	720	927	742	900	720	900	720	900	720						
HCI 634K 1	1000	800	1018	814	1000	800	1000	800	945	756						

PI 734A 2	1140	912	1175	940	1175	940	1150	920	1175	940	THESE GENERATORS ARE NOT OFFERED AT THIS RATING					
PI 734B 2	1265	1012	1305	1044	1305	1044	1280	1024	1305	1044						
PI 734C 2	1400	1120	1445	1156	1445	1156	1415	1132	1405	1124						
PI 734D 2	1500	1200	1535	1228	1535	1228	1505	1204	1535	1228						
PI 734E 2	1715	1372	1770	1416	1770	1416	1735	1388	1645	1316						
PI 734F 2	1880	1504	1935	1548	1935	1548	1900	1520	1935	1548						
PI 734G 2	1985	1588	2050	1640	2050	1640	2005	1604	2000	1600						

* Parallel star is applicable to windings 311 and 25 only.

** PI 734 generator windings are 6 wire only, so parallel star connection is not possible

1 Winding 25 is not available on these generators, so parallel star connection giving 330V - 345V is not possible.

2 Delta connection is not available on the P7 generators.

105 / 40

**CLASS
F
TEMP RISE**

AVR CONTROLLED
40°C AMBIENT TEMPERATURE
CLASS "H" TEMP RISE 125°C
(BASE CONTINUOUS RATING)

INDUSTRIAL
50 Hz
4 Pole

	3 PHASE (12 WIRE)										1 PHASE (12 WIRE)						
	0.8		0.8		0.8		0.8		0.8		0.8		0.8		0.8		
POWER FACTOR	0.8		0.8		0.8		0.8		0.8		0.8		0.8		0.8		
VOLTS :																	
SERIES STAR	380	400	415	440	660 - 690												
PARALLEL STAR	190	200	208	220	330 - 345												
SERIES DELTA	220	230	240	254	380 - 400												
DOUBLE DELTA											220	230	240				
WINDING NO.	311		311		311		311		25		311		311		311		
	kVA	kW	kVA	kW	kVA	kW	kVA	kW	kVA	kW	kVA	kW	kVA	kW	kVA	kW	
BCI 164A	8.1	6.5	8.1	6.5	8.1	6.5	6.2	5.0	N/A	N/A	4.7	3.8	4.7	3.8	4.7	3.8	
BCI 164B	11.0	8.8	11.0	8.8	11.0	8.8	8.5	6.8	N/A	N/A	6.4	5.1	6.4	5.1	6.4	5.1	
BCI 164C	13.5	10.8	13.5	10.8	13.5	10.8	11.0	8.8	N/A	N/A	7.8	6.2	7.8	6.2	7.8	6.2	
BCI 164D	16.0	12.8	16.0	12.8	16.0	12.8	13.5	10.8	N/A	N/A	9.3	7.4	9.3	7.4	9.3	7.4	
BCI 184E	22.5	18.0	22.5	18.0	22.5	18.0	17.5	14.0	22.5	18.0	13.0	10.4	13.0	10.4	13.0	10.4	
BCI 184F	27.5	22.0	27.5	22.0	27.5	22.0	22.5	18.0	27.5	22.0	16.0	12.8	16.0	12.8	16.0	12.8	
BCI 184G	31.3	25.0	31.3	25.0	31.3	25.0	27.5	22.0	31.3	25.0	18.1	14.5	18.1	14.5	18.1	14.5	
BCI 184H	37.5	30.0	37.5	30.0	37.5	30.0	32.5	26.0	N/A	N/A	21.7	17.4	21.7	17.4	21.7	17.4	
BCI 184J	40.0	32.0	42.5	34.0	40.0	32.0	35.0	28.0	N/A	N/A	23.2	18.6	24.7	19.8	23.2	18.6	
BCAI 164A	8.1	6.5	8.1	6.5	8.1	6.5	6.2	5.0	N/A	N/A	4.7	3.8	4.7	3.8	4.7	3.8	
BCAI 164B	11.0	8.8	11.0	8.8	11.0	8.8	8.5	6.8	N/A	N/A	6.4	5.1	6.4	5.1	6.4	5.1	
BCAI 164C	13.5	10.8	13.5	10.8	13.5	10.8	11.0	8.8	N/A	N/A	7.8	6.2	7.8	6.2	7.8	6.2	
BCAI 164D	16.0	12.8	16.0	12.8	16.0	12.8	13.5	10.8	N/A	N/A	9.3	7.4	9.3	7.4	9.3	7.4	
BCAI 164E	21.4	17.1	21.4	17.1	21.4	17.1	16.6	13.3	21.4	17.1	12.4	9.9	12.4	9.9	12.4	9.9	
BCAI 164F	26.2	21.0	26.2	21.0	26.2	21.0	21.4	17.1	26.2	21.0	15.1	12.1	15.1	12.1	15.1	12.1	
BCAI 164G	30.0	24.0	30.0	24.0	30.0	24.0	26.4	21.1	30.0	24.0	17.3	13.8	17.3	13.8	17.3	13.8	
BCLI 164A	7.5	6.0	7.5	6.0	7.5	6.0	5.8	4.6	N/A	N/A	5.0	4.0	5.0	4.0	5.0	4.0	
BCLI 164B	10.0	8.0	10.0	8.0	10.0	8.0	7.7	6.2	N/A	N/A	6.8	5.4	6.8	5.4	6.8	5.4	
BCLI 164C	12.5	10.0	12.5	10.0	12.5	10.0	10.2	8.2	N/A	N/A	8.5	6.8	8.5	6.8	8.5	6.8	
BCLI 164D	15.0	12.0	15.0	12.0	15.0	12.0	12.7	10.2	N/A	N/A	10.0	8.0	10.0	8.0	10.0	8.0	
BCLI 184E	20.0	16.0	20.0	16.0	20.0	16.0	15.6	12.5	20.0	16.0	13.5	10.8	13.5	10.8	13.5	10.8	
BCLI 184F	25.0	20.0	25.0	20.0	25.0	20.0	20.5	16.4	25.0	20.0	16.2	13.0	16.2	13.0	16.2	13.0	
UCI 224C	42.5	34.0	42.5	34.0	42.5	34.0	30.0	24.0	37.5	30.0	28.5	22.8	28.5	22.8	28.5	22.8	
UCI 224D	50.0	40.0	50.0	40.0	50.0	40.0	37.5	30.0	50.0	40.0	33.5	26.8	33.5	26.8	33.5	26.8	
UCI 224E	60.0	48.0	60.0	48.0	60.0	48.0	45.0	36.0	N/A	N/A	40.0	32.0	40.0	32.0	40.0	32.0	
UCI 224F	72.5	58.0	72.5	58.0	72.5	58.0	55.0	44.0	65.0	52.0	48.5	38.8	48.5	38.8	48.5	38.8	
UCI 224G	85.0	68.0	85.0	68.0	85.0	68.0	75.0	60.0	80.0	64.0	56.5	45.2	56.5	45.2	56.5	45.2	
UCI 274C	100.0	80.0	100.0	80.0	100.0	80.0	N/A	N/A	100.0	80.0	60.0	48.0	60.0	48.0	60.0	48.0	
UCI 274D	114.0	91.2	120.0	96.0	114.0	91.2	N/A	N/A	114.0	91.2	68.0	54.4	68.0	54.4	68.0	54.4	
UCI 274E	140.0	112.0	140.0	112.0	140.0	112.0	N/A	N/A	140.0	112.0	85.0	68.0	85.0	68.0	85.0	68.0	
UCI 274F	160.0	128.0	160.0	128.0	160.0	128.0	N/A	N/A	160.0	128.0	96.0	76.8	96.0	76.8	96.0	76.8	
UCI 274G	180.0	144.0	180.0	144.0	180.0	144.0	N/A	N/A	175.0	140.0	108.0	86.4	108.0	86.4	108.0	86.4	
UCI 274H	200.0	160.0	200.0	160.0	200.0	160.0	N/A	N/A	200.0	160.0	120.0	96.0	120.0	96.0	120.0	96.0	
UCDI 274J	230.0	184.0	230.0	184.0	230.0	184.0	N/A	N/A	N/A	N/A	138.0	110.4	138.0	110.4	138.0	110.4	
UCDI 274K	250.0	200.0	250.0	200.0	250.0	200.0	N/A	N/A	N/A	N/A	150.0	120.0	150.0	120.0	150.0	120.0	



**AVR CONTROLLED
40°C AMBIENT TEMPERATURE
CLASS "H" TEMP RISE 125°C
(BASE CONTINUOUS RATING)**

**INDUSTRIAL
50 Hz
4 Pole**

1 PHASE (DEDICATED)												
POWER FACTOR	0.8		0.8		0.8		1.0		1.0		1.0	
VOLTS :	220		230		240		220		230		240	
WINDING NO.	05		05		05		05		05		05	
	kVA	kW	kVA	kW	kVA	kW	kVA	kW	kVA	kW	kVA	kW
BCI 164A	5.4	4.3	5.4	4.3	5.4	4.3	6.8	6.8	6.8	6.8	6.8	6.8
BCI 164B	7.4	5.9	7.4	5.9	7.4	5.9	8.4	8.4	8.4	8.4	8.4	8.4
BCI 164C	9.0	7.2	9.0	7.2	9.0	7.2	11.0	11.0	11.0	11.0	11.0	11.0
BCI 164D	10.8	8.6	10.8	8.6	10.8	8.6	13.0	13.0	13.0	13.0	13.0	13.0
BCI 184E	15.0	12.0	15.0	12.0	15.0	12.0	16.6	16.6	16.6	16.6	16.6	16.6
BCI 184F	18.5	14.8	18.5	14.8	18.5	14.8	20.0	20.0	20.0	20.0	20.0	20.0
BCI 184G	21.0	16.8	21.0	16.8	21.0	16.8	22.8	22.8	22.8	22.8	22.8	22.8
BCI 184H	25.0	20.0	25.0	20.0	25.0	20.0	27.0	27.0	27.0	27.0	27.0	27.0
BCI 184J	28.0	22.4	28.0	22.4	28.0	22.4	30.0	30.0	30.0	30.0	30.0	30.0
BCAI 164A	5.4	4.3	5.4	4.3	5.4	4.3	6.8	6.8	6.8	6.8	6.8	6.8
BCAI 164B	7.4	5.9	7.4	5.9	7.4	5.9	8.4	8.4	8.4	8.4	8.4	8.4
BCAI 164C	9.0	7.2	9.0	7.2	9.0	7.2	10.5	10.5	11.0	11.0	11.0	11.0
BCAI 164D	10.7	8.6	10.7	8.6	10.7	8.6	13.0	13.0	13.0	13.0	13.0	13.0
BCAI 164E	14.3	11.4	14.3	11.4	14.3	11.4	16.6	16.6	16.6	16.6	16.6	16.6
BCAI 164F	17.5	14.0	17.5	14.0	17.5	14.0	20.0	20.0	20.0	20.0	20.0	20.0
BCAI 164G	20.0	16.0	20.0	16.0	20.0	16.0	22.8	22.8	22.8	22.8	22.8	22.8
BCLI 164A	5.4	4.3	5.4	4.3	5.4	4.3	5.5	5.5	5.5	5.5	5.5	5.5
BCLI 164B	7.4	5.9	7.4	5.9	7.4	5.9	7.5	7.5	7.5	7.5	7.5	7.5
BCLI 164C	9.0	7.2	9.0	7.2	9.0	7.2	9.5	9.5	9.5	9.5	9.5	9.5
BCLI 164D	10.7	8.6	10.7	8.6	10.7	8.6	11.0	11.0	11.0	11.0	11.0	11.0
BCLI 184E	14.2	11.4	14.2	11.4	14.2	11.4	14.5	14.5	14.5	14.5	14.5	14.5
BCLI 184F	16.9	13.5	16.9	13.5	16.9	13.5	17.0	17.0	17.0	17.0	17.0	17.0
UCI 224C	28.0	22.4	28.0	22.4	28.0	22.4	28.0	28.0	28.0	28.0	28.0	28.0
UCI 224D	35.0	28.0	35.0	28.0	35.0	28.0	35.0	35.0	35.0	35.0	35.0	35.0
UCI 224E	40.0	32.0	40.0	32.0	40.0	32.0	40.0	40.0	40.0	40.0	40.0	40.0
UCI 224F	50.0	40.0	50.0	40.0	50.0	40.0	50.0	50.0	50.0	50.0	50.0	50.0
UCI 224G	60.0	48.0	60.0	48.0	60.0	48.0	60.0	60.0	60.0	60.0	60.0	60.0
UCI 274C	66.0	52.8	66.0	52.8	66.0	52.8	66.0	66.0	66.0	66.0	66.0	66.0
UCI 274D	74.0	59.2	74.0	59.2	74.0	59.2	74.0	74.0	74.0	74.0	74.0	74.0
UCI 274E	94.0	75.2	94.0	75.2	94.0	75.2	94.0	94.0	94.0	94.0	94.0	94.0
UCI 274F	110.0	88.0	110.0	88.0	110.0	88.0	110.0	110.0	110.0	110.0	110.0	110.0
UCI 274G	120.0	96.0	120.0	96.0	120.0	96.0	120.0	120.0	120.0	120.0	120.0	120.0
UCI 274H	140.0	112.0	140.0	112.0	140.0	112.0	140.0	140.0	140.0	140.0	140.0	140.0
UCDI 274J	N/A	N/A	N/A	N/A	N/A	N/A	N/A	N/A	N/A	N/A	N/A	N/A
UCDI 274K	N/A	N/A	N/A	N/A	N/A	N/A	N/A	N/A	N/A	N/A	N/A	N/A

125 / 40



AVR CONTROLLED
40°C AMBIENT TEMPERATURE
CLASS "H" TEMP RISE 125°C
(BASE CONTINUOUS RATING)

INDUSTRIAL
50 Hz
4 Pole

POWER FACTOR	3 PHASE (12 / 6 WIRE **)										1 PHASE (12 WIRE)					
	0.8		0.8		0.8		0.8		0.8		0.8		0.8		0.8	
VOLTS :																
SERIES STAR	380	400	415	440	660 - 690											
* PARALLEL STAR	190	200	208	220	330 - 345											
SERIES DELTA	220	230	240	254	380 - 400											
DOUBLE DELTA					220		230		240							
WINDING NO.	311 / 312		311 / 312		311 / 312		311 / 312		25 / 26		311		311		311	
	kVA	kW	kVA	kW	kVA	kW	kVA	kW	kVA	kW	kVA	kW	kVA	kW	kVA	kW
HCI 444C	250	200	250	200	250	200	250	200	250	200	125	100	125	100	125	100
HCI 444D	300	240	300	240	300	240	290	232	300	240	150	120	150	120	150	120
HCI 444E	350	280	350	280	350	280	350	280	340	272	175	140	175	140	175	140
HCI 444F	400	320	400	320	400	320	400	320	400	320	200	160	200	160	200	160
HCI 544C	450	360	500	400	450	360	450	360	425	340	180	144	180	144	180	144
HCI 544D	500	400	550	440	500	400	500	400	500	400	200	160	200	160	200	160
HCI 544E 1	600	480	610	488	600	480	600	480	560	448	240	192	240	192	240	192
HCI 544F	670	536	670	536	670	536	650	520	670	536	265	212	265	212	265	212
HCKI 544C	450	360	500	400	450	360	450	360	425	340	180	144	180	144	180	144
HCKI 544D	500	400	550	440	500	400	500	400	500	400	200	160	200	160	200	160
HCKI 544E 1	600	480	610	488	600	480	600	480	560	448	240	192	240	192	240	192
HCKI 544F	675	540	675	540	675	540	675	540	675	540	265	212	265	212	265	212
HCI 634G 1	800	640	810	648	800	640	800	640	800	640	THESE GENERATORS ARE NOT OFFERED AT THIS RATING					
HCI 634H 1	910	728	940	752	910	728	875	700	900	720						
HCI 634J 1	1000	800	1030	824	1000	800	1000	800	1000	800						
HCI 634K 1	1110	888	1130	904	1110	888	1110	888	1050	840						
PI 734A 2	1225	980	1260	1008	1260	1008	1235	988	1260	1008	THESE GENERATORS ARE NOT OFFERED AT THIS RATING					
PI 734B 2	1360	1088	1400	1120	1400	1120	1375	1100	1400	1120						
PI 734C 2	1505	1204	1550	1240	1550	1240	1520	1216	1510	1208						
PI 734D 2	1615	1292	1650	1320	1650	1320	1620	1296	1650	1320						
PI 734E 2	1845	1476	1900	1520	1900	1520	1865	1492	1770	1416						
PI 734F 2	2020	1616	2080	1664	2080	1664	2040	1632	2080	1664						
PI 734G 2	2135	1708	2200	1760	2200	1760	2160	1728	2150	1720						

* Parallel star is applicable to windings 311 and 25 only.
 ** PI 734 generator windings are 6 wire only, so parallel star connection is not possible.
 1 Winding 25 is not available on these generators, so parallel star connection giving 330V - 345V is not possible.
 2 Delta connection is not available on the P7 generators.

125 / 40



AVR CONTROLLED
40°C AMBIENT TEMPERATURE
CLASS "H" TEMP RISE 150°C
(PEAK STANDBY RATING)

INDUSTRIAL
50 Hz
4 Pole

	3 PHASE (12 WIRE)										1 PHASE (12 WIRE)		1 PHASE (DEDICATED)				
	0.8		0.8		0.8		0.8		0.8		0.8		0.8		1.0		
POWER FACTOR	0.8		0.8		0.8		0.8		0.8		0.8		0.8		1.0		
VOLTS :																	
SERIES STAR	380	400	415	440	660 - 690												
PARALLEL STAR	190	200	208	220	330 - 345												
SERIES DELTA	220	230	240	254	380 - 400												
DOUBLE DELTA												220 - 240					
OTHER														220 - 240		220 - 240	
WINDING NO.	311		311		311		311		25		311		05		05		
	kVA	kW	kVA	kW	kVA	kW	kVA	kW	kVA	kW	kVA	kW	kVA	kW	kVA	kW	

BCI 164A	THESE GENERATORS ARE NOT OFFERED AT THIS RATING															
BCI 164B																
BCI 164C																
BCI 164D																

BCI 184E	N/A	N/A	N/A	N/A	N/A	N/A	N/A	N/A	N/A	N/A	N/A	THESE GENERATORS ARE NOT OFFERED AT THIS RATING				
BCI 184F	29.0	23.2	29.0	23.2	29.0	23.2	23.7	19.0	29.0	23.2						
BCI 184G	32.5	26.0	32.5	26.0	32.5	26.0	28.6	22.9	32.5	26.0						
BCI 184H	39.0	31.2	39.0	31.2	39.0	31.2	33.8	27.0	N/A	N/A						
BCI 184J	41.5	33.2	44.0	35.2	41.5	33.2	36.3	29.0	N/A	N/A						

BCAI 164A	THESE GENERATORS ARE NOT OFFERED AT THIS RATING															
BCAI 164B																
BCAI 164C																
BCAI 164D																
BCAI 164E																
BCAI 164F																
BCAI 164G																

BCLI 164A	THESE GENERATORS ARE NOT OFFERED AT THIS RATING															
BCLI 164B																
BCLI 164C																
BCLI 164D																
BCLI 184E																
BCLI 184F																

UCI 224C	45.0	36.0	45.0	36.0	45.0	36.0	31.7	25.4	39.5	31.6	THESE GENERATORS ARE NOT OFFERED AT THIS RATING				
UCI 224D	53.0	42.4	53.0	42.4	53.0	42.4	39.1	31.3	53.0	42.4					
UCI 224E	61.0	48.8	61.0	48.8	61.0	48.8	45.8	36.6	N/A	N/A					
UCI 224F	77.0	61.6	77.0	61.6	77.0	61.6	58.0	46.4	69.0	55.2					
UCI 224G	87.5	70.0	87.5	70.0	87.5	70.0	76.9	61.5	82.0	65.6					

UCI 274C	106.0	84.8	106.0	84.8	106.0	84.8	N/A	N/A	106.0	84.8	THESE GENERATORS ARE NOT OFFERED AT THIS RATING				
UCI 274D	121.0	96.8	127.0	101.6	121.0	96.8	N/A	N/A	121.0	96.8					
UCI 274E	145.0	116.0	145.0	116.0	145.0	116.0	N/A	N/A	145.0	116.0					
UCI 274F	170.0	136.0	170.0	136.0	170.0	136.0	N/A	N/A	170.0	136.0					
UCI 274G	187.0	149.6	187.0	149.6	187.0	149.6	N/A	N/A	182.0	145.6					
UCI 274H	212.0	169.6	212.0	169.6	212.0	169.6	N/A	N/A	212.0	169.6					

UCDI 274J	250.0	200.0	250.0	200.0	250.0	200.0	N/A	N/A	N/A	N/A	NOT OFFERED AT THIS RATING				
UCDI 274K	265.0	212.0	265.0	212.0	265.0	212.0	N/A	N/A	N/A	N/A					

AVR CONTROLLED
40°C AMBIENT TEMPERATURE
CLASS "H" TEMP RISE 150°C
(PEAK STANDBY RATING)

INDUSTRIAL
50 Hz
4 Pole

	3 PHASE (12 / 6 WIRE **)										1 PHASE (12 WIRE)		1 PHASE (DEDICATED)				
	0.8		0.8		0.8		0.8		0.8		0.8		0.8		1.0		
POWER FACTOR	0.8		0.8		0.8		0.8		0.8		0.8		0.8		1.0		
VOLTS :																	
SERIES STAR	380	400	415	440	660 - 690												
* PARALLEL STAR	190	200	208	220	330 - 345												
SERIES DELTA	220	230	240	254	380 - 400												
DOUBLE DELTA												220 - 240					
OTHER														220 - 240		220 - 240	
WINDING NO.	311 / 312		311 / 312		311 / 312		311 / 312		25 / 26		311		05		05		
	kVA	kW	kVA	kW	kVA	kW	kVA	kW	kVA	kW	kVA	kW	kVA	kW	kVA	kW	
HCI 444C	270	216	270	216	270	216	270	216	270	216	THESE GENERATORS ARE NOT OFFERED AT THIS RATING						
HCI 444D	320	256	320	256	320	256	310	248	320	256							
HCI 444E	370	296	370	296	370	296	370	296	355	284							
HCI 444F	415	332	430	344	430	344	430	344	430	344							
HCI 544C	478	382	512	410	478	382	478	382	450	360	THESE GENERATORS ARE NOT OFFERED AT THIS RATING						
HCI 544D	515	412	575	460	515	412	515	412	515	412							
HCI 544E 1	636	509	640	512	636	509	636	509	590	472							
HCI 544F	710	568	710	568	710	568	690	552	710	568							
HCKI 544C	485	388	520	416	485	388	485	388	450	360	THESE GENERATORS ARE NOT OFFERED AT THIS RATING						
HCKI 544D	533	426	590	472	533	426	533	426	515	412							
HCKI 544E 1	640	512	645	516	640	512	640	512	590	472							
HCKI 544F	728	582	728	582	728	582	728	582	728	582							
HCI 634G 1	820	656	830	664	820	656	820	656	820	656	THESE GENERATORS ARE NOT OFFERED AT THIS RATING						
HCI 634H 1	960	768	980	784	960	768	920	736	950	760							
HCI 634J 1	1060	848	1070	856	1060	848	1060	848	1060	848							
HCI 634K 1	1180	944	1190	952	1180	944	1180	944	1115	892							
PI 734A 2	1275	1020	1315	1052	1315	1052	1290	1032	1315	1052	THESE GENERATORS ARE NOT OFFERED AT THIS RATING						
PI 734B 2	1415	1132	1460	1168	1460	1168	1430	1144	1460	1168							
PI 734C 2	1570	1256	1615	1292	1615	1292	1590	1272	1575	1260							
PI 734D 2	1675	1340	1720	1376	1720	1376	1685	1348	1720	1376							
PI 734E 2	1920	1536	1980	1584	1980	1584	1940	1552	1845	1476							
PI 734F 2	2105	1684	2170	1736	2170	1736	2125	1700	2170	1736							
PI 734G 2	2225	1780	2295	1836	2295	1836	2250	1800	2200	1760							

* Parallel star is applicable to windings 311 and 25 only.

** PI 734 generator windings are 6 wire only, so parallel star connection is not possible

1 Winding 25 is not available on these generators, so parallel star connection giving 330V - 345V is not possible.

2 Delta connection is not available on the P7 generators.

150 / 40

SB40
 AMBIENT

AVR CONTROLLED
27°C AMBIENT TEMPERATURE
CLASS "H" TEMP RISE 163°C
(PEAK STANDBY RATING)

INDUSTRIAL
50 Hz
4 Pole

	3 PHASE (12 WIRE)										1 PHASE (12 WIRE)		1 PHASE (DEDICATED)				
	0.8		0.8		0.8		0.8		0.8		0.8		0.8		1.0		
POWER FACTOR	0.8		0.8		0.8		0.8		0.8		0.8		0.8		1.0		
VOLTS :																	
SERIES STAR	380	400	415	440	660 - 690												
PARALLEL STAR	190	200	208	220	330 - 345												
SERIES DELTA	220	230	240	254	380 - 400												
DOUBLE DELTA												220 - 240					
OTHER														220 - 240		220 - 240	
WINDING NO.	311		311		311		311		25		311		05		05		
	kVA	kW	kVA	kW	kVA	kW	kVA	kW	kVA	kW	kVA	kW	kVA	kW	kVA	kW	

BCI 164A	THESE GENERATORS ARE NOT OFFERED AT THIS RATING															
BCI 164B																
BCI 164C																
BCI 164D																

BCI 184E	N/A	N/A	N/A	N/A	N/A	N/A	N/A	N/A	N/A	N/A	N/A	THESE GENERATORS ARE NOT OFFERED AT THIS RATING				
BCI 184F	30.0	24.0	30.0	24.0	30.0	24.0	24.5	19.6	30.0	24.0						
BCI 184G	33.0	26.4	33.0	26.4	33.0	26.4	29.0	23.2	33.0	26.4						
BCI 184H	40.0	32.0	40.5	32.4	40.0	32.0	34.7	27.8	N/A	N/A						
BCI 184J	42.5	34.0	45.0	36.0	42.5	34.0	37.2	29.8	N/A	N/A						

BCAI 164A	THESE GENERATORS ARE NOT OFFERED AT THIS RATING															
BCAI 164B																
BCAI 164C																
BCAI 164D																
BCAI 164E																
BCAI 164F																
BCAI 164G																

BCLI 164A	THESE GENERATORS ARE NOT OFFERED AT THIS RATING															
BCLI 164B																
BCLI 164C																
BCLI 164D																
BCLI 184E																
BCLI 184F																

UCI 224C	46.8	37.4	46.8	37.4	46.8	37.4	33.0	26.4	41.0	32.8	THESE GENERATORS ARE NOT OFFERED AT THIS RATING				
UCI 224D	55.0	44.0	55.0	44.0	55.0	44.0	41.2	33.0	55.0	44.0					
UCI 224E	63.0	50.4	63.0	50.4	63.0	50.4	47.3	37.8	N/A	N/A					
UCI 224F	80.0	64.0	80.0	64.0	80.0	64.0	60.5	48.4	71.5	57.2					
UCI 224G	90.8	72.6	90.8	72.6	90.8	72.6	80.1	64.1	85.0	68.0					

UCI 274C	110.0	88.0	110.0	88.0	110.0	88.0	N/A	N/A	110.0	88.0	THESE GENERATORS ARE NOT OFFERED AT THIS RATING				
UCI 274D	125.0	100.0	130.0	104.0	125.0	100.0	N/A	N/A	125.0	100.0					
UCI 274E	150.0	120.0	150.0	120.0	150.0	120.0	N/A	N/A	150.0	120.0					
UCI 274F	175.0	140.0	175.0	140.0	175.0	140.0	N/A	N/A	175.0	140.0					
UCI 274G	194.0	155.2	194.0	155.2	194.0	155.2	N/A	N/A	189.0	151.2					
UCI 274H	220.0	176.0	220.0	176.0	220.0	176.0	N/A	N/A	220.0	176.0					

UCDI 274J	260.0	208.0	260.0	208.0	260.0	208.0	N/A	N/A	N/A	N/A	NOT OFFERED AT THIS RATING				
UCDI 274K	275.0	220.0	275.0	220.0	275.0	220.0	N/A	N/A	N/A	N/A					

AVR CONTROLLED
27°C AMBIENT TEMPERATURE
CLASS "H" TEMP RISE 163°C
(PEAK STANDBY RATING)

INDUSTRIAL
50 Hz
4 Pole

	3 PHASE (12 / 6 WIRE **)										1 PHASE (12 WIRE)		1 PHASE (DEDICATED)				
	0.8		0.8		0.8		0.8		0.8		0.8		0.8		1.0		
POWER FACTOR	0.8		0.8		0.8		0.8		0.8		0.8		0.8		1.0		
VOLTS :																	
SERIES STAR	380	400	415	440	660 - 690												
* PARALLEL STAR	190	200	208	220	330 - 345												
SERIES DELTA	220	230	240	254	380 - 400												
DOUBLE DELTA												220 - 240					
OTHER														220 - 240		220 - 240	
WINDING NO.	311 / 312		311 / 312		311 / 312		311 / 312		25 / 26		311		05		05		
	kVA	kW	kVA	kW	kVA	kW	kVA	kW	kVA	kW	kVA	kW	kVA	kW	kVA	kW	
HCI 444C	275	220	275	220	275	220	275	220	275	220	THESE GENERATORS ARE NOT OFFERED AT THIS RATING						
HCI 444D	330	264	330	264	330	264	320	256	330	264							
HCI 444E	380	304	400	320	380	304	380	304	370	296							
HCI 444F	425	340	450	360	440	352	440	352	440	352							
HCI 544C	495	396	520	416	495	396	495	396	468	374	THESE GENERATORS ARE NOT OFFERED AT THIS RATING						
HCI 544D	530	424	590	472	530	424	530	424	530	424							
HCI 544E 1	660	528	665	532	660	528	660	528	610	488							
HCI 544F	738	590	738	590	738	590	715	572	738	590							
HCKI 544C	500	400	530	424	500	400	500	400	468	374	THESE GENERATORS ARE NOT OFFERED AT THIS RATING						
HCKI 544D	550	440	610	488	550	440	550	440	530	424							
HCKI 544E 1	660	528	665	532	660	528	660	528	610	488							
HCKI 544F	750	600	750	600	750	600	750	600	750	600							
HCI 634G 1	850	680	860	688	850	680	850	680	850	680	THESE GENERATORS ARE NOT OFFERED AT THIS RATING						
HCI 634H 1	1000	800	1010	808	1000	800	960	768	990	792							
HCI 634J 1	1100	880	1110	888	1100	880	1100	880	1100	880							
HCI 634K 1	1220	976	1230	984	1220	976	1220	976	1150	920							
PI 734A 2	1310	1048	1350	1080	1350	1080	1325	1060	1350	1080	THESE GENERATORS ARE NOT OFFERED AT THIS RATING						
PI 734B 2	1455	1164	1500	1200	1500	1200	1470	1176	1500	1200							
PI 734C 2	1615	1292	1660	1328	1660	1328	1630	1304	1620	1296							
PI 734D 2	1715	1372	1770	1416	1770	1416	1735	1388	1770	1416							
PI 734E 2	1975	1580	2035	1628	2035	1628	1995	1596	1895	1516							
PI 734F 2	2165	1732	2230	1784	2230	1784	2185	1748	2230	1784							
PI 734G 2	2290	1832	2360	1888	2360	1888	2310	1848	2295	1836							

* Parallel star is applicable to windings 311 and 25 only.

** PI 734 generator windings are 6 wire only, so parallel star connection is not possible

1 Winding 25 is not available on these generators, so parallel star connection giving 330V - 345V is not possible.

2 Delta connection is not available on the P7 generators.

AVR CONTROLLED
40°C AMBIENT TEMPERATURE
CLASS "F" TEMP RISE 105°C
(BASE CONTINUOUS RATING)

INDUSTRIAL
60 Hz
4 Pole

3 PHASE (12 WIRE)														
POWER FACTOR	0.8		0.8		0.8		0.8		0.8		0.8		0.8	
VOLTS :														
SERIES STAR	380 - 416		416		440		460		480		600		660 - 690	
PARALLEL STAR	190 - 208		208		220		230		240		300		330 - 345	
SERIES DELTA	220 - 240		240		254		266		277		346		380 - 400	
WINDING NO.	14		311		311		311		311		17		27	
	kVA	kW	kVA	kW	kVA	kW	kVA	kW	kVA	kW	kVA	kW	kVA	kW
BCI 164A	8.9	7.1	8.9	7.1	9.4	7.5	9.4	7.5	9.4	7.5	9.4	7.5	N/A	N/A
BCI 164B	12.0	9.6	12.0	9.6	12.5	10.0	12.5	10.0	12.5	10.0	12.5	10.0	N/A	N/A
BCI 164C	14.8	11.8	14.8	11.8	15.6	12.5	15.6	12.5	15.6	12.5	15.6	12.5	N/A	N/A
BCI 164D	18.8	15.0	17.8	14.2	18.8	15.0	18.8	15.0	18.8	15.0	18.8	15.0	N/A	N/A
BCI 184E	25.0	20.0	25.0	20.0	26.3	21.0	26.3	21.0	28.1	22.5	28.1	22.5	N/A	N/A
BCI 184F	30.0	24.0	30.0	24.0	31.3	25.0	31.3	25.0	32.5	26.0	32.5	26.0	N/A	N/A
BCI 184G	34.5	27.6	31.3	25.0	34.4	27.5	34.4	27.5	34.4	27.5	34.4	27.5	N/A	N/A
BCI 184H	40.0	32.0	40.7	32.6	43.0	34.4	43.0	34.4	43.0	34.4	43.0	34.4	N/A	N/A
BCI 184J	43.5	34.8	43.3	34.6	45.8	36.6	45.8	36.6	45.8	36.6	50.0	40.0	N/A	N/A
BCAI 164A	8.9	7.1	8.9	7.1	9.4	7.5	9.4	7.5	9.4	7.5	9.4	7.5	N/A	N/A
BCAI 164B	11.9	9.5	11.9	9.5	12.5	10.0	12.5	10.0	12.5	10.0	12.5	10.0	N/A	N/A
BCAI 164C	14.8	11.8	14.8	11.8	15.6	12.5	15.6	12.5	15.6	12.5	15.6	12.5	N/A	N/A
BCAI 164D	18.8	15.0	17.8	14.2	18.8	15.0	18.8	15.0	18.8	15.0	18.8	15.0	N/A	N/A
BCAI 164E	23.8	19.0	23.8	19.0	25.0	20.0	25.0	20.0	26.7	21.4	26.7	21.4	N/A	N/A
BCAI 164F	28.5	22.8	28.5	22.8	29.7	23.8	29.7	23.8	30.9	24.7	30.9	24.7	N/A	N/A
BCAI 164G	32.6	26.1	29.7	23.8	32.6	26.1	32.6	26.1	32.6	26.1	32.6	26.1	N/A	N/A
BCLI 164A	7.8	6.2	7.8	6.2	8.6	6.9	8.6	6.9	8.6	6.9	8.6	6.9	N/A	N/A
BCLI 164B	10.5	8.4	10.5	8.4	11.5	9.2	11.5	9.2	11.5	9.2	11.5	9.2	N/A	N/A
BCLI 164C	12.8	10.2	12.8	10.2	14.3	11.4	14.3	11.4	14.3	11.4	14.3	11.4	N/A	N/A
BCLI 164D	15.6	12.5	15.6	12.5	16.0	12.8	16.0	12.8	16.0	12.8	16.0	12.8	N/A	N/A
BCLI 184E	20.6	16.5	20.6	16.5	22.9	18.3	22.9	18.3	22.9	18.3	22.9	18.3	N/A	N/A
BCLI 184F	24.7	19.8	24.7	19.8	27.5	22.0	27.5	22.0	27.5	22.0	27.5	22.0	N/A	N/A
UCI 224C	48.0	38.4	45.0	36.0	46.3	37.0	46.3	37.0	48.0	38.4	48.0	38.4	N/A	N/A
UCI 224D	56.0	44.8	52.5	42.0	55.0	44.0	56.0	44.8	58.0	46.4	58.0	46.4	N/A	N/A
UCI 224E	65.0	52.0	62.5	50.0	65.0	52.0	65.0	52.0	68.0	54.4	68.0	54.4	N/A	N/A
UCI 224F	75.0	60.0	75.0	60.0	78.1	62.5	78.1	62.5	82.5	66.0	82.5	66.0	N/A	N/A
UCI 224G	93.8	75.0	87.5	70.0	90.0	72.0	93.8	75.0	95.0	76.0	95.0	76.0	N/A	N/A
UCI 274C	110.0	88.0	97.5	78.0	106.3	85.0	106.3	85.0	112.5	90.0	110.0	88.0	N/A	N/A
UCI 274D	120.0	96.0	120.0	96.0	125.0	100.0	125.0	100.0	131.3	105.0	131.3	105.0	N/A	N/A
UCI 274E	140.0	112.0	140.0	112.0	143.8	115.0	143.8	115.0	160.0	128.0	160.0	128.0	147.0	117.6
UCI 274F	160.0	128.0	162.5	130.0	172.5	138.0	172.5	138.0	187.5	150.0	187.5	150.0	N/A	N/A
UCI 274G	187.5	150.0	192.8	154.2	199.0	159.2	199.0	159.2	212.2	169.8	206.3	165.0	N/A	N/A
UCI 274H	218.8	175.0	218.8	175.0	225.0	180.0	225.0	180.0	235.0	188.0	235.0	188.0	220.0	176.0
UCDI 274J	275.0	220.0	250.0	200.0	264.0	211.2	275.0	220.0	275.0	220.0	281.0	224.8	N/A	N/A
UCDI 274K	N/A	N/A	267.0	213.6	275.0	220.0	286.5	229.2	286.5	229.2	N/A	N/A	N/A	N/A

105 / 40

CLASS
F
TEMP RISE

**AVR CONTROLLED
40°C AMBIENT TEMPERATURE
CLASS "F" TEMP RISE 105°C
(BASE CONTINUOUS RATING)**

**INDUSTRIAL
60 Hz
4 Pole**

3 PHASE (12 / 6 WIRE **)														
POWER FACTOR	0.8		0.8		0.8		0.8		0.8		0.8		0.8	
VOLTS :														
SERIES STAR	380 - 416		416		440		460		480		600		660 - 690	
* PARALLEL STAR	190 - 208		208		220		230		240		300		330 - 345	
SERIES DELTA	220 - 240		240		254		266		277		346		380 - 400	
WINDING NO.	14 / 13		311 / 312		311 / 312		311 / 312		311 / 312		17 / 07		27 / 28	
	kVA	kW	kVA	kW	kVA	kW	kVA	kW	kVA	kW	kVA	kW	kVA	kW
HCI 444C	275	220	260	208	275	220	290	232	290	232	290	232	290	232
HCI 444D	315	252	315	252	335	268	345	276	345	276	345	276	315	252
HCI 444E	N/A	N/A	365	292	385	308	400	320	400	320	400	320	355	284
HCI 444F 1	465	372	420	336	445	356	465	372	465	372	465	372	435	348
HCI 544C	460	368	481	385	500	400	531	425	538	430	515	412	500	400
HCI 544D	563	450	519	415	538	430	563	450	588	470	588	470	545	436
HCI 544E 2	620	496	625	500	650	520	663	530	675	540	658	526	659	527
HCI 544F	750	600	688	550	719	575	731	585	750	600	750	600	682	546
HCKI 544C	460	368	490	392	518	414	540	432	540	432	515	412	500	400
HCKI 544D	563	450	530	424	560	448	583	466	583	466	588	470	545	436
HCKI 544E 2	620	496	630	504	665	532	693	554	693	554	667	534	659	527
HCKI 544F	788	630	716	573	757	606	788	630	788	630	788	630	682	546
HCI 634G 3	813	650	813	650	844	675	888	710	913	730	913	730	870	696
HCI 634H 3	910	728	913	730	963	770	1000	800	1025	820	963	770	N/A	N/A
HCI 634J 1, 3	1150	920	1063	850	1100	880	1150	920	1188	950	1188	950	N/A	N/A
HCI 634K 1, 3	1260	1008	1188	950	1238	990	1275	1020	1313	1050	1313	1050	1330	1064
PI 734A 4	1310	1048	1275	1020	1395	1116	1405	1124	1415	1132	1415	1132	1305	1044
PI 734B 4	1455	1164	1415	1132	1510	1208	1540	1232	1575	1260	1575	1260	1450	1160
PI 734C 4	1650	1320	1590	1272	1690	1352	1725	1380	1760	1408	1760	1408	1710	1368
PI 734D 4	1785	1428	1690	1352	1800	1440	1840	1472	1875	1500	1875	1500	1800	1440
PI 734E 4	N/A	N/A	1935	1548	2055	1644	2100	1680	2140	1712	2140	1712	1910	1528
PI 734F 4	2330	1864	2180	1744	2325	1860	2370	1896	2420	1936	2420	1936	2200	1760
PI 734G 4	N/A	N/A	2255	1804	2360	1888	2445	1956	2560	2048	2560	2048	N/A	N/A

* Parallel star is applicable to windings 311, 14 and 17 only.

** PI 734 generator windings are 6 wire only, so parallel star connection is not possible

1 Winding 14 is not available on these generators, so parallel star connection giving 190V - 208V is not possible.

2 Figures given for winding 13 / 14 apply to 380V only.

3 Winding 17 is not available on these generators, so parallel star connection giving 300V is not possible.

4 Delta connection is not available on the P7 generators.

105 / 40

CLASS
F
TEMP RISE

AVR CONTROLLED
40°C AMBIENT TEMPERATURE
CLASS "F" TEMP RISE 105°C
(BASE CONTINUOUS RATING)

INDUSTRIAL
60 Hz
4 Pole

POWER FACTOR	1 PHASE (12 WIRE)						1 PHASE (DEDICATED)													
	0.8		0.8		0.8		0.8		0.8		0.8		1.0		1.0		1.0			
	VOLTS :		VOLTS :		VOLTS :		VOLTS :		VOLTS :		VOLTS :		VOLTS :		VOLTS :		VOLTS :			
DOUBLE DELTA	220		230		240		220		230		240		220		230		240			
OTHER	311		311		311		06		06		06		06		06		06			
WINDING NO.	kVA		kW		kVA		kW		kVA		kW		kVA		kW		kVA		kW	
BCI 164A	4.8	3.8	5.0	4.0	5.3	4.2	5.9	4.7	5.9	4.7	5.9	4.7	7.5	7.5	7.5	7.5	7.5	7.5	7.5	7.5
BCI 164B	6.3	5.0	6.6	5.3	6.9	5.5	8.0	6.4	8.0	6.4	8.0	6.4	10.0	10.0	10.0	10.0	10.0	10.0	10.0	10.0
BCI 164C	7.8	6.2	8.2	6.6	8.6	6.9	10.0	8.0	10.0	8.0	10.0	8.0	12.4	12.4	12.4	12.4	12.4	12.4	12.4	12.4
BCI 164D	9.5	7.6	9.9	7.9	10.4	8.3	12.3	9.8	12.3	9.8	12.3	9.8	15.0	15.0	15.0	15.0	15.0	15.0	15.0	15.0
BCI 184E	13.3	10.6	13.9	11.1	14.5	11.6	16.5	13.2	16.5	13.2	16.5	13.2	19.0	19.0	19.2	19.2	21.0	21.0	21.0	21.0
BCI 184F	16.0	12.8	16.8	13.4	17.5	14.0	20.0	16.0	20.0	16.0	20.0	16.0	23.0	23.0	23.5	23.5	25.0	25.0	25.0	25.0
BCI 184G	16.6	13.3	17.3	13.8	18.1	14.5	23.0	18.4	23.0	18.4	23.0	18.4	27.0	27.0	27.5	27.5	30.0	30.0	30.0	30.0
BCI 184H	21.6	17.3	22.6	18.1	23.6	18.9	28.7	23.0	28.7	23.0	28.7	23.0	32.2	32.2	32.2	32.2	32.2	32.2	32.2	32.2
BCI 184J	23.0	18.4	24.0	19.2	25.0	20.0	32.0	25.6	32.0	25.6	32.0	25.6	36.5	36.5	36.5	36.5	36.5	36.5	36.5	36.5
BCAI 164A	4.8	3.8	5.0	4.0	5.3	4.2	5.9	4.7	5.9	4.7	5.9	4.7	7.5	7.5	7.5	7.5	7.5	7.5	7.5	7.5
BCAI 164B	6.3	5.0	6.6	5.3	6.9	5.5	8.0	6.4	8.0	6.4	8.0	6.4	10.0	10.0	10.0	10.0	10.0	10.0	10.0	10.0
BCAI 164C	7.8	6.2	8.2	6.6	8.6	6.9	10.0	8.0	10.0	8.0	10.0	8.0	12.4	12.4	12.4	12.4	12.4	12.4	12.4	12.4
BCAI 164D	9.5	7.6	9.9	7.9	10.4	8.3	12.2	9.8	12.2	9.8	12.2	9.8	15.0	15.0	15.0	15.0	15.0	15.0	15.0	15.0
BCAI 164E	12.6	10.1	13.2	10.6	13.8	11.0	15.7	12.6	15.7	12.6	15.7	12.6	19.0	19.0	19.2	19.2	19.2	19.2	19.2	19.2
BCAI 164F	15.1	12.1	15.8	12.6	16.5	13.2	18.8	15.0	18.8	15.0	18.8	15.0	23.0	23.0	23.5	23.5	23.5	23.5	23.5	23.5
BCAI 164G	15.8	12.6	16.5	13.2	17.2	13.8	21.8	17.4	21.8	17.4	21.8	17.4	27.0	27.0	27.5	27.5	27.5	27.5	27.5	27.5
BCLI 164A	4.8	3.8	5.0	4.0	5.3	4.2	6.3	5.0	6.3	5.0	6.3	5.0	7.5	7.5	7.5	7.5	7.5	7.5	7.5	7.5
BCLI 164B	6.3	5.0	6.6	5.3	6.9	5.5	8.6	6.9	8.6	6.9	8.6	6.9	10.0	10.0	10.0	10.0	10.0	10.0	10.0	10.0
BCLI 164C	7.9	6.3	8.3	6.6	8.7	7.0	10.4	8.3	10.4	8.3	10.4	8.3	12.4	12.4	12.4	12.4	12.4	12.4	12.4	12.4
BCLI 164D	9.6	7.7	10.0	8.0	10.5	8.4	12.4	9.9	12.4	9.9	12.4	9.9	14.7	14.7	14.7	14.7	14.7	14.7	14.7	14.7
BCLI 184E	12.5	10.0	13.1	10.5	13.7	11.0	16.0	12.8	16.0	12.8	16.0	12.8	19.0	19.0	19.0	19.0	19.0	19.0	19.0	19.0
BCLI 184F	15.1	12.1	15.8	12.6	16.5	13.2	18.9	15.1	18.9	15.1	18.9	15.1	21.6	21.6	21.6	21.6	21.6	21.6	21.6	21.6
UCI 224C	27.5	22.0	28.8	23.0	30.0	24.0	33.8	27.0	33.8	27.0	33.8	27.0	33.8	33.8	33.8	33.8	33.8	33.8	33.8	33.8
UCI 224D	32.1	25.7	33.5	26.8	35.0	28.0	40.0	32.0	40.0	32.0	40.0	32.0	40.0	40.0	40.0	40.0	40.0	40.0	40.0	40.0
UCI 224E	38.1	30.5	40.0	32.0	41.9	33.5	47.3	37.8	47.3	37.8	47.3	37.8	47.3	47.3	47.3	47.3	47.3	47.3	47.3	47.3
UCI 224F	45.6	36.5	47.5	38.0	50.0	40.0	56.9	45.5	56.9	45.5	56.9	45.5	56.9	56.9	56.9	56.9	56.9	56.9	56.9	56.9
UCI 224G	53.1	42.5	55.6	44.5	58.8	47.0	65.6	52.5	65.6	52.5	65.6	52.5	65.6	65.6	65.6	65.6	65.6	65.6	65.6	65.6
UCI 274C	53.1	42.5	55.6	44.5	58.5	46.8	75.0	60.0	75.0	60.0	75.0	60.0	75.0	75.0	75.0	75.0	75.0	75.0	75.0	75.0
UCI 274D	66.0	52.8	68.8	55.0	72.0	57.6	87.5	70.0	87.5	70.0	87.5	70.0	87.5	87.5	87.5	87.5	87.5	87.5	87.5	87.5
UCI 274E	76.5	61.2	80.0	64.0	84.0	67.2	100.0	80.0	100.0	80.0	100.0	80.0	100.0	100.0	100.0	100.0	100.0	100.0	100.0	100.0
UCI 274F	87.5	70.0	92.5	74.0	97.5	78.0	125.0	100.0	125.0	100.0	125.0	100.0	125.0	125.0	125.0	125.0	125.0	125.0	125.0	125.0
UCI 274G	102.8	82.2	109.0	87.2	115.7	92.6	137.5	110.0	137.5	110.0	137.5	110.0	137.5	137.5	137.5	137.5	137.5	137.5	137.5	137.5
UCI 274H	120.0	96.0	125.0	100.0	131.3	105.0	143.8	115.0	143.8	115.0	143.8	115.0	143.8	143.8	143.8	143.8	143.8	143.8	143.8	143.8
UCDI 274J	135.0	108.0	145.0	116.0	150.0	120.0	N/A	N/A	N/A	N/A	N/A	N/A	N/A	N/A	N/A	N/A	N/A	N/A	N/A	N/A
UCDI 274K	142.0	113.6	151.0	120.8	160.0	128.0	N/A	N/A	N/A	N/A	N/A	N/A	N/A	N/A	N/A	N/A	N/A	N/A	N/A	N/A

105 / 40



**AVR CONTROLLED
 40°C AMBIENT TEMPERATURE
 CLASS "F" TEMP RISE 105°C
 (BASE CONTINUOUS RATING)**

**INDUSTRIAL
 60 Hz
 4 Pole**

	1 PHASE (12 WIRE)						1 PHASE (DEDICATED)			
	0.8		0.8		0.8		0.8		1.0	
POWER FACTOR	0.8		0.8		0.8		0.8		1.0	
VOLTS :										
DOUBLE DELTA	220		230		240					
OTHER							220 - 240		220 - 240	
WINDING NO.	311		311		311		06		06	
	kVA	kW	kVA	kW	kVA	kW	kVA	kW	kVA	kW

HCI 444C	120	96	125	100	130	104	THESE GENERATORS ARE NOT OFFERED AT THIS RATING
HCI 444D	145	116	155	124	160	128	
HCI 444E	165	132	180	144	185	148	
HCI 444F	195	156	200	160	210	168	

HCI 544C	175	140	183	146	190	152	THESE GENERATORS ARE NOT OFFERED AT THIS RATING
HCI 544D	188	150	198	158	208	166	
HCI 544E	228	182	238	190	250	200	
HCI 544F	250	200	263	210	275	220	

HCKI 544C	175	140	183	146	190	152	THESE GENERATORS ARE NOT OFFERED AT THIS RATING
HCKI 544D	188	150	198	158	208	166	
HCKI 544E	228	182	238	190	250	200	
HCKI 544F	250	200	263	210	275	220	

HCI 634G	THESE GENERATORS ARE NOT OFFERED AT THIS RATING
HCI 634H	
HCI 634J	
HCI 634K	

PI 734A	THESE GENERATORS ARE NOT OFFERED AT THIS RATING
PI 734B	
PI 734C	
PI 734D	
PI 734E	
PI 734F	
PI 734G	

105 / 40

**CLASS
 F
 TEMP RISE**

**AVR CONTROLLED
40°C AMBIENT TEMPERATURE
CLASS "H" TEMP RISE 125°C
(BASE CONTINUOUS RATING)**

**INDUSTRIAL
60 Hz
4 Pole**

POWER FACTOR	3 PHASE (12 WIRE)													
	0.8		0.8		0.8		0.8		0.8		0.8		0.8	
VOLTS :														
SERIES STAR	380 - 416		416		440		460		480		600		660 - 690	
PARALLEL STAR	190 - 208		208		220		230		240		300		330 - 345	
SERIES DELTA	220 - 240		240		254		266		277		346		380 - 400	
WINDING NO.	14		311		311		311		311		17		27	
	kVA	kW	kVA	kW	kVA	kW	kVA	kW	kVA	kW	kVA	kW	kVA	kW
BCI 164A	9.6	7.7	9.6	7.7	10.2	8.2	10.2	8.2	10.2	8.2	10.2	8.2	N/A	N/A
BCI 164B	13.0	10.4	13.0	10.4	13.8	11.0	13.8	11.0	13.8	11.0	13.8	11.0	N/A	N/A
BCI 164C	16.0	12.8	16.0	12.8	16.9	13.5	16.9	13.5	16.9	13.5	16.9	13.5	N/A	N/A
BCI 164D	20.0	16.0	18.9	15.1	20.0	16.0	20.0	16.0	20.0	16.0	20.0	16.0	N/A	N/A
BCI 184E	27.5	22.0	27.5	22.0	28.8	23.0	28.8	23.0	30.0	24.0	30.0	24.0	N/A	N/A
BCI 184F	32.5	26.0	32.5	26.0	34.4	27.5	34.4	27.5	35.0	28.0	35.0	28.0	N/A	N/A
BCI 184G	37.5	30.0	35.0	28.0	37.5	30.0	37.5	30.0	37.5	30.0	37.5	30.0	N/A	N/A
BCI 184H	43.5	34.8	44.3	35.4	46.9	37.5	46.9	37.5	46.9	37.5	46.8	37.4	N/A	N/A
BCI 184J	47.5	38.0	47.3	37.8	50.0	40.0	50.0	40.0	50.0	40.0	55.0	44.0	N/A	N/A
BCAI 164A	9.6	7.7	9.6	7.7	10.2	8.2	10.2	8.2	10.2	8.2	10.2	8.2	N/A	N/A
BCAI 164B	13.0	10.4	13.0	10.4	13.8	11.0	13.8	11.0	13.8	11.0	13.8	11.0	N/A	N/A
BCAI 164C	16.0	12.8	16.0	12.8	16.9	13.5	16.9	13.5	16.9	13.5	16.9	13.5	N/A	N/A
BCAI 164D	20.0	16.0	18.9	15.1	20.0	16.0	20.0	16.0	20.0	16.0	20.0	16.0	N/A	N/A
BCAI 164E	26.1	20.9	26.1	20.9	27.4	21.9	27.4	21.9	27.4	21.9	27.4	21.9	N/A	N/A
BCAI 164F	30.9	24.7	30.9	24.7	32.6	26.1	32.6	26.1	32.6	26.1	32.6	26.1	N/A	N/A
BCAI 164G	35.6	28.5	33.3	26.6	35.6	28.5	35.6	28.5	35.6	28.5	35.6	28.5	N/A	N/A
BCLI 164A	8.5	6.8	8.5	6.8	9.4	7.5	9.4	7.5	9.4	7.5	9.4	7.5	N/A	N/A
BCLI 164B	11.5	9.2	11.5	9.2	12.5	10.0	12.5	10.0	12.5	10.0	12.5	10.0	N/A	N/A
BCLI 164C	14.0	11.2	14.0	11.2	15.6	12.5	15.6	12.5	15.6	12.5	15.6	12.5	N/A	N/A
BCLI 164D	17.0	13.6	17.0	13.6	17.5	14.0	17.5	14.0	17.5	14.0	17.5	14.0	N/A	N/A
BCLI 184E	22.5	18.0	22.5	18.0	25.0	20.0	25.0	20.0	25.0	20.0	25.0	20.0	N/A	N/A
BCLI 184F	27.0	21.6	27.0	21.6	30.0	24.0	30.0	24.0	30.0	24.0	30.0	24.0	N/A	N/A
UCI 224C	55.0	44.0	50.0	40.0	52.5	42.0	52.5	42.0	55.0	44.0	55.0	44.0	N/A	N/A
UCI 224D	62.5	50.0	60.0	48.0	62.5	50.0	62.5	50.0	65.0	52.0	65.0	52.0	N/A	N/A
UCI 224E	70.0	56.0	67.5	54.0	70.0	56.0	72.5	58.0	75.0	60.0	75.0	60.0	N/A	N/A
UCI 224F	85.0	68.0	83.8	67.0	87.5	70.0	87.5	70.0	93.8	75.0	94.0	75.2	N/A	N/A
UCI 224G	100.0	80.0	93.8	75.0	97.5	78.0	100.0	80.0	103.8	83.0	103.8	83.0	N/A	N/A
UCI 274C	120.0	96.0	112.5	90.0	117.5	94.0	117.5	94.0	125.0	100.0	120.0	96.0	N/A	N/A
UCI 274D	131.3	105.0	131.3	105.0	137.5	110.0	137.5	110.0	146.3	117.0	146.3	117.0	N/A	N/A
UCI 274E	160.0	128.0	160.0	128.0	167.5	134.0	167.5	134.0	178.8	143.0	178.8	143.0	160.0	128.0
UCI 274F	180.0	144.0	181.3	145.0	190.0	152.0	190.0	152.0	206.3	165.0	206.3	165.0	N/A	N/A
UCI 274G	200.0	160.0	205.0	164.0	218.5	174.8	218.5	174.8	231.4	185.1	225.0	180.0	N/A	N/A
UCI 274H	237.5	190.0	237.5	190.0	245.0	196.0	245.0	196.0	255.0	204.0	255.0	204.0	240.0	192.0
UCDI 274J	300.0	240.0	269.0	215.2	281.0	224.8	294.0	235.2	300.0	240.0	305.0	244.0	N/A	N/A
UCDI 274K	N/A	N/A	291.0	232.8	299.0	239.2	312.5	250.0	312.5	250.0	N/A	N/A	N/A	N/A

125 / 40



**AVR CONTROLLED
40°C AMBIENT TEMPERATURE
CLASS "H" TEMP RISE 125°C
(BASE CONTINUOUS RATING)**

**INDUSTRIAL
60 Hz
4 Pole**

3 PHASE (12 / 6 WIRE **)															
POWER FACTOR	0.8		0.8		0.8		0.8		0.8		0.8		0.8		
VOLTS :															
SERIES STAR	380 - 416	416	440	460	480	600	660 - 690								
* PARALLEL STAR	190 - 208	208	220	230	240	300	330 - 345								
SERIES DELTA	220 - 240	240	254	266	277	346	380 - 400								
WINDING NO.	14 / 13		311 / 312		311 / 312		311 / 312		311 / 312		17 / 07		27 / 28		
	kVA	kW	kVA	kW	kVA	kW	kVA	kW	kVA	kW	kVA	kW	kVA	kW	
HCI 444C	300	240	285	228	300	240	315	252	315	252	315	252	315	252	
HCI 444D	350	280	340	272	360	288	375	300	375	300	375	300	340	272	
HCI 444E	N/A	N/A	400	320	420	336	440	352	440	352	440	352	385	308	
HCI 444F	1	500	400	455	364	480	384	500	400	500	400	500	400	475	380
HCI 544C	500	400	525	420	550	440	581	465	594	475	563	450	550	440	
HCI 544D	625	500	575	460	594	475	625	500	644	515	644	515	600	480	
HCI 544E	2	675	540	681	545	713	570	731	585	750	600	725	580	725	580
HCI 544F	825	660	738	590	775	620	800	640	825	660	825	660	750	600	
HCKI 544C	500	400	539	431	570	456	594	475	594	475	563	450	550	440	
HCKI 544D	625	500	584	467	618	494	644	515	644	515	644	515	600	480	
HCKI 544E	2	675	540	681	545	720	576	750	600	750	600	735	588	725	580
HCKI 544F	843	674	766	613	810	648	843	674	843	674	843	674	750	600	
HCI 634G	3	875	700	875	700	925	740	963	770	1000	800	1000	800	950	760
HCI 634H	3	1000	800	1025	820	1063	850	1075	860	1125	900	1063	850	N/A	N/A
HCI 634J	1.3	1250	1000	1150	920	1200	960	1250	1000	1300	1040	1300	1040	N/A	N/A
HCI 634K	1.3	1375	1100	1275	1020	1338	1070	1388	1110	1438	1150	1438	1150	1450	1160
PI 734A	4	1405	1124	1370	1096	1500	1200	1510	1208	1525	1220	1525	1220	1405	1124
PI 734B	4	1560	1248	1525	1220	1625	1300	1655	1324	1690	1352	1690	1352	1560	1248
PI 734C	4	1770	1416	1705	1364	1815	1452	1855	1484	1890	1512	1890	1512	1840	1472
PI 734D	4	1915	1532	1815	1452	1935	1548	1975	1580	2015	1612	2015	1612	1940	1552
PI 734E	4	N/A	N/A	2070	1656	2210	1768	2255	1804	2300	1840	2300	1840	2050	1640
PI 734F	4	2505	2004	2340	1872	2500	2000	2550	2040	2600	2080	2600	2080	2360	1888
PI 734G	4	N/A	N/A	2420	1936	2535	2028	2625	2100	2750	2200	2750	2200	N/A	N/A

* Parallel star is applicable to windings 311, 14 and 17 only.

** PI 734 generator windings are 6 wire only, so parallel star connection is not possible

1 Winding 14 is not available on these generators, so parallel star connection giving 190V - 208V is not possible.

2 Figures given for winding 13 / 14 apply to 380V only.

3 Winding 17 is not available on these generators, so parallel star connection giving 300V is not possible.

4 Delta connection is not available on the P7 generators.

125 / 40

**CLASS
H
TEMP RISE**

AVR CONTROLLED
40°C AMBIENT TEMPERATURE
CLASS "H" TEMP RISE 125°C
(BASE CONTINUOUS RATING)

INDUSTRIAL
60 Hz
4 Pole

POWER FACTOR	1 PHASE (12 WIRE)						1 PHASE (DEDICATED)													
	0.8		0.8		0.8		0.8		0.8		0.8		1.0		1.0		1.0			
	VOLTS :		DOUBLE DELTA		OTHER		WINDING NO.		kVA		kW		kVA		kW		kVA		kW	
	220	230	240	220	230	240	06	06	06	06	06	06	06	06	06	06	06	06	06	06
BCI 164A	5.1	4.1	5.4	4.3	5.6	4.5	6.4	5.1	6.4	5.1	6.4	5.1	8.2	8.2	8.2	8.2	8.2	8.2	8.2	8.2
BCI 164B	6.9	5.5	7.2	5.8	7.5	6.0	8.8	7.0	8.8	7.0	8.8	7.0	11.0	11.0	11.0	11.0	11.0	11.0	11.0	11.0
BCI 164C	8.5	6.8	8.9	7.1	9.3	7.4	10.8	8.6	10.8	8.6	10.8	8.6	13.5	13.5	13.5	13.5	13.5	13.5	13.5	13.5
BCI 164D	10.0	8.0	10.5	8.4	11.0	8.8	13.5	10.8	13.5	10.8	13.5	10.8	16.5	16.5	16.5	16.5	16.5	16.5	16.5	16.5
BCI 184E	14.6	11.7	15.3	12.2	16.0	12.8	18.4	14.7	18.4	14.7	18.4	14.7	21.0	21.0	22.3	22.3	23.0	23.0	23.0	23.0
BCI 184F	17.2	13.8	18.0	14.4	18.8	15.0	21.9	17.5	21.9	17.5	21.9	17.5	25.6	25.6	26.1	26.1	27.5	27.5	27.5	27.5
BCI 184G	18.7	15.0	19.5	15.6	20.3	16.2	25.0	20.0	25.0	20.0	25.0	20.0	30.0	30.0	30.8	30.8	33.0	33.0	33.0	33.0
BCI 184H	23.6	18.9	24.6	19.7	25.7	20.6	31.3	25.0	31.3	25.0	31.3	25.0	35.0	35.0	35.0	35.0	35.0	35.0	35.0	35.0
BCI 184J	25.0	20.0	26.3	21.0	27.4	21.9	35.0	28.0	35.0	28.0	35.0	28.0	40.0	40.0	40.0	40.0	40.0	40.0	40.0	40.0
BCAI 164A	5.2	4.2	5.4	4.3	5.6	4.5	6.4	5.1	6.4	5.1	6.4	5.1	8.2	8.2	8.2	8.2	8.2	8.2	8.2	8.2
BCAI 164B	6.9	5.5	7.2	5.8	7.5	6.0	8.8	7.0	8.8	7.0	8.8	7.0	11.0	11.0	11.0	11.0	11.0	11.0	11.0	11.0
BCAI 164C	8.5	6.8	8.9	7.1	9.3	7.4	10.8	8.6	10.8	8.6	10.8	8.6	13.5	13.5	13.5	13.5	13.5	13.5	13.5	13.5
BCAI 164D	10.0	8.0	10.5	8.4	11.0	8.8	13.5	10.8	13.5	10.8	13.5	10.8	16.5	16.5	16.5	16.5	16.5	16.5	16.5	16.5
BCAI 164E	13.9	11.1	14.5	11.6	15.1	12.1	17.5	14.0	17.5	14.0	17.5	14.0	21.0	21.0	22.3	22.3	22.3	22.3	22.3	22.3
BCAI 164F	16.4	13.1	17.2	13.8	17.9	14.3	20.8	16.6	20.8	16.6	20.8	16.6	25.6	25.6	26.1	26.1	26.1	26.1	26.1	26.1
BCAI 164G	17.7	14.2	18.5	14.8	19.3	15.4	24.0	19.2	24.0	19.2	24.0	19.2	30.0	30.0	30.8	30.8	30.8	30.8	30.8	30.8
BCLI 164A	5.4	4.3	5.6	4.5	5.8	4.6	6.9	5.5	6.9	5.5	6.9	5.5	7.0	7.0	7.0	7.0	7.0	7.0	7.0	7.0
BCLI 164B	6.9	5.5	7.2	5.8	7.5	6.0	9.4	7.5	9.4	7.5	9.4	7.5	9.5	9.5	9.5	9.5	9.5	9.5	9.5	9.5
BCLI 164C	8.7	7.0	9.1	7.3	9.5	7.6	11.3	9.0	11.3	9.0	11.3	9.0	11.5	11.5	11.5	11.5	11.5	11.5	11.5	11.5
BCLI 164D	10.5	8.4	11.0	8.8	11.5	9.2	13.5	10.8	13.5	10.8	13.5	10.8	13.5	13.5	13.5	13.5	13.5	13.5	13.5	13.5
BCLI 184E	13.8	11.0	14.4	11.5	15.0	12.0	17.5	14.0	17.5	14.0	17.5	14.0	18.0	18.0	18.0	18.0	18.0	18.0	18.0	18.0
BCLI 184F	16.5	13.2	17.3	13.8	18.0	14.4	20.6	16.5	20.6	16.5	20.6	16.5	21.0	21.0	21.0	21.0	21.0	21.0	21.0	21.0
UCI 224C	30.5	24.4	32.0	25.6	33.5	26.8	37.5	30.0	37.5	30.0	37.5	30.0	37.5	37.5	37.5	37.5	37.5	37.5	37.5	37.5
UCI 224D	36.5	29.2	38.3	30.6	40.0	32.0	44.0	35.2	44.0	35.2	44.0	35.2	44.0	44.0	44.0	44.0	44.0	44.0	44.0	44.0
UCI 224E	41.3	33.0	43.1	34.5	45.0	36.0	50.0	40.0	50.0	40.0	50.0	40.0	50.0	50.0	50.0	50.0	50.0	50.0	50.0	50.0
UCI 224F	50.0	40.0	52.5	42.0	56.0	44.8	60.0	48.0	60.0	48.0	60.0	48.0	60.0	60.0	60.0	60.0	60.0	60.0	60.0	60.0
UCI 224G	56.9	45.5	59.4	47.5	62.5	50.0	70.0	56.0	70.0	56.0	70.0	56.0	75.0	75.0	75.0	75.0	75.0	75.0	75.0	75.0
UCI 274C	61.3	49.0	64.4	51.5	67.5	54.0	84.0	67.2	84.0	67.2	84.0	67.2	90.0	90.0	90.0	90.0	90.0	90.0	90.0	90.0
UCI 274D	72.0	57.6	75.0	60.0	78.8	63.0	96.0	76.8	96.0	76.8	96.0	76.8	100.0	100.0	100.0	100.0	100.0	100.0	100.0	100.0
UCI 274E	84.0	67.2	90.0	72.0	96.0	76.8	112.0	89.6	112.0	89.6	112.0	89.6	115.0	115.0	115.0	115.0	115.0	115.0	115.0	115.0
UCI 274F	97.5	78.0	103.1	82.5	108.8	87.0	135.0	108.0	135.0	108.0	135.0	108.0	135.0	135.0	135.0	135.0	135.0	135.0	135.0	135.0
UCI 274G	110.5	88.4	115.7	92.6	123.4	98.7	150.0	120.0	150.0	120.0	150.0	120.0	150.0	150.0	150.0	150.0	150.0	150.0	150.0	150.0
UCI 274H	127.5	102.0	135.0	108.0	142.5	114.0	156.3	125.0	156.3	125.0	156.3	125.0	156.3	156.3	156.3	156.3	156.3	156.3	156.3	156.3
UCDI 274J	150.0	120.0	157.0	125.6	161.0	128.8	N/A	N/A	N/A	N/A	N/A	N/A	N/A	N/A	N/A	N/A	N/A	N/A	N/A	N/A
UCDI 274K	155.0	124.0	166.0	132.8	175.0	140.0	N/A	N/A	N/A	N/A	N/A	N/A	N/A	N/A	N/A	N/A	N/A	N/A	N/A	N/A



**AVR CONTROLLED
 40°C AMBIENT TEMPERATURE
 CLASS "H" TEMP RISE 125°C
 (BASE CONTINUOUS RATING)**

**INDUSTRIAL
 60 Hz
 4 Pole**

	1 PHASE (12 WIRE)						1 PHASE (DEDICATED)			
	0.8		0.8		0.8		0.8		1.0	
POWER FACTOR	0.8		0.8		0.8		0.8		1.0	
VOLTS :										
DOUBLE DELTA	220		230		240					
OTHER							220 - 240		220 - 240	
WINDING NO.	311		311		311		06		06	
	kVA	kW	kVA	kW	kVA	kW	kVA	kW	kVA	kW

HCI 444C	130	104	135	108	140	112	THESE GENERATORS ARE NOT OFFERED AT THIS RATING
HCI 444D	155	124	165	132	170	136	
HCI 444E	185	148	195	156	200	160	
HCI 444F	210	168	220	176	230	184	

HCI 544C	192	154	200	160	210	168	THESE GENERATORS ARE NOT OFFERED AT THIS RATING
HCI 544D	210	168	220	176	230	184	
HCI 544E	250	200	261	209	273	218	
HCI 544F	269	215	281	225	295	236	

HCKI 544C	192	154	200	160	210	168	THESE GENERATORS ARE NOT OFFERED AT THIS RATING
HCKI 544D	210	168	220	176	230	184	
HCKI 544E	250	200	261	209	273	218	
HCKI 544F	269	215	281	225	295	236	

HCI 634G	THESE GENERATORS ARE NOT OFFERED AT THIS RATING
HCI 634H	
HCI 634J	
HCI 634K	

PI 734A	THESE GENERATORS ARE NOT OFFERED AT THIS RATING
PI 734B	
PI 734C	
PI 734D	
PI 734E	
PI 734F	
PI 734G	

125 / 40



**AVR CONTROLLED
40°C AMBIENT TEMPERATURE
CLASS "H" TEMP RISE 150°C
(PEAK STANDBY RATING)**

**INDUSTRIAL
60 Hz
4 Pole**

3 PHASE (12 WIRE)														
POWER FACTOR	0.8		0.8		0.8		0.8		0.8		0.8		0.8	
VOLTS :														
SERIES STAR	380 - 416		416		440		460		480		600		660 - 690	
PARALLEL STAR	190 - 208		208		220		230		240		300		330 - 345	
SERIES DELTA	220 - 240		240		254		266		277		346		380 - 400	
WINDING NO.	14		311		311		311		311		17		27	
	kVA	kW	kVA	kW	kVA	kW	kVA	kW	kVA	kW	kVA	kW	kVA	kW

BCI 164A	THESE GENERATORS ARE NOT OFFERED AT THIS RATING													
BCI 164B														
BCI 164C														
BCI 164D														

BCI 184E	N/A	N/A	N/A	N/A	N/A	N/A	N/A	N/A	N/A	N/A	N/A	N/A	N/A	N/A
BCI 184F	N/A	N/A	33.8	27.0	35.0	28.0	35.0	28.0	37.5	30.0	N/A	N/A	N/A	N/A
BCI 184G	N/A	N/A	36.3	29.0	38.8	31.0	38.8	31.0	38.8	31.0	N/A	N/A	N/A	N/A
BCI 184H	N/A	N/A	45.9	36.7	48.5	38.8	48.5	38.8	48.5	38.8	N/A	N/A	N/A	N/A
BCI 184J	N/A	N/A	49.2	39.4	52.0	41.6	52.0	41.6	52.0	41.6	N/A	N/A	N/A	N/A

BCAI 164A	THESE GENERATORS ARE NOT OFFERED AT THIS RATING													
BCAI 164B														
BCAI 164C														
BCAI 164D														
BCAI 164E														
BCAI 164F														
BCAI 164G														

BCLI 164A	THESE GENERATORS ARE NOT OFFERED AT THIS RATING													
BCLI 164B														
BCLI 164C														
BCLI 164D														
BCLI 184E														
BCLI 184F														

UCI 224C	58.1	46.5	53.1	42.5	55.0	44.0	55.0	44.0	58.1	46.5	58.1	46.5	N/A	N/A
UCI 224D	65.0	52.0	62.5	50.0	65.0	52.0	65.0	52.0	68.8	55.0	68.8	55.0	N/A	N/A
UCI 224E	73.8	59.0	70.0	56.0	73.8	59.0	73.8	59.0	78.8	63.0	78.8	63.0	N/A	N/A
UCI 224F	89.4	71.5	88.8	71.0	92.5	74.0	92.5	74.0	100.0	80.0	98.8	79.0	N/A	N/A
UCI 224G	102.5	82.0	98.1	78.5	102.5	82.0	102.5	82.0	110.0	88.0	110.0	88.0	N/A	N/A

UCI 274C	127.0	101.6	116.3	93.0	125.0	100.0	125.0	100.0	132.5	106.0	127.0	101.6	N/A	N/A
UCI 274D	137.5	110.0	137.5	110.0	145.0	116.0	145.0	116.0	156.3	125.0	155.0	124.0	N/A	N/A
UCI 274E	170.0	136.0	170.0	136.0	175.0	140.0	175.0	140.0	187.5	150.0	187.5	150.0	167.0	133.6
UCI 274F	186.0	148.8	187.5	150.0	200.0	160.0	200.0	160.0	212.5	170.0	212.5	170.0	N/A	N/A
UCI 274G	207.5	166.0	213.0	170.4	228.8	183.0	228.8	183.0	250.0	200.0	240.0	192.0	N/A	N/A
UCI 274H	250.0	200.0	250.0	200.0	258.8	207.0	258.8	207.0	275.0	220.0	275.0	220.0	259.0	207.2

UCDI 274J	319.0	255.2	288.0	230.4	300.0	240.0	313.0	250.4	319.0	255.2	328.0	262.4	N/A	N/A
UCDI 274K	N/A	N/A	304.0	243.2	312.5	250.0	331.3	265.0	331.3	265.0	N/A	N/A	N/A	N/A

150 / 40

SB40
AMBIENT

**AVR CONTROLLED
40°C AMBIENT TEMPERATURE
CLASS "H" TEMP RISE 150°C
(PEAK STANDBY RATING)**

**INDUSTRIAL
60 Hz
4 Pole**

3 PHASE (12 / 6 WIRE **)														
POWER FACTOR	0.8		0.8		0.8		0.8		0.8		0.8		0.8	
VOLTS :														
SERIES STAR	380 - 416		416		440		460		480		600		660 - 690	
* PARALLEL STAR	190 - 208		208		220		230		240		300		330 - 345	
SERIES DELTA	220 - 240		240		254		266		277		346		380 - 400	
WINDING NO.	14 / 13		311 / 312		311 / 312		311 / 312		311 / 312		17 / 07		27 / 28	
	kVA	kW	kVA	kW	kVA	kW	kVA	kW	kVA	kW	kVA	kW	kVA	kW
HCI 444C	320	256	300	240	320	256	335	268	335	268	335	268	335	268
HCI 444D	375	300	365	292	385	308	400	320	400	320	400	320	365	292
HCI 444E	N/A	N/A	420	336	445	356	460	368	460	368	460	368	410	328
HCI 444F 1	535	428	485	388	515	412	535	428	535	428	535	428	500	400
HCI 544C	520	416	550	440	581	465	613	490	625	500	595	476	580	464
HCI 544D	655	524	588	470	625	500	655	524	675	540	675	540	633	506
HCI 544E 2	710	568	719	575	750	600	780	624	800	640	770	616	765	612
HCI 544F	875	700	781	625	819	655	848	678	875	700	875	700	790	632
HCKI 544C	520	416	567	454	600	480	625	500	625	500	595	476	580	464
HCKI 544D	655	524	610	488	646	517	673	538	673	538	675	540	633	506
HCKI 544E 2	710	568	726	581	768	614	800	640	800	640	780	624	765	612
HCKI 544F	909	727	825	660	873	698	909	727	909	727	909	727	790	632
HCI 634G 3	913	730	913	730	969	775	1008	806	1046	837	1046	837	995	796
HCI 634H 3	1050	840	1088	870	1125	900	1138	910	1188	950	1125	900	N/A	N/A
HCI 634J 1,3	1300	1040	1206	965	1250	1000	1300	1040	1350	1080	1350	1080	N/A	N/A
HCI 634K 1,3	1455	1164	1350	1080	1413	1130	1469	1175	1525	1220	1525	1220	1538	1230
PI 734A 4	1460	1168	1425	1140	1560	1248	1570	1256	1585	1268	1585	1268	1440	1152
PI 734B 4	1625	1300	1590	1272	1690	1352	1725	1380	1760	1408	1760	1408	1600	1280
PI 734C 4	1845	1476	1770	1416	1890	1512	1930	1544	1970	1576	1970	1576	1880	1504
PI 734D 4	1995	1596	1890	1512	2015	1612	2055	1644	2100	1680	2100	1680	1985	1588
PI 734E 4	N/A	N/A	2155	1724	2300	1840	2345	1876	2395	1916	2395	1916	2100	1680
PI 734F 4	2605	2084	2435	1948	2600	2080	2650	2120	2705	2164	2705	2164	2415	1932
PI 734G 4	N/A	N/A	2515	2012	2635	2108	2725	2180	2860	2288	2860	2288	N/A	N/A

* Parallel star is applicable to windings 311, 14 and 17 only.

** PI 734 generator windings are 6 wire only, so parallel star connection is not possible

1 Winding 14 is not available on these generators, so parallel star connection giving 190V - 208V is not possible.

2 Figures given for winding 13 / 14 apply to 380V only.

3 Winding 17 is not available on these generators, so parallel star connection giving 300V is not possible.

4 Delta connection is not available on the P7 generators.

150 / 40

SB40
AMBIENT

AVR CONTROLLED
27°C AMBIENT TEMPERATURE
CLASS "H" TEMP RISE 163°C
(PEAK STANDBY RATING)

INDUSTRIAL
60 Hz
4 Pole

3 PHASE (12 WIRE)														
POWER FACTOR	0.8		0.8		0.8		0.8		0.8		0.8		0.8	
VOLTS :														
SERIES STAR	380 - 416		416		440		460		480		600		660 - 690	
PARALLEL STAR	190 - 208		208		220		230		240		300		330 - 345	
SERIES DELTA	220 - 240		240		254		266		277		346		380 - 400	
WINDING NO.	14		311		311		311		311		17		27	
	kVA	kW	kVA	kW	kVA	kW	kVA	kW	kVA	kW	kVA	kW	kVA	kW

BCI 164A	THESE GENERATORS ARE NOT OFFERED AT THIS RATING													
BCI 164B														
BCI 164C														
BCI 164D														
BCI 164E														

BCI 184E	N/A	N/A	N/A	N/A	N/A	N/A	N/A	N/A	N/A	N/A	N/A	N/A	N/A	N/A
BCI 184F	N/A	N/A	34.4	27.5	35.6	28.5	35.6	28.5	38.8	31.0	N/A	N/A	N/A	N/A
BCI 184G	N/A	N/A	36.9	29.5	40.0	32.0	40.0	32.0	40.0	32.0	N/A	N/A	N/A	N/A
BCI 184H	N/A	N/A	47.3	37.8	50.0	40.0	50.0	40.0	50.0	40.0	N/A	N/A	N/A	N/A
BCI 184J	N/A	N/A	50.6	40.5	53.5	42.8	53.5	42.8	53.5	42.8	N/A	N/A	N/A	N/A

BCAI 164A	THESE GENERATORS ARE NOT OFFERED AT THIS RATING													
BCAI 164B														
BCAI 164C														
BCAI 164D														
BCAI 164E														
BCAI 164F														
BCAI 164G														
BCAI 164H														

BCLI 164A	THESE GENERATORS ARE NOT OFFERED AT THIS RATING													
BCLI 164B														
BCLI 164C														
BCLI 164D														
BCLI 184E														
BCLI 184F														
BCLI 184G														

UCI 224C	60.0	48.0	55.0	44.0	56.3	45.0	56.3	45.0	60.0	48.0	60.0	48.0	N/A	N/A
UCI 224D	66.3	53.0	65.0	52.0	66.3	53.0	66.3	53.0	71.3	57.0	71.3	57.0	N/A	N/A
UCI 224E	75.0	60.0	72.5	58.0	75.0	60.0	75.0	60.0	80.0	64.0	80.0	64.0	N/A	N/A
UCI 224F	92.0	73.6	91.9	73.5	95.0	76.0	95.0	76.0	102.5	82.0	102.5	82.0	N/A	N/A
UCI 224G	106.3	85.0	101.3	81.0	106.3	85.0	106.3	85.0	113.8	91.0	113.8	91.0	N/A	N/A

UCI 274C	132.0	105.6	120.0	96.0	127.5	102.0	127.5	102.0	137.5	110.0	132.0	105.6	N/A	N/A
UCI 274D	142.5	114.0	142.5	114.0	150.0	120.0	150.0	120.0	158.8	127.0	158.8	127.0	N/A	N/A
UCI 274E	175.0	140.0	175.0	140.0	181.3	145.0	181.3	145.0	193.8	155.0	193.8	155.0	172.0	137.6
UCI 274F	190.0	152.0	192.5	154.0	206.3	165.0	206.3	165.0	218.8	175.0	218.8	175.0	N/A	N/A
UCI 274G	212.5	170.0	218.5	174.8	234.0	187.2	234.0	187.2	253.3	202.6	246.3	197.0	N/A	N/A
UCI 274H	256.3	205.0	256.3	205.0	265.0	212.0	265.0	212.0	280.0	224.0	280.0	224.0	263.0	210.4

UCDI 274J	325.0	260.0	294.0	235.2	306.0	244.8	319.0	255.2	325.0	260.0	334.0	267.2	N/A	N/A
UCDI 274K	N/A	N/A	312.0	249.6	320.0	256.0	343.8	275.0	343.8	275.0	N/A	N/A	N/A	N/A

**AVR CONTROLLED
27°C AMBIENT TEMPERATURE
CLASS "H" TEMP RISE 163°C
(PEAK STANDBY RATING)**

**INDUSTRIAL
60 Hz
4 Pole**

		3 PHASE (12 / 6 WIRE **)													
POWER FACTOR		0.8		0.8		0.8		0.8		0.8		0.8		0.8	
VOLTS :															
SERIES STAR		380 - 416		416		440		460		480		600		660 - 690	
* PARALLEL STAR		190 - 208		208		220		230		240		300		330 - 345	
SERIES DELTA		220 - 240		240		254		266		277		346		380 - 400	
WINDING NO.		14 / 13		311 / 312		311 / 312		311 / 312		311 / 312		17 / 07		27 / 28	
		kVA	kW	kVA	kW	kVA	kW	kVA	kW	kVA	kW	kVA	kW	kVA	kW
HCI 444C		330	264	310	248	330	264	345	276	345	276	345	276	345	276
HCI 444D		385	308	375	300	395	316	415	332	415	332	415	332	375	300
HCI 444E		N/A	N/A	435	348	455	364	475	380	475	380	475	380	420	336
HCI 444F	1	550	440	500	400	530	424	550	440	550	440	550	440	520	416
HCI 544C		540	432	569	455	600	480	631	505	644	515	615	492	600	480
HCI 544D		673	538	606	485	644	515	673	538	694	555	694	555	655	524
HCI 544E	2	730	584	738	590	769	615	798	638	819	655	790	632	790	632
HCI 544F		906	725	806	645	844	675	878	702	906	725	906	725	818	654
HCKI 544C		540	432	585	468	618	494	644	515	644	515	615	492	600	480
HCKI 544D		673	538	630	504	666	533	694	555	694	555	694	555	655	524
HCKI 544E	2	730	584	750	600	792	634	825	660	825	660	800	640	790	632
HCKI 544F		938	750	850	680	900	720	938	750	938	750	938	750	818	654
HCI 634G	3	950	760	950	760	1000	800	1044	835	1088	870	1088	870	1035	828
HCI 634H	3	1080	864	1125	900	1163	930	1175	940	1219	975	1163	930	N/A	N/A
HCI 634J	1, 3	1350	1080	1250	1000	1300	1040	1350	1080	1400	1120	1400	1120	N/A	N/A
HCI 634K	1, 3	1500	1200	1400	1120	1463	1170	1519	1215	1575	1260	1575	1260	1588	1270
PI 734A	4	1505	1204	1465	1172	1605	1284	1615	1292	1630	1304	1630	1304	1500	1200
PI 734B	4	1670	1336	1630	1304	1740	1392	1775	1420	1810	1448	1810	1448	1665	1332
PI 734C	4	1895	1516	1820	1456	1945	1556	1985	1588	2025	1620	2025	1620	1960	1568
PI 734D	4	2050	1640	1940	1552	2070	1656	2115	1692	2160	1728	2160	1728	2065	1652
PI 734E	4	N/A	N/A	2215	1772	2365	1892	2415	1932	2465	1972	2465	1972	2185	1748
PI 734F	4	2680	2144	2505	2004	2675	2140	2730	2184	2785	2228	2785	2228	2520	2016
PI 734G	4	N/A	N/A	2590	2072	2715	2172	2810	2248	2945	2356	2945	2356	N/A	N/A

* Parallel star is applicable to windings 311, 14 and 17 only.

** PI 734 generator windings are 6 wire only, so parallel star connection is not possible

1 Winding 14 is not available on these generators, so parallel star connection giving 190V - 208V is not possible.

2 Figures given for winding 13 / 14 apply to 380V only.

3 Winding 17 is not available on these generators, so parallel star connection giving 300V is not possible.

4 Delta connection is not available on the P7 generators.

**AVR CONTROLLED
40°C AMBIENT TEMPERATURE
CLASS "F" TEMP RISE 105°C
(BASE CONTINUOUS RATING)**

**INDUSTRIAL
50 Hz
6 Pole**

		3 PHASE (6 WIRE)					
POWER FACTOR		0.8		0.8		0.8	
VOLTS :							
STAR		380 - 415		440		660 - 690	
DELTA		220 - 240		250		380 - 400	
WINDING NO.		312		312		26	
		kVA	kW	kVA	kW	kVA	kW
HCI 636G		260	208	260	208	N/A	N/A
HCI 636H		350	280	350	280	N/A	N/A
HCI 636J		420	336	420	336	N/A	N/A
HCI 636K		525	420	525	420	N/A	N/A
PI 736B	1	650	520	650	520	N/A	N/A
PI 736D	1	850	680	850	680	N/A	N/A
PI 736F	1	1200	960	1200	960	N/A	N/A

105 / 40

**CLASS
F
TEMP RISE**

**AVR CONTROLLED
40°C AMBIENT TEMPERATURE
CLASS "H" TEMP RISE 125°C
(BASE CONTINUOUS RATING)**

**INDUSTRIAL
50 Hz
6 Pole**

		3 PHASE (6 WIRE)					
POWER FACTOR		0.8		0.8		0.8	
VOLTS :							
STAR		380 - 415		440		660 - 690	
DELTA		220 - 240		250		380 - 400	
WINDING NO.		312		312		26	
		kVA	kW	kVA	kW	kVA	kW
HCI 636G		280	224	280	224	N/A	N/A
HCI 636H		380	304	380	304	N/A	N/A
HCI 636J		450	360	450	360	N/A	N/A
HCI 636K		570	456	570	456	N/A	N/A
PI 736B	1	700	560	700	560	N/A	N/A
PI 736D	1	920	736	920	736	N/A	N/A
PI 736F	1	1300	1040	1300	1040	N/A	N/A

125 / 40

**CLASS
H
TEMP RISE**

1 Delta connection is not available on the P7 generators.

AVR CONTROLLED
40°C AMBIENT TEMPERATURE
CLASS "H" TEMP RISE 150°C
(PEAK STANDBY RATING)

INDUSTRIAL
50 Hz
6 Pole

3 PHASE (6 WIRE)						
POWER FACTOR	0.8		0.8		0.8	
VOLTS :						
STAR	380 - 415		440		660 - 690	
DELTA	220 - 240		250		380 - 400	
WINDING NO.	312		312		26	
	kVA	kW	kVA	kW	kVA	kW
HCI 636G	291	233	291	233	N/A	N/A
HCI 636H	395	316	395	316	N/A	N/A
HCI 636J	468	374	468	374	N/A	N/A
HCI 636K	593	474	593	474	N/A	N/A
PI 736B	1	730	584	730	584	N/A
PI 736D	1	960	768	960	768	N/A
PI 736F	1	1355	1084	1355	1084	N/A

150 / 40

SB40
AMBIENT

AVR CONTROLLED
27°C AMBIENT TEMPERATURE
CLASS "H" TEMP RISE 163°C
(PEAK STANDBY RATING)

INDUSTRIAL
50 Hz
6 Pole

3 PHASE (6 WIRE)						
POWER FACTOR	0.8		0.8		0.8	
VOLTS :						
STAR	380 - 415		440		660 - 690	
DELTA	220 - 240		250		380 - 400	
WINDING NO.	312		312		26	
	kVA	kW	kVA	kW	kVA	kW
HCI 636G	300	240	300	240	N/A	N/A
HCI 636H	407	326	407	326	N/A	N/A
HCI 636J	482	386	482	386	N/A	N/A
HCI 636K	610	488	610	488	N/A	N/A
PI 736B	1	750	600	750	600	N/A
PI 736D	1	985	788	985	788	N/A
PI 736F	1	1390	1112	1390	1112	N/A

1 Delta connection is not available on the P7 generators.

163 / 27

SB27
AMBIENT

AVR CONTROLLED
40°C AMBIENT TEMPERATURE
CLASS "F" TEMP RISE 105°C
(BASE CONTINUOUS RATING)

INDUSTRIAL
60 Hz
6 Pole

		3 PHASE (6 WIRE)											
POWER FACTOR		0.8	0.8	0.8	0.8	0.8	0.8	0.8	0.8	0.8	0.8	0.8	0.8
VOLTS :													
STAR		416	440	460	480	600	660 - 690						
DELTA		240	254	266	277	346	380 - 400						
WINDING NO.		312	312	312	312	07	28						
		kVA	kW	kVA	kW	kVA	kW	kVA	kW	kVA	kW	kVA	kW
HCI 636G		306	245	325	260	325	260	325	260	325	260	N/A	N/A
HCI 636H		413	330	438	350	438	350	438	350	438	350	N/A	N/A
HCI 636J		500	400	525	420	525	420	525	420	525	420	N/A	N/A
HCI 636K		625	500	656	525	656	525	656	525	656	525	N/A	N/A
PI 736B	1	750	600	815	652	815	652	815	652	815	652	N/A	N/A
PI 736D	1	970	776	1065	852	1065	852	1065	852	1065	852	N/A	N/A
PI 736F	1	1375	1100	1500	1200	1500	1200	1500	1200	1500	1200	N/A	N/A

105 / 40



AVR CONTROLLED
40°C AMBIENT TEMPERATURE
CLASS "H" TEMP RISE 125°C
(BASE CONTINUOUS RATING)

INDUSTRIAL
60 Hz
6 Pole

		3 PHASE (6 WIRE)											
POWER FACTOR		0.8	0.8	0.8	0.8	0.8	0.8	0.8	0.8	0.8	0.8	0.8	0.8
VOLTS :													
STAR		416	440	460	480	600	660 - 690						
DELTA		240	254	266	277	346	380 - 400						
WINDING NO.		312	312	312	312	07	28						
		kVA	kW	kVA	kW	kVA	kW	kVA	kW	kVA	kW	kVA	kW
HCI 636G		331	265	350	280	350	280	350	280	350	280	N/A	N/A
HCI 636H		450	360	475	380	475	380	475	380	475	380	N/A	N/A
HCI 636J		531	425	563	450	563	450	563	450	563	450	N/A	N/A
HCI 636K		675	540	713	570	713	570	713	570	713	570	N/A	N/A
PI 736B	1	815	652	875	700	875	700	875	700	875	700	N/A	N/A
PI 736D	1	1050	840	1150	920	1150	920	1150	920	1150	920	N/A	N/A
PI 736F	1	1500	1200	1625	1300	1625	1300	1625	1300	1625	1300	N/A	N/A

125 / 40



1 Delta connection is not available on the P7 generators.

AVR CONTROLLED
40°C AMBIENT TEMPERATURE
CLASS "H" TEMP RISE 150°C
(PEAK STANDBY RATING)

INDUSTRIAL
60 Hz
6 Pole

		3 PHASE (6 WIRE)											
POWER FACTOR		0.8	0.8	0.8	0.8	0.8	0.8	0.8	0.8	0.8	0.8	0.8	0.8
VOLTS :													
STAR		416	440	460	480	600	660 - 690						
DELTA		240	254	266	277	346	380 - 400						
WINDING NO.		312	312	312	312	07	28						
		kVA	kW	kVA	kW	kVA	kW	kVA	kW	kVA	kW	kVA	kW
HCI 636G		344	275	364	291	364	291	364	291	364	291	N/A	N/A
HCI 636H		468	374	494	395	494	395	494	395	494	395	N/A	N/A
HCI 636J		552	442	586	469	586	469	586	469	586	469	N/A	N/A
HCI 636K		702	562	742	594	742	594	742	594	742	594	N/A	N/A
PI 736B	1	845	676	910	728	910	728	910	728	910	728	N/A	N/A
PI 736D	1	1095	876	1200	960	1200	960	1200	960	1200	960	N/A	N/A
PI 736F	1	1560	1248	1690	1352	1690	1352	1690	1352	1690	1352	N/A	N/A

150 / 40 **SB40**
AMBIENT

AVR CONTROLLED
27°C AMBIENT TEMPERATURE
CLASS "H" TEMP RISE 163°C
(PEAK STANDBY RATING)

INDUSTRIAL
60 Hz
6 Pole

		3 PHASE (6 WIRE)											
POWER FACTOR		0.8	0.8	0.8	0.8	0.8	0.8	0.8	0.8	0.8	0.8	0.8	0.8
VOLTS :													
STAR		416	440	460	480	600	660 - 690						
DELTA		240	254	266	277	346	380 - 400						
WINDING NO.		312	312	312	312	07	28						
		kVA	kW	kVA	kW	kVA	kW	kVA	kW	kVA	kW	kVA	kW
HCI 636G		354	283	375	300	375	300	375	300	375	300	N/A	N/A
HCI 636H		482	386	508	406	508	406	508	406	508	406	N/A	N/A
HCI 636J		568	454	602	482	602	482	602	482	602	482	N/A	N/A
HCI 636K		722	578	763	610	763	610	763	610	763	610	N/A	N/A
PI 736B	1	870	696	940	752	940	752	940	752	940	752	N/A	N/A
PI 736D	1	1125	900	1230	984	1230	984	1230	984	1230	984	N/A	N/A
PI 736F	1	1605	1284	1740	1392	1740	1392	1740	1392	1740	1392	N/A	N/A

163 / 27 **SB27**
AMBIENT

1 Delta connection is not available on the P7 generators.

**AVR CONTROLLED
50°C AMBIENT TEMPERATURE
CLASS "B" TEMP RISE 70°C
(BASE CONTINUOUS RATING)**

**MARINE
50 Hz
4 Pole**

3 PHASE (12 / 6 WIRE **)										
POWER FACTOR	0.8		0.8		0.8		0.8		0.8	
VOLTS :										
SERIES STAR	380		400		415		440		660 - 690	
* PARALLEL STAR	190		200		208		220		330 - 345	
SERIES DELTA	220		230		240		254		380 - 400	
WINDING NO.	311 / 312		311 / 312		311 / 312		311 / 312		25 / 26	
	kVA	kW	kVA	kW	kVA	kW	kVA	kW	kVA	kW

BCM 184E	1	13.3	10.6	13.3	10.6	13.3	10.6	N/A	N/A	N/A	N/A
BCM 184F	1	17.5	14.0	17.5	14.0	17.5	14.0	N/A	N/A	N/A	N/A
BCM 184G	1	19.8	15.8	19.8	15.8	19.8	15.8	N/A	N/A	N/A	N/A
BCM 184H	1	27.0	21.6	27.0	21.6	27.0	21.6	N/A	N/A	N/A	N/A
BCM 184J	1	27.3	21.8	28.7	23.0	27.3	21.8	N/A	N/A	N/A	N/A

UCM 224C		31.0	24.8	31.0	24.8	31.0	24.8	22.5	18.0	27.5	22.0
UCM 224D		37.5	30.0	37.5	30.0	37.5	30.0	27.3	21.8	37.5	30.0
UCM 224E		42.0	33.6	42.0	33.6	42.0	33.6	32.6	26.1	N/A	N/A
UCM 224F		50.0	40.0	50.0	40.0	50.0	40.0	39.3	31.4	46.0	36.8
UCM 224G		60.0	48.0	60.0	48.0	60.0	48.0	52.2	41.8	55.0	44.0

UCM 274C		67.5	54.0	67.5	54.0	67.5	54.0	N/A	N/A	67.5	54.0
UCM 274D		81.3	65.0	81.3	65.0	81.3	65.0	N/A	N/A	81.3	65.0
UCM 274E		100.0	80.0	100.0	80.0	100.0	80.0	N/A	N/A	100.0	80.0
UCM 274F		112.5	90.0	112.5	90.0	112.5	90.0	N/A	N/A	112.5	90.0
UCM 274G		128.6	102.9	128.6	102.9	128.6	102.9	N/A	N/A	125.0	100.0
UCM 274H		143.8	115.0	143.8	115.0	143.8	115.0	N/A	N/A	143.8	115.0

HCM 434C		185	148	185	148	185	148	185	148	175	140
HCM 434D		200	160	200	160	200	160	200	160	195	156
HCM 434E		240	192	240	192	240	192	240	192	225	180
HCM 434F		275	220	275	220	275	220	275	220	365	292

HCM 534C		320	256	325	260	330	264	330	264	295	236
HCM 534D		355	284	365	292	375	300	375	300	355	284
HCM 534E	2	415	332	430	344	440	352	440	352	380	304
HCM 534F		440	352	460	368	475	380	475	380	440	352

HCM 634G	2	530	424	550	440	570	456	570	456	530	424
HCM 634H	2	638	510	656	525	675	540	675	540	638	510
HCM 634J	2	735	588	750	600	760	608	760	608	735	588
HCM 634K	2	790	632	800	640	820	656	820	656	740	592

PM 734A	3	875	700	910	728	910	728	890	712	910	728
PM 734B	3	955	764	1005	804	1010	808	990	792	1005	804
PM 734C	3	1085	868	1115	892	1115	892	1095	876	1090	872
PM 734D	3	1150	920	1190	952	1190	952	1165	932	1190	952
PM 734E	3	1325	1060	1370	1096	1370	1096	1340	1072	1275	1020
PM 734F	3	1450	1160	1495	1196	1495	1196	1465	1172	1495	1196
PM 734G	3	1535	1228	1585	1268	1585	1268	1550	1240	1545	1236

* Parallel star is applicable to windings 311 and 25 only.

** PM 734 generator windings are 6 wire only, so parallel star connection is not possible.

1 BCM 184 generators are winding 71.

2 Winding 25 is not available on these generators, so parallel star giving 330V - 345V is not possible.

3 Delta connection is not available on the P7 generators.

70 / 50

**CLASS
B
TEMP RISE**

**AVR CONTROLLED
50°C AMBIENT TEMPERATURE
CLASS "F" TEMP RISE 90°C
(BASE CONTINUOUS RATING)**

**MARINE
50 Hz
4 Pole**

3 PHASE (12 / 6 WIRE **)										
POWER FACTOR	0.8		0.8		0.8		0.8		0.8	
VOLTS :										
SERIES STAR	380		400		415		440		660 - 690	
* PARALLEL STAR	190		200		208		220		330 - 345	
SERIES DELTA	220		230		240		254		380 - 400	
WINDING NO.	311 / 312		311 / 312		311 / 312		311 / 312		25 / 26	
	kVA	kW	kVA	kW	kVA	kW	kVA	kW	kVA	kW

BCM 184E	1	15.0	12.0	15.0	12.0	15.0	12.0	N/A	N/A	N/A	N/A
BCM 184F	1	20.0	16.0	20.0	16.0	20.0	16.0	N/A	N/A	N/A	N/A
BCM 184G	1	22.5	18.0	22.5	18.0	22.5	18.0	N/A	N/A	N/A	N/A
BCM 184H	1	30.6	24.5	30.6	24.5	30.6	24.5	N/A	N/A	N/A	N/A
BCM 184J	1	30.9	24.7	32.6	26.1	30.9	24.7	N/A	N/A	N/A	N/A

UCM 224C		35.0	28.0	35.0	28.0	35.0	28.0	25.5	20.4	32.0	25.6
UCM 224D		40.0	32.0	40.0	32.0	40.0	32.0	29.7	23.8	40.0	32.0
UCM 224E		47.5	38.0	47.5	38.0	47.5	38.0	36.9	29.5	N/A	N/A
UCM 224F		57.5	46.0	57.5	46.0	57.5	46.0	45.2	36.2	53.0	42.4
UCM 224G		65.0	52.0	65.0	52.0	65.0	52.0	57.0	45.6	63.5	50.8

UCM 274C		77.5	62.0	77.5	62.0	77.5	62.0	N/A	N/A	77.5	62.0
UCM 274D		87.5	70.0	87.5	70.0	87.5	70.0	N/A	N/A	87.5	70.0
UCM 274E		112.5	90.0	112.5	90.0	112.5	90.0	N/A	N/A	112.5	90.0
UCM 274F		135.0	108.0	135.0	108.0	135.0	108.0	N/A	N/A	135.0	108.0
UCM 274G		149.0	119.2	149.0	119.2	149.0	119.2	N/A	N/A	145.0	116.0
UCM 274H		170.0	136.0	170.0	136.0	170.0	136.0	N/A	N/A	170.0	136.0

HCM 434C		210	168	210	168	210	168	210	168	200	160
HCM 434D		230	184	230	184	230	184	230	184	225	180
HCM 434E		275	220	275	220	275	220	275	220	260	208
HCM 434F		310	248	310	248	310	248	310	248	300	240

HCM 534C		365	292	370	296	380	304	380	304	340	272
HCM 534D		405	324	415	332	430	344	430	344	405	324
HCM 534E	2	475	380	490	392	505	404	505	404	440	352
HCM 534F		505	404	525	420	540	432	540	432	505	404

HCM 634G	2	630	504	650	520	675	540	675	540	630	504
HCM 634H	2	700	560	720	576	740	592	715	572	700	560
HCM 634J	2	810	648	830	664	850	680	850	680	810	648
HCM 634K	2	900	720	920	736	940	752	940	752	850	680

PM 734A	3	900	720	920	736	955	764	1010	808	1025	820
PM 734B	3	955	764	1005	804	1040	832	1105	884	1140	912
PM 734C	3	1180	944	1240	992	1265	1012	1240	992	1230	984
PM 734D	3	1255	1004	1320	1056	1345	1076	1320	1056	1345	1076
PM 734E	3	1365	1092	1435	1148	1490	1192	1520	1216	1440	1152
PM 734F	3	1500	1200	1580	1264	1640	1312	1665	1332	1690	1352
PM 734G	3	1740	1392	1795	1436	1795	1436	1760	1408	1750	1400

* Parallel star is applicable to windings 311 and 25 only.

** PM 734 generator windings are 6 wire only, so parallel star connection is not possible.

1 BCM 184 generators are winding 71.

2 Winding 25 is not available on these generators,
so parallel star giving 330V - 345V is not possible.

3 Delta connection is not available on the P7 generators.

90 / 50

**CLASS
F
TEMP RISE**

**AVR CONTROLLED
50°C AMBIENT TEMPERATURE
CLASS "H" TEMP RISE 110°C
(BASE CONTINUOUS RATING)**

**MARINE
50 Hz
4 Pole**

3 PHASE (12 / 6 WIRE **)										
POWER FACTOR	0.8		0.8		0.8		0.8		0.8	
VOLTS :										
SERIES STAR	380		400		415		440		660 - 690	
* PARALLEL STAR	190		200		208		220		330 - 345	
SERIES DELTA	220		230		240		254		380 - 400	
WINDING NO.	311 / 312		311 / 312		311 / 312		311 / 312		25 / 26	
	kVA	kW	kVA	kW	kVA	kW	kVA	kW	kVA	kW

BCM 184E	1	16.5	13.2	16.5	13.2	16.5	13.2	N/A	N/A	N/A	N/A
BCM 184F	1	22.0	17.6	22.0	17.6	22.0	17.6	N/A	N/A	N/A	N/A
BCM 184G	1	24.8	19.8	24.8	19.8	24.8	19.8	N/A	N/A	N/A	N/A
BCM 184H	1	33.8	27.0	33.8	27.0	33.8	27.0	N/A	N/A	N/A	N/A
BCM 184J	1	34.2	27.4	36.0	28.8	34.2	27.4	N/A	N/A	N/A	N/A

UCM 224C		38.0	30.4	38.0	30.4	38.0	30.4	26.8	21.4	33.5	26.8
UCM 224D		44.0	35.2	44.0	35.2	44.0	35.2	32.7	26.2	43.5	34.8
UCM 224E		52.3	41.8	52.3	41.8	52.3	41.8	40.2	32.2	N/A	N/A
UCM 224F		63.3	50.6	63.3	50.6	63.3	50.6	49.1	39.3	58.0	46.4
UCM 224G		71.5	57.2	71.5	57.2	71.5	57.2	62.7	50.2	71.0	56.8

UCM 274C		81.5	65.2	81.5	65.2	81.5	65.2	N/A	N/A	81.5	65.2
UCM 274D		97.0	77.6	97.0	77.6	97.0	77.6	N/A	N/A	97.0	77.6
UCM 274E		120.0	96.0	120.0	96.0	120.0	96.0	N/A	N/A	120.0	96.0
UCM 274F		140.0	112.0	140.0	112.0	140.0	112.0	N/A	N/A	140.0	112.0
UCM 274G		159.0	127.2	159.0	127.2	159.0	127.2	N/A	N/A	155.0	124.0
UCM 274H		175.0	140.0	175.0	140.0	175.0	140.0	N/A	N/A	175.0	140.0

HCM 434C		215	172	215	172	215	172	215	172	210	168
HCM 434D		240	192	240	192	240	192	240	192	235	188
HCM 434E		295	236	295	236	295	236	295	236	280	224
HCM 434F		340	272	340	272	340	272	340	272	330	264

HCM 534C		390	312	390	312	390	312	390	312	360	288
HCM 534D		435	348	435	348	435	348	435	348	435	348
HCM 534E	2	530	424	530	424	530	424	530	424	495	396
HCM 534F		565	452	585	468	600	480	600	480	565	452

HCM 634G	2	630	504	650	520	675	540	675	540	680	544
HCM 634H	2	765	612	785	628	805	644	770	616	765	612
HCM 634J	2	830	664	850	680	870	696	870	696	830	664
HCM 634K	2	930	744	950	760	970	776	970	776	900	720

PM 734A	3	1035	828	1090	872	1130	904	1120	896	1135	908
PM 734B	3	1130	904	1190	952	1230	984	1240	992	1260	1008
PM 734C	3	1355	1084	1400	1120	1400	1120	1370	1096	1365	1092
PM 734D	3	1445	1156	1490	1192	1490	1192	1460	1168	1490	1192
PM 734E	3	1615	1292	1700	1360	1715	1372	1680	1344	1600	1280
PM 734F	3	1775	1420	1870	1496	1875	1500	1840	1472	1870	1496
PM 734G	3	1925	1540	1985	1588	1985	1588	1945	1556	1935	1548

* Parallel star is applicable to windings 311 and 25 only.

** PM 734 generator windings are 6 wire only, so parallel star connection is not possible.

1 BCM 184 generators are winding 71.

2 Winding 25 is not available on these generators, so parallel star giving 330V - 345V is not possible.

3 Delta connection is not available on the P7 generators.

110 / 50

**CLASS
H
TEMP RISE**

AVR CONTROLLED
50°C AMBIENT TEMPERATURE
CLASS "B" TEMP RISE 70°C
(BASE CONTINUOUS RATING)

MARINE
60 Hz
4 Pole

POWER FACTOR	3 PHASE (12 / 6 WIRE **)													
	0.8		0.8		0.8		0.8		0.8		0.8		0.8	
VOLTS :														
SERIES STAR	380 - 416		416		440		460		480		600		660 - 690	
* PARALLEL STAR	190 - 208		208		220		230		240		300		330 - 345	
SERIES DELTA	220 - 240		240		254		266		277		346		380 - 400	
WINDING NO.	14 / 13		311 / 312		311 / 312		311 / 312		311 / 312		07 / 17		27 / 28	
	kVA	kW	kVA	kW	kVA	kW	kVA	kW	kVA	kW	kVA	kW	kVA	kW

BCM 184E	1	14.6	11.7	16.0	12.8	17.0	13.6	17.0	13.6	17.0	13.6	N/A	N/A	N/A	N/A
BCM 184F	1	18.5	14.8	20.3	16.2	21.5	17.2	21.5	17.2	21.5	17.2	N/A	N/A	N/A	N/A
BCM 184G	1	21.0	16.8	23.1	18.5	24.4	19.5	24.4	19.5	24.4	19.5	N/A	N/A	N/A	N/A
BCM 184H	1	29.0	23.2	31.8	25.4	33.5	26.8	33.5	26.8	33.5	26.8	N/A	N/A	N/A	N/A
BCM 184J	1	29.4	23.5	32.2	25.8	34.0	27.2	34.0	27.2	34.0	27.2	N/A	N/A	N/A	N/A

UCM 224C		37.5	30.0	35.0	28.0	36.3	29.0	37.5	30.0	37.5	30.0	37.5	30.0	N/A	N/A
UCM 224D		46.3	37.0	42.0	33.6	43.8	35.0	46.3	37.0	46.3	37.0	46.3	37.0	N/A	N/A
UCM 224E		50.0	40.0	47.5	38.0	50.0	40.0	52.5	42.0	52.5	42.0	52.5	42.0	N/A	N/A
UCM 224F		59.4	47.5	57.5	46.0	60.0	48.0	62.5	50.0	62.5	50.0	62.5	50.0	N/A	N/A
UCM 224G		75.0	60.0	62.5	50.0	68.8	55.0	75.0	60.0	75.0	60.0	75.0	60.0	N/A	N/A

UCM 274C		81.3	65.0	75.0	60.0	77.5	62.0	80.0	64.0	80.0	64.0	82.0	65.6	N/A	N/A
UCM 274D		87.5	70.0	87.5	70.0	90.0	72.0	92.5	74.0	92.5	74.0	92.5	74.0	N/A	N/A
UCM 274E		110.0	88.0	110.0	88.0	112.5	90.0	118.8	95.0	118.8	95.0	118.8	95.0	110.0	88.0
UCM 274F		127.5	102.0	131.3	105.0	137.5	110.0	143.8	115.0	143.8	115.0	143.8	115.0	N/A	N/A
UCM 274G		147.5	118.0	151.6	121.3	162.0	129.6	162.0	129.6	162.0	129.6	157.5	126.0	N/A	N/A
UCM 274H		175.0	140.0	175.0	140.0	187.5	150.0	200.0	160.0	200.0	160.0	200.0	160.0	178.0	142.4

HCM 434C		220	176	210	168	215	172	220	176	225	180	225	180	230	184
HCM 434D		235	188	225	180	235	188	250	200	260	208	260	208	255	204
HCM 434E		N/A	N/A	275	220	285	228	295	236	305	244	305	244	290	232
HCM 434F	2	345	276	320	256	330	264	335	268	345	276	345	276	350	280

HCM 534C		355	284	375	300	395	316	415	332	420	336	400	320	406	325
HCM 534D		445	356	405	324	425	340	445	356	465	372	465	372	443	354
HCM 534E	3	480	384	495	396	515	412	520	416	530	424	510	408	535	428
HCM 534F		582	466	544	435	565	452	578	462	582	466	582	466	554	443

HCM 634G	4	638	510	638	510	662	530	688	550	712	570	712	570	705	564
HCM 634H	4	718	574	713	570	750	600	780	624	800	640	750	600	N/A	N/A
HCM 634J	2,4	900	720	825	660	850	680	900	720	925	740	925	740	N/A	N/A
HCM 634K	2,4	985	788	925	740	965	772	1000	800	1010	808	1010	808	1075	860

PM 734A	5	1010	808	985	788	1085	868	1090	872	1095	876	1095	876	1010	808
PM 734B	5	1120	896	1095	876	1170	936	1190	952	1215	972	1215	972	1125	900
PM 734C	5	1275	1020	1225	980	1305	1044	1335	1068	1360	1088	1360	1088	1325	1060
PM 734D	5	1380	1104	1305	1044	1390	1112	1420	1136	1450	1160	1450	1160	1395	1116
PM 734E	5	N/A	N/A	1490	1192	1590	1272	1620	1296	1655	1324	1655	1324	1475	1180
PM 734F	5	1800	1440	1685	1348	1795	1436	1835	1468	1870	1496	1870	1496	1700	1360
PM 734G	5	N/A	N/A	1780	1424	1900	1520	1940	1552	1980	1584	1980	1584	N/A	N/A

* Parallel star is applicable to windings 311, 14 and 17 only.

** PM 734 generator windings are 6 wire only, so parallel star connection is not possible

1 BCM 184 generators are winding 71.

2 Winding 14 is not available on these generators, so parallel star giving 190V - 208V is not possible.

3 Figures given for winding 13 / 14 apply to 380V only.

4 Winding 17 is not available on these generators, so parallel star giving 300V is not possible.

5 Delta connection is not available on the P7 generators.

70 / 50

CLASS
B
TEMP RISE

AVR CONTROLLED
50°C AMBIENT TEMPERATURE
CLASS "F" TEMP RISE 90°C
(BASE CONTINUOUS RATING)

MARINE
60 Hz
4 Pole

3 PHASE (12 / 6 WIRE **)														
POWER FACTOR	0.8		0.8		0.8		0.8		0.8		0.8		0.8	
VOLTS :														
SERIES STAR	380 - 416		416		440		460		480		600		660 - 690	
* PARALLEL STAR	190 - 208		208		220		230		240		300		330 - 345	
SERIES DELTA	220 - 240		240		254		266		277		346		380 - 400	
WINDING NO.	14 / 13		311 / 312		311 / 312		311 / 312		311 / 312		07 / 17		27 / 28	
	kVA	kW	kVA	kW	kVA	kW	kVA	kW	kVA	kW	kVA	kW	kVA	kW

BCM 184E	1	16.6	13.3	18.3	14.6	19.3	15.4	19.3	15.4	19.3	15.4	N/A	N/A	N/A	N/A
BCM 184F	1	21.0	16.8	23.1	18.5	24.5	19.6	24.5	19.6	24.5	19.6	N/A	N/A	N/A	N/A
BCM 184G	1	23.9	19.1	26.3	21.0	27.8	22.2	27.8	22.2	27.8	22.2	N/A	N/A	N/A	N/A
BCM 184H	1	32.8	26.2	35.9	28.7	37.8	30.2	37.8	30.2	37.8	30.2	N/A	N/A	N/A	N/A
BCM 184J	1	33.4	26.7	36.5	29.2	38.7	31.0	38.7	31.0	38.7	31.0	N/A	N/A	N/A	N/A

UCM 224C		43.1	34.5	39.4	31.5	41.9	33.5	43.1	34.5	43.1	34.5	43.1	34.5	N/A	N/A
UCM 224D		51.3	41.0	47.5	38.0	50.0	40.0	51.3	41.0	51.3	41.0	51.3	41.0	N/A	N/A
UCM 224E		56.3	45.0	53.8	43.0	56.3	45.0	58.8	47.0	58.8	47.0	58.8	47.0	N/A	N/A
UCM 224F		68.8	55.0	65.6	52.5	68.8	55.0	71.9	57.5	71.9	57.5	71.9	57.5	N/A	N/A
UCM 224G		81.3	65.0	75.0	60.0	78.8	63.0	81.3	65.0	81.3	65.0	81.3	65.0	N/A	N/A

UCM 274C		93.8	75.0	90.0	72.0	92.5	74.0	97.5	78.0	97.5	78.0	95.0	76.0	N/A	N/A
UCM 274D		107.5	86.0	107.5	86.0	110.0	88.0	112.5	90.0	112.5	90.0	112.5	90.0	N/A	N/A
UCM 274E		125.0	100.0	125.0	100.0	131.3	105.0	137.5	110.0	137.5	110.0	137.5	110.0	125.0	100.0
UCM 274F		147.5	118.0	150.0	120.0	156.0	124.8	163.0	130.4	163.0	130.4	163.0	130.4	N/A	N/A
UCM 274G		166.0	132.8	170.7	136.6	186.0	148.8	189.0	151.2	189.0	151.2	181.0	144.8	N/A	N/A
UCM 274H		200.0	160.0	200.0	160.0	212.5	170.0	218.8	175.0	218.8	175.0	218.8	175.0	202.0	161.6

HCM 434C		250	200	240	192	245	196	250	200	255	204	255	204	265	212
HCM 434D		270	216	255	204	270	216	280	224	295	236	295	236	285	228
HCM 434E		N/A	N/A	315	252	325	260	340	272	345	276	345	276	320	256
HCM 434F	2	395	316	365	292	375	300	380	304	395	316	395	316	400	320

HCM 534C		410	328	431	345	450	360	475	380	481	385	460	368	460	368
HCM 534D		506	405	463	370	488	390	506	405	531	425	531	425	502	402
HCM 534E	3	555	444	563	450	588	470	594	475	606	485	590	472	606	485
HCM 534F		663	530	619	495	644	515	656	525	663	530	663	530	627	502

HCM 634G	4	731	585	731	585	763	610	800	640	819	655	819	655	800	640
HCM 634H	4	814	651	819	655	863	690	900	720	925	740	863	690	N/A	N/A
HCM 634J	2,4	1038	830	956	765	988	790	1038	830	1063	850	1063	850	N/A	N/A
HCM 634K	2,4	1135	908	1063	850	1113	890	1150	920	1181	945	1181	945	1218	974

PM 734A	5	1080	864	1015	812	1100	880	1120	896	1170	936	1170	936	1145	916
PM 734B	5	1180	944	1110	888	1170	936	1220	976	1280	1024	1280	1024	1270	1016
PM 734C	5	1445	1156	1390	1112	1480	1184	1510	1208	1540	1232	1540	1232	1500	1200
PM 734D	5	1570	1256	1480	1184	1580	1264	1610	1288	1645	1316	1645	1316	1580	1264
PM 734E	5	N/A	N/A	1690	1352	1800	1440	1840	1472	1875	1500	1875	1500	1675	1340
PM 734F	5	2040	1632	1910	1528	2035	1628	2075	1660	2120	1696	2120	1696	1925	1540
PM 734G	5	N/A	N/A	2020	1616	2155	1724	2200	1760	2245	1796	2245	1796	N/A	N/A

* Parallel star is applicable to windings 311, 14 and 17 only.

** PM 734 generator windings are 6 wire only, so parallel star connection is not possible

1 BCM 184 generators are winding 71.

2 Winding 14 is not available on these generators, so parallel star giving 190V - 208V is not possible.

3 Figures given for winding 13 / 14 apply to 380V only.

4 Winding 17 is not available on these generators, so parallel star giving 300V is not possible.

5 Delta connection is not available on the P7 generators.

90 / 50

CLASS
F
TEMP RISE

**AVR CONTROLLED
50°C AMBIENT TEMPERATURE
CLASS "H" TEMP RISE 110°C
(BASE CONTINUOUS RATING)**

**MARINE
60 Hz
4 Pole**

		3 PHASE (12 / 6 WIRE **)													
POWER FACTOR		0.8		0.8		0.8		0.8		0.8		0.8		0.8	
VOLTS :															
SERIES STAR		380 - 416		416		440		460		480		600		660 - 690	
* PARALLEL STAR		190 - 208		208		220		230		240		300		330 - 345	
SERIES DELTA		220 - 240		240		254		266		277		346		380 - 400	
WINDING NO.		14 / 13		311 / 312		311 / 312		311 / 312		311 / 312		07 / 17		27 / 28	
		kVA	kW	kVA	kW	kVA	kW	kVA	kW	kVA	kW	kVA	kW	kVA	kW

BCM 184E	1	18.4	14.7	20.0	16.0	21.3	17.0	21.3	17.0	21.3	17.0	N/A	N/A	N/A	N/A
BCM 184F	1	23.2	18.6	25.4	20.3	27.0	21.6	27.0	21.6	27.0	21.6	N/A	N/A	N/A	N/A
BCM 184G	1	25.5	20.4	27.9	22.3	29.5	23.6	29.5	23.6	29.5	23.6	N/A	N/A	N/A	N/A
BCM 184H	1	36.5	29.2	39.9	31.9	42.0	33.6	42.0	33.6	42.0	33.6	N/A	N/A	N/A	N/A
BCM 184J	1	36.9	29.5	40.4	32.3	42.8	34.2	42.8	34.2	42.8	34.2	N/A	N/A	N/A	N/A

UCM 224C		46.5	37.2	43.8	35.0	44.7	35.8	44.7	35.8	46.5	37.2	46.5	37.2	N/A	N/A
UCM 224D		54.3	43.4	51.0	40.8	53.1	42.5	54.3	43.4	56.3	45.0	56.3	45.0	N/A	N/A
UCM 224E		63.0	50.4	60.0	48.0	63.0	50.4	63.0	50.4	66.0	52.8	66.0	52.8	N/A	N/A
UCM 224F		72.5	58.0	72.5	58.0	75.6	60.5	75.6	60.5	80.0	64.0	80.0	64.0	N/A	N/A
UCM 224G		91.0	72.8	84.5	67.6	87.0	69.6	91.0	72.8	92.0	73.6	92.0	73.6	N/A	N/A

UCM 274C		105.0	84.0	93.8	75.0	102.5	82.0	102.5	82.0	108.8	87.0	106.3	85.0	N/A	N/A
UCM 274D		115.0	92.0	115.0	92.0	117.5	94.0	120.0	96.0	125.0	100.0	125.0	100.0	N/A	N/A
UCM 274E		135.0	108.0	135.0	108.0	137.5	110.0	140.0	112.0	144.0	115.2	144.0	115.2	140.0	112.0
UCM 274F		155.0	124.0	156.3	125.0	162.5	130.0	167.5	134.0	168.8	135.0	168.8	135.0	N/A	N/A
UCM 274G		181.3	145.0	186.4	149.1	192.8	154.2	192.8	154.2	205.7	164.6	200.0	160.0	N/A	N/A
UCM 274H		212.5	170.0	212.5	170.0	218.8	175.0	221.3	177.0	225.0	180.0	225.0	180.0	223.0	178.4

HCM 434C		265	212	255	204	260	208	265	212	270	216	270	216	290	232
HCM 434D		305	244	295	236	305	244	320	256	330	264	330	264	315	252
HCM 434E		N/A	N/A	340	272	350	280	365	292	370	296	370	296	360	288
HCM 434F	2	425	340	395	316	405	324	415	332	425	340	425	340	440	352

HCM 534C		445	356	463	370	485	388	515	412	520	416	500	400	510	408
HCM 534D		545	436	500	400	520	416	545	436	570	456	570	456	556	445
HCM 534E	3	600	480	606	485	625	500	638	510	650	520	638	510	672	538
HCM 534F		725	580	663	530	694	555	706	565	725	580	725	580	695	556

HCM 634G	4	788	630	788	630	813	650	856	685	875	700	875	700	885	708
HCM 634H	4	900	720	885	708	931	745	970	776	994	795	931	745	N/A	N/A
HCM 634J	2,4	1113	890	1031	825	1063	850	1113	890	1150	920	1150	920	N/A	N/A
HCM 634K	2,4	1220	976	1150	920	1200	960	1238	990	1275	1020	1275	1020	1347	1078

PM 734A	5	1225	980	1155	924	1255	1004	1280	1024	1330	1064	1330	1064	1265	1012
PM 734B	5	1340	1072	1260	1008	1335	1068	1395	1116	1455	1164	1455	1164	1405	1124
PM 734C	5	1600	1280	1535	1228	1635	1308	1670	1336	1705	1364	1705	1364	1655	1324
PM 734D	5	1725	1380	1635	1308	1745	1396	1780	1424	1815	1452	1815	1452	1745	1396
PM 734E	5	N/A	N/A	1865	1492	1990	1592	2035	1628	2075	1660	2075	1660	1850	1480
PM 734F	5	2260	1808	2110	1688	2250	1800	2300	1840	2345	1876	2345	1876	2130	1704
PM 734G	5	N/A	N/A	2230	1784	2380	1904	2430	1944	2480	1984	2480	1984	N/A	N/A

* Parallel star is applicable to windings 311, 14 and 17 only.

** PM 734 generator windings are 6 wire only, so parallel star connection is not possible

1 BCM 184 generators are winding 71.

2 Winding 14 is not available on these generators, so parallel star giving 190V - 208V is not possible.

3 Figures given for winding 13 / 14 apply to 380V only.

4 Winding 17 is not available on these generators, so parallel star giving 300V is not possible.

5 Delta connection is not available on the P7 generators.

110 / 50



**AVR CONTROLLED
50°C AMBIENT TEMPERATURE
CLASS "B" TEMP RISE 70°C
(BASE CONTINUOUS RATING)**

**MARINE
50 Hz
6 Pole**

		3 PHASE (6 WIRE)					
POWER FACTOR		0.8		0.8		0.8	
VOLTS :							
STAR		380 - 415		440		660 - 690	
DELTA		220 - 240		250		380 - 400	
WINDING NO.		312		312		26	
		kVA	kW	kVA	kW	kVA	kW
HCM 636G		220	176	220	176	N/A	N/A
HCM 636H		290	232	290	232	N/A	N/A
HCM 636J		350	280	350	280	N/A	N/A
HCM 636K		440	352	440	352	N/A	N/A
PM 736B	1	480	384	480	384	N/A	N/A
PM 736D	1	630	504	630	504	N/A	N/A
PM 736F	1	800	640	800	640	N/A	N/A

70 / 50

**CLASS
B
TEMP RISE**

**AVR CONTROLLED
50°C AMBIENT TEMPERATURE
CLASS "F" TEMP RISE 90°C
(BASE CONTINUOUS RATING)**

**MARINE
50 Hz
6 Pole**

		3 PHASE (6 WIRE)					
POWER FACTOR		0.8		0.8		0.8	
VOLTS :							
STAR		380 - 415		440		660 - 690	
DELTA		220 - 240		250		380 - 400	
WINDING NO.		312		312		26	
		kVA	kW	kVA	kW	kVA	kW
HCM 636G		250	200	250	200	N/A	N/A
HCM 636H		330	264	330	264	N/A	N/A
HCM 636J		400	320	400	320	N/A	N/A
HCM 636K		505	404	505	404	N/A	N/A
PM 736B	1	500	400	500	400	N/A	N/A
PM 736D	1	655	524	655	524	N/A	N/A
PM 736F	1	850	680	850	680	N/A	N/A

1 Delta connection is not available on the P7 generators.

90 / 50

**CLASS
F
TEMP RISE**

**AVR CONTROLLED
50°C AMBIENT TEMPERATURE
CLASS "H" TEMP RISE 110°C
(BASE CONTINUOUS RATING)**

**MARINE
50 Hz
6 Pole**

3 PHASE (6 WIRE)						
POWER FACTOR	0.8		0.8		0.8	
VOLTS :						
STAR	380 - 415		440		660 - 690	
DELTA	220 - 240		250		380 - 400	
WINDING NO.	312		312		26	
	kVA	kW	kVA	kW	kVA	kW
HCM 636G	250	200	250	200	N/A	N/A
HCM 636H	330	264	330	264	N/A	N/A
HCM 636J	400	320	400	320	N/A	N/A
HCM 636K	505	404	505	404	N/A	N/A
PM 736B	1	525	420	525	420	N/A
PM 736D	1	655	524	655	524	N/A
PM 736F	1	900	720	900	720	N/A

1 Delta connection is not available on the P7 generators.

110 / 50



AVR CONTROLLED
50°C AMBIENT TEMPERATURE
CLASS "B" TEMP RISE 70°C
(BASE CONTINUOUS RATING)

MARINE
60 Hz
6 Pole

3 PHASE (6 WIRE)														
POWER FACTOR	0.8		0.8		0.8		0.8		0.8		0.8			
VOLTS :														
STAR	416		440		460		480		600		660 - 690			
DELTA	240		254		266		277		346		380 - 400			
WINDING NO.	312		312		312		312		07		28			
	kVA	kW	kVA	kW	kVA	kW	kVA	kW	kVA	kW	kVA	kW	kVA	kW
HCM 636G	250	200	270	216	270	216	270	216	270	216	N/A	N/A	N/A	N/A
HCM 636H	330	264	350	280	350	280	350	280	350	280	N/A	N/A	N/A	N/A
HCM 636J	405	324	430	344	430	344	430	344	430	344	N/A	N/A	N/A	N/A
HCM 636K	510	408	535	428	535	428	535	428	535	428	N/A	N/A	N/A	N/A
PM 736B	1	600	480	650	520	650	520	650	520	650	520	N/A	N/A	N/A
PM 736D	1	800	640	845	676	845	676	845	676	845	676	N/A	N/A	N/A
PM 736F	1	985	788	1040	832	1040	832	1040	832	1040	832	N/A	N/A	N/A

70 / 50

CLASS
B
TEMP RISE

AVR CONTROLLED
50°C AMBIENT TEMPERATURE
CLASS "F" TEMP RISE 90°C
(BASE CONTINUOUS RATING)

MARINE
60 Hz
6 Pole

3 PHASE (6 WIRE)														
POWER FACTOR	0.8		0.8		0.8		0.8		0.8		0.8			
VOLTS :														
STAR	416		440		460		480		600		660 - 690			
DELTA	240		254		266		277		346		380 - 400			
WINDING NO.	312		312		312		312		07		28			
	kVA	kW	kVA	kW	kVA	kW	kVA	kW	kVA	kW	kVA	kW	kVA	kW
HCM 636G	294	235	313	250	313	250	313	250	313	250	N/A	N/A	N/A	N/A
HCM 636H	388	310	413	330	413	330	413	330	413	330	N/A	N/A	N/A	N/A
HCM 636J	475	380	500	400	500	400	500	400	500	400	N/A	N/A	N/A	N/A
HCM 636K	594	475	625	500	625	500	625	500	625	500	N/A	N/A	N/A	N/A
PM 736B	1	710	568	750	600	750	600	750	600	750	600	N/A	N/A	N/A
PM 736D	1	920	736	975	780	975	780	975	780	975	780	N/A	N/A	N/A
PM 736F	1	1135	908	1200	960	1200	960	1200	960	1200	960	N/A	N/A	N/A

90 / 50

CLASS
F
TEMP RISE

1 Delta connection is not available on the P7 generators.

**AVR CONTROLLED
50°C AMBIENT TEMPERATURE
CLASS "H" TEMP RISE 110°C
(BASE CONTINUOUS RATING)**

**MARINE
60 Hz
6 Pole**

3 PHASE (6 WIRE)													
POWER FACTOR	0.8		0.8		0.8		0.8		0.8		0.8		
VOLTS :													
STAR	416		440		460		480		600		660 - 690		
DELTA	240		254		266		277		346		380 - 400		
WINDING NO.	312		312		312		312		07		28		
	kVA	kW	kVA	kW	kVA	kW	kVA	kW	kVA	kW	kVA	kW	
HCM 636G	294	235	313	250	313	250	313	250	N/A	N/A	N/A	N/A	
HCM 636H	393	314	415	332	415	332	415	332	N/A	N/A	N/A	N/A	
HCM 636J	475	380	500	400	500	400	500	400	N/A	N/A	N/A	N/A	
HCM 636K	594	475	625	500	625	500	625	500	N/A	N/A	N/A	N/A	
PM 736B	1	710	568	750	600	750	600	750	600	750	600	N/A	N/A
PM 736D	1	920	736	975	780	975	780	975	780	975	780	N/A	N/A
PM 736F	1	1240	992	1240	992	1240	992	1240	992	1200	960	N/A	N/A

1 Delta connection is not available on the P7 generators.

110 / 50

**CLASS
H
TEMP RISE**

**TRANSFORMER CONTROLLED
40°C AMBIENT TEMPERATURE
(BASE CONTINUOUS RATING)**

**INDUSTRIAL
50 Hz
4 Pole**

POWER FACTOR	3 PHASE (6 WIRE)				1 PHASE (6 WIRE)			
	0.8		0.85		0.8		0.85	
	380 - 415		380 - 415		220 - 240		220 - 240	
VOLTS :	kVA	kW	kVA	kW	kVA	kW	kVA	kW

BCI 164A	6.3	5.0	7.5	6.4	4.0	3.2	4.8	4.1
BCI 164B	8.5	6.8	10.0	8.5	5.6	4.5	6.6	5.6
BCI 164C	10.5	8.4	12.5	10.6	7.0	5.6	8.2	7.0
BCI 164D	12.5	10.0	15.1	12.8	8.1	6.5	9.8	8.3

BCI 184E	17.5	14.0	20.0	17.0	11.5	9.2	13.1	11.1
BCI 184F	20.0	16.0	25.1	21.3	13.5	10.8	16.5	14.0
BCI 184G	25.0	20.0	30.0	25.5	16.8	13.4	20.0	17.0

BCAI 164A	6.3	5.0	7.5	6.4	4.0	3.2	4.8	4.1
BCAI 164B	8.5	6.8	10.0	8.5	5.6	4.5	6.6	5.6
BCAI 164C	10.5	8.4	12.5	10.6	7.0	5.6	8.2	7.0
BCAI 164D	12.5	10.0	15.1	12.8	8.1	6.5	9.8	8.3
BCAI 164E	16.6	13.3	19.0	16.2	10.9	8.7	12.4	10.5
BCAI 164F	19.0	15.2	23.8	20.2	12.8	10.2	15.6	13.3
BCAI 164G	23.8	19.0	28.5	24.2	15.9	12.7	19.0	16.2

BCLI 164A	6.3	5.0	7.5	6.4	4.0	3.2	4.8	4.1
BCLI 164B	8.5	6.8	10.0	8.5	5.6	4.5	6.6	5.6
BCLI 164C	10.5	8.4	12.5	10.6	7.0	5.6	8.2	7.0
BCLI 164D	12.5	10.0	15.1	12.8	8.1	6.5	9.8	8.3
BCLI 184E	17.5	14.0	20.0	17.0	11.5	9.2	13.1	11.1
BCLI 184F	20.0	16.0	25.1	21.3	13.5	10.8	16.5	14.0

UCI 224C	30.0	24.0	35.0	29.8	20.0	16.0	23.5	20.0
UCI 224D	35.0	28.0	42.5	36.1	23.5	18.8	28.5	24.2
UCI 224E	42.5	34.0	50.0	42.5	28.5	22.8	33.5	28.5
UCI 224F	55.0	44.0	65.0	55.3	36.5	29.2	43.0	36.6
UCI 224G	65.0	52.0	75.0	63.8	43.5	34.8	50.0	42.5

Winding number is specific to output voltage.
These generators will only operate at the voltage specified at time of order.



**TRANSFORMER CONTROLLED
40°C AMBIENT TEMPERATURE
(BASE CONTINUOUS RATING)**

**INDUSTRIAL
60 Hz
4 Pole**

POWER FACTOR	3 PHASE (6 WIRE)				1 PHASE (6 WIRE)			
	0.8		0.85		0.8		0.85	
	480		480		220 - 240		220 - 240	
VOLTS :	kVA	kW	kVA	kW	kVA	kW	kVA	kW

BCI 164A	7.8	6.2	9.1	7.7	5.0	4.0	5.8	4.9
BCI 164B	10.6	8.5	12.0	10.2	7.0	5.6	8.0	6.8
BCI 164C	13.1	10.5	15.1	12.8	8.8	7.0	10.0	8.5
BCI 164D	15.6	12.5	17.5	14.9	10.0	8.0	11.2	9.5

BCI 184E	21.9	17.5	24.0	20.4	14.4	11.5	15.8	13.4
BCI 184F	25.0	20.0	30.0	25.5	16.9	13.5	20.0	17.0
BCI 184G	31.3	25.0	35.1	29.8	21.0	16.8	23.5	20.0

BCAI 164A	7.8	6.2	9.0	7.7	5.0	4.0	5.7	4.8
BCAI 164B	10.6	8.5	12.0	10.2	7.0	5.6	8.0	6.8
BCAI 164C	13.1	10.5	15.0	12.8	8.8	7.0	10.0	8.5
BCAI 164D	15.6	12.5	17.5	14.9	10.0	8.0	11.2	9.5
BCAI 164E	20.8	16.6	22.8	19.4	13.6	10.9	15.0	12.8
BCAI 164F	23.8	19.0	28.5	24.2	16.0	12.8	19.0	16.2
BCAI 164G	28.5	22.8	33.3	28.3	19.9	15.9	22.3	19.0

BCLI 164A	7.8	6.2	9.0	7.7	5.0	4.0	5.7	4.8
BCLI 164B	10.6	8.5	12.0	10.2	7.0	5.6	8.0	6.8
BCLI 164C	13.1	10.5	15.0	12.8	8.8	7.0	10.0	8.5
BCLI 164D	15.6	12.5	17.5	14.9	10.0	8.0	11.2	9.5
BCLI 184E	21.9	17.5	24.0	20.4	14.4	11.5	15.8	13.4
BCLI 184F	25.0	20.0	30.0	25.5	16.9	13.5	20.0	17.0

UCI 224C	37.5	30.0	42.5	36.1	25.0	20.0	28.0	23.8
UCI 224D	44.0	35.2	49.0	41.7	29.4	23.5	32.5	27.6
UCI 224E	53.0	42.4	60.0	51.0	35.6	28.5	40.0	34.0
UCI 224F	69.0	55.2	75.0	63.8	45.6	36.5	50.0	42.5
UCI 224G	81.0	64.8	88.0	74.8	54.4	43.5	59.0	50.2

Winding number is specific to output voltage.
These generators will only operate at the voltage specified at time of order.



STAMFORD WORLDWIDE

AUSTRALIA: Phone: +61 2 9680 2299
Fax: +61 2 9680 1545

JAPAN: Phone: +81 426 77 2881
Fax: +81 426 77 2884

CHINA: Phone: +86 510 521 6212
Fax: +86 510 521 7673

MEXICO Tel: +52 44 48 26 84 00
Fax: +52 44 48 26 84 05

FRANCE Phone: +33 1 6074 9843
Fax: +33 1 6074 9844

NORWAY: Phone: +47 229 74444
Fax: +47 229 74445

GERMANY: Phone: +49 (0) 61 03 50 39 0
Fax: +49 (0) 61 03 50 39 40

SINGAPORE: Phone: +65 6794 3730
Fax: +65 6898 9065

INDIA: Phone: +91 20 402 5329-30
Fax: +91 20 402 5331

SPAIN: Phone: +34 91 498 2000
Fax: +34 91 498 2004

ITALY: Phone: (39) 02 380 00714
Fax: (39) 02 380 03664

U.S.A.: Phone: +1 763 528 7301
Fax: +1 763 574 5082

STAMFORD

BARNACK ROAD, STAMFORD
LINCOLNSHIRE, PE9 2NB ENGLAND
Tel: +44 (0) 1780 484 000 Fax: +44 (0) 1780 484 100